



US00D582551S

(12) **United States Design Patent**  
**Takashima**

(10) **Patent No.:** **US D582,551 S**

(45) **Date of Patent:** **\*\* Dec. 9, 2008**

(54) **HEMORRHOID TREATMENT DEVICE**

6,589,193 B2 \* 7/2003 Takashima ..... 601/137  
7,211,059 B2 \* 5/2007 Takashima ..... 601/137

(76) Inventor: **Jiro Takashima**, 7203 Schiller, Houston,  
TX (US) 77055

\* cited by examiner

(\*\*) Term: **14 Years**

*Primary Examiner*—Adir Aronovich

*Assistant Examiner*—Wan Laymon

(74) *Attorney, Agent, or Firm*—Egbert Law Offices

(21) Appl. No.: **29/284,201**

(22) Filed: **Sep. 3, 2007**

(57) **CLAIM**

(51) **LOC (8) Cl.** ..... **24-02**

The ornamental design for a hemorrhoid treatment device, as shown and described.

(52) **U.S. Cl.** ..... **D24/141**

(58) **Field of Classification Search** ..... D24/141,  
D24/133, 135, 119, 187, 251; 600/29, 38-41;  
606/197; 607/138; 601/18, 134-137  
See application file for complete search history.

**DESCRIPTION**

The hemorrhoid and incontinence treatment device inserts into the anus of a user. The device treats symptoms of hemorrhoids and incontinence.

(56) **References Cited**

FIG. 1 is a top plan view of the hemorrhoid treatment device showing my design;

U.S. PATENT DOCUMENTS

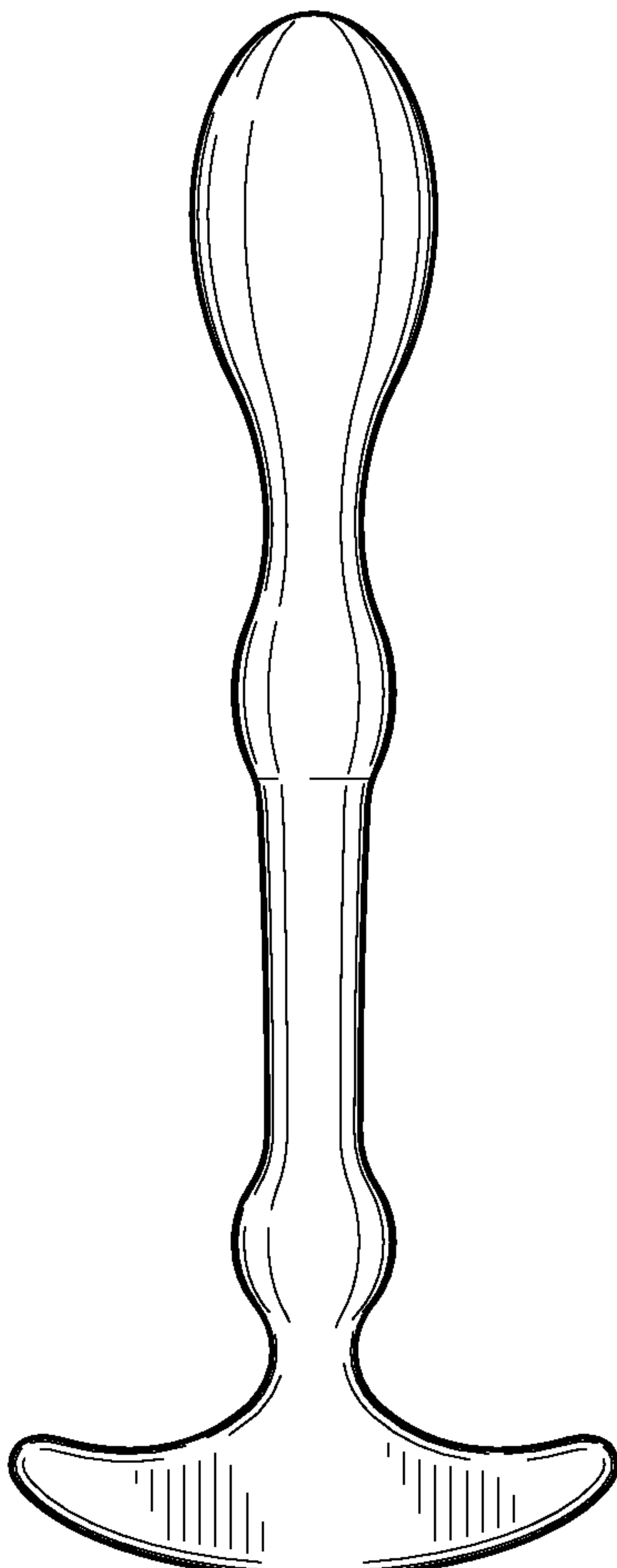
FIG. 2 is a front view thereof, a back view being a mirror image thereof;

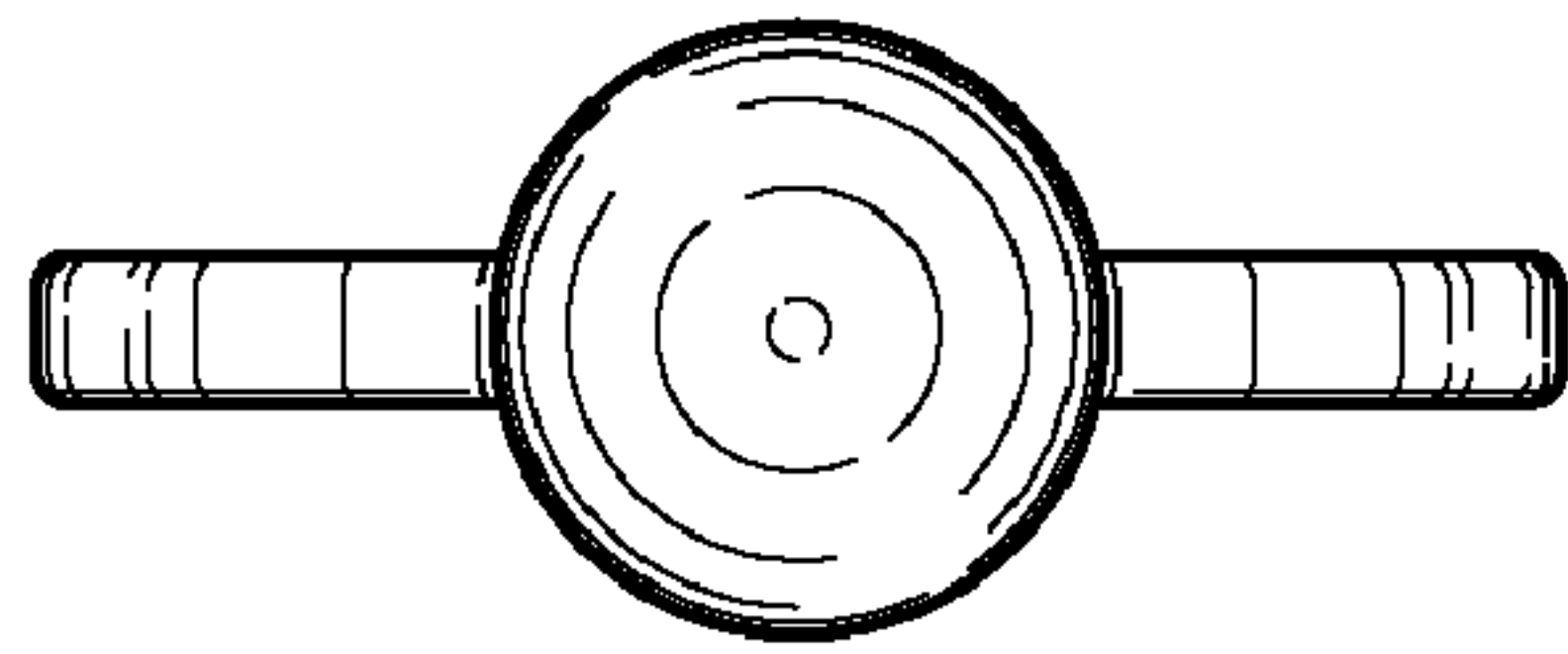
1,278,944	A *	9/1918	Landis	.....	604/212
2,763,265	A *	9/1956	Waters	.....	606/191
D272,649	S *	2/1984	Bloch	.....	D24/211
D407,157	S *	3/1999	Malewicz	.....	D24/141
D412,749	S *	8/1999	Myers et al.	.....	D24/187
D414,871	S *	10/1999	Myers et al.	.....	D24/187
D428,488	S *	7/2000	Bloch	.....	D24/141

FIG. 3 is a side view thereof, an opposite side view being a mirror image thereof; and,

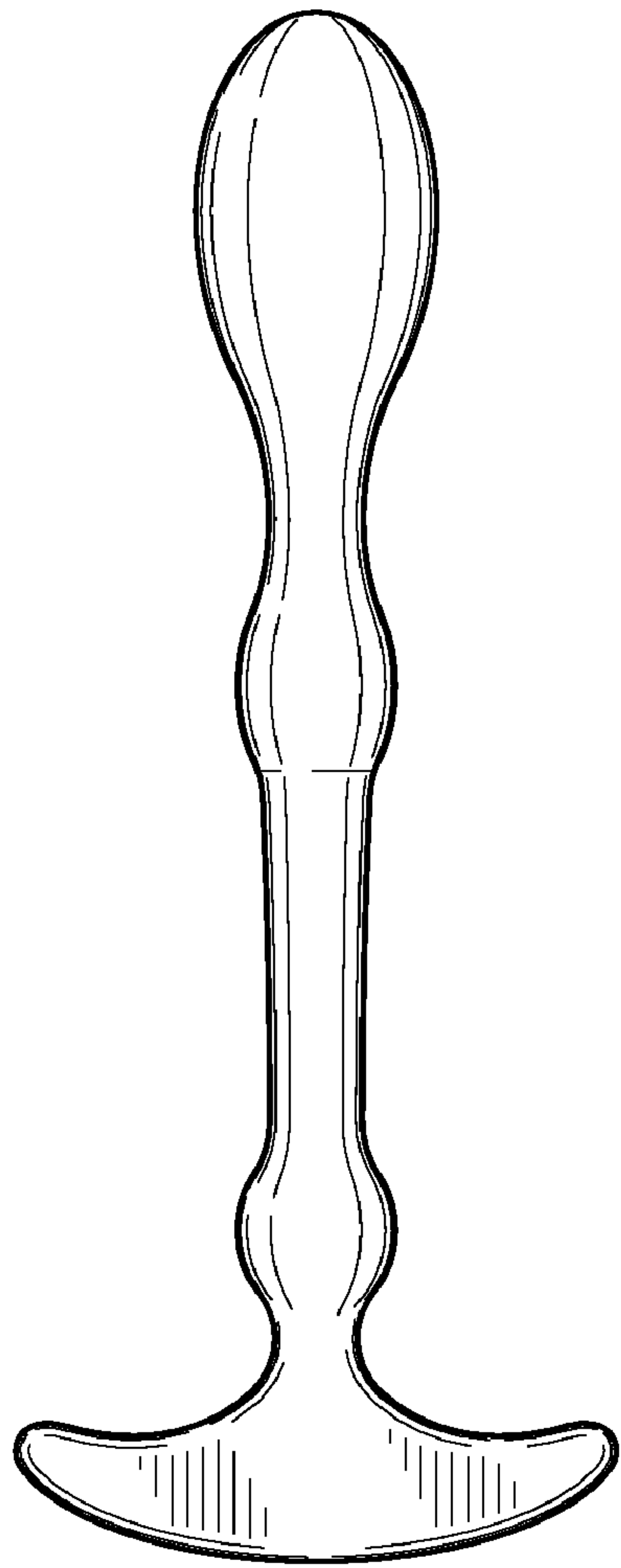
FIG. 4 is a bottom view thereof.

**1 Claim, 1 Drawing Sheet**

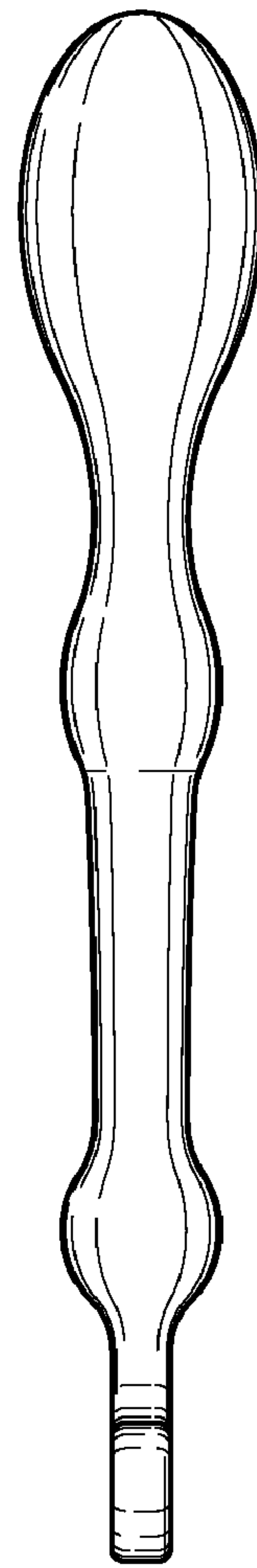




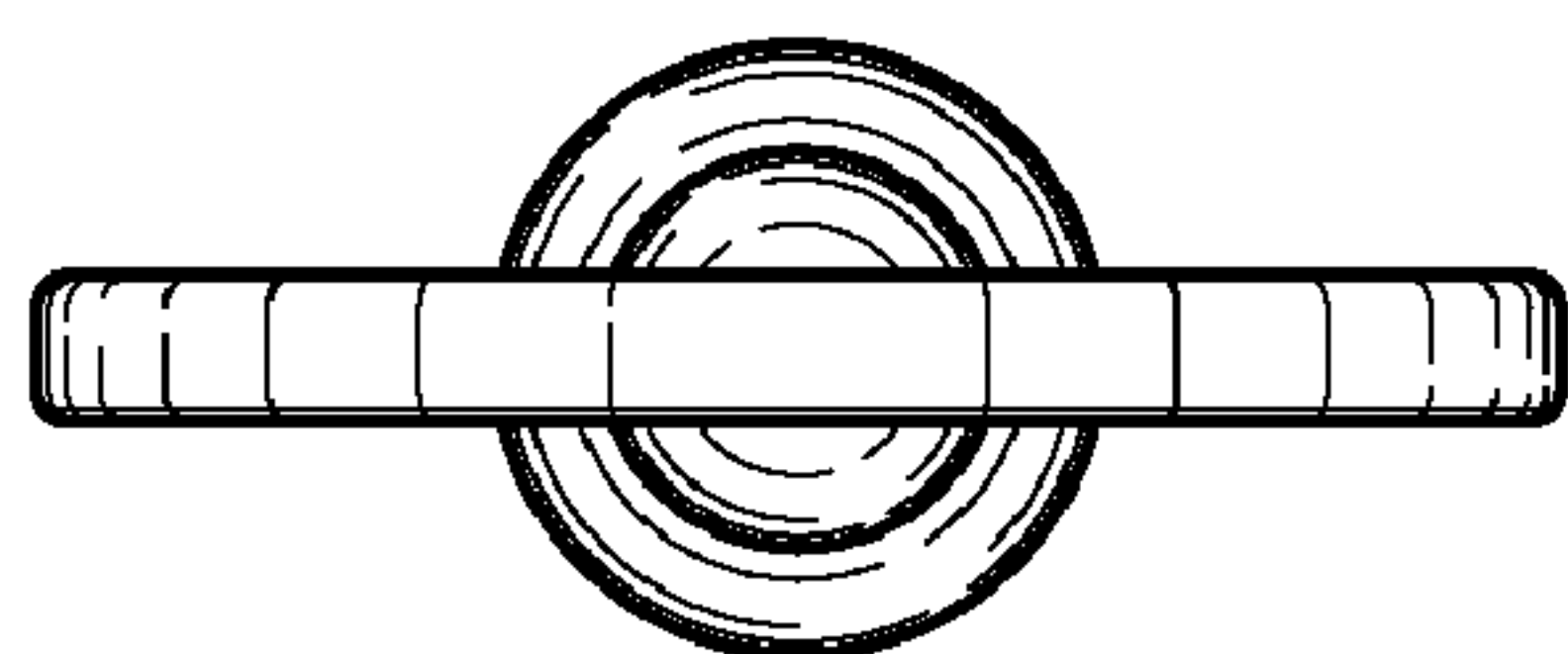
*FIG. 1*



*FIG. 2*



*FIG. 3*



*FIG. 4*