



US00D582546S

(12) **United States Design Patent**
Fujiura et al.

(10) **Patent No.:** **US D582,546 S**
(45) **Date of Patent:** **** Dec. 9, 2008**

(54) **MASK FOR RESPIRATOR**

(75) Inventors: **Kazuaki Fujiura**, Tokyo (JP); **Toshiki Nakamura**, Tokyo (JP); **Naoki Kurai**, Tokyo (JP); **Keiko Omura**, Hino (JP); **Takamitsu Okayama**, Hino (JP); **Masahide Takishita**, Hino (JP); **Tongoh Chin**, Hino (JP); **Shinya Fujimoto**, Ibaraki (JP); **Satoe Matsunaga**, Ibaraki (JP); **Hideharu Shimura**, Osaka (JP); **Toru Hikosaka**, Ibaraki (JP)

D493,885 S 8/2004 Raje et al.
D494,675 S * 8/2004 Guney et al. D24/110.1
D502,261 S 2/2005 Kopacko et al.
D515,204 S 2/2006 Guney et al.
D519,207 S 4/2006 Raje et al.
D539,901 S * 4/2007 McAuliffe et al. D24/110.1

FOREIGN PATENT DOCUMENTS

JP D1109143 5/2001
TW 131674 3/1990
TW 150165 1/1991
TW 523367 3/2003

(73) Assignee: **Teijin Pharma Limited**, Tokyo (JP)

(**) Term: **14 Years**

(21) Appl. No.: **29/287,676**

(22) Filed: **Sep. 7, 2007**

(30) **Foreign Application Priority Data**

Mar. 7, 2007 (JP) 2007-005933

(51) **LOC (8) Cl.** **29-02**

(52) **U.S. Cl.** **D24/110.1; D24/110.4**

(58) **Field of Classification Search** D24/110,
D24/110.1, 110.4, 110.5, 164; 128/206.12,
128/206.21, 206.24, 206.25, 206.28, 205.25,
128/204.12, 207.12, 207.13

See application file for complete search history.

(56) **References Cited**

U.S. PATENT DOCUMENTS

5,884,624 A * 3/1999 Barnett et al. 128/206.24
D443,355 S 6/2001 Gunaratnam et al.
D468,421 S 1/2003 Smart
D468,823 S 1/2003 Smart
D486,226 S 2/2004 Guney et al.
D489,817 S * 5/2004 Ankey et al. D24/110.4
D490,343 S 5/2004 Guney et al.
D492,992 S 7/2004 Guney et al.

OTHER PUBLICATIONS

U.S. Appl. No. 29/287,675, filed Sep. 7, 2007.

* cited by examiner

Primary Examiner—Ian Simmons

Assistant Examiner—Christopher Lee

(74) *Attorney, Agent, or Firm*—Sughrue Mion, PLLC

(57) **CLAIM**

The ornamental design for a mask for respirator, as shown and described.

DESCRIPTION

FIG. 1 is a perspective view of a mask for respirator showing our new design;

FIG. 2 is a front elevational view thereof;

FIG. 3 is a rear elevational view thereof;

FIG. 4 is a right side elevational view thereof; the left side elevational view is a mirror image of the right side elevational view;

FIG. 5 is a top plan view thereof; and,

FIG. 6 is a bottom plan view thereof.

The broken lines shown in FIGS. 1 to 6 are for illustrative purposes only and form no part of the claimed design.

1 Claim, 3 Drawing Sheets

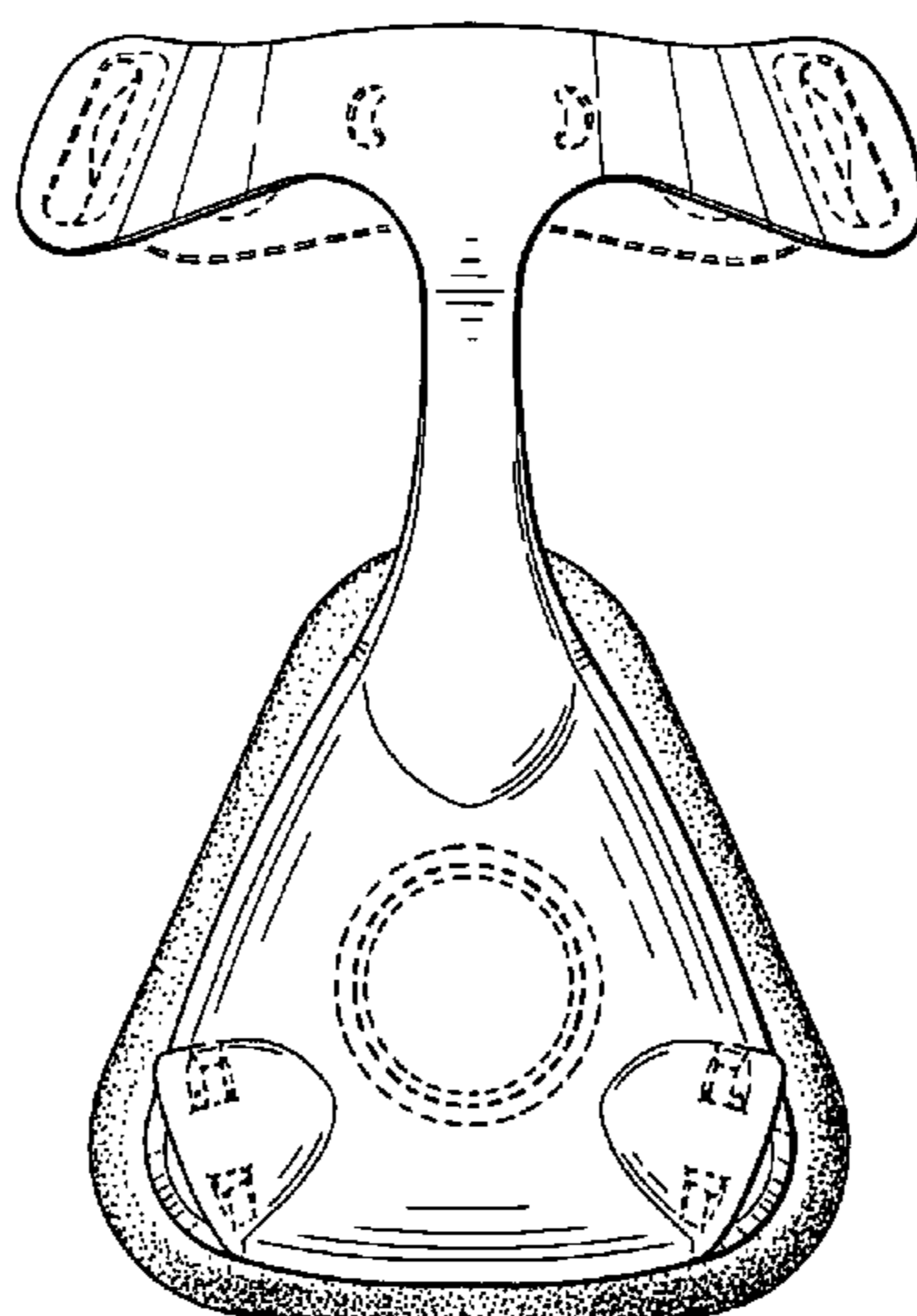


Fig.1

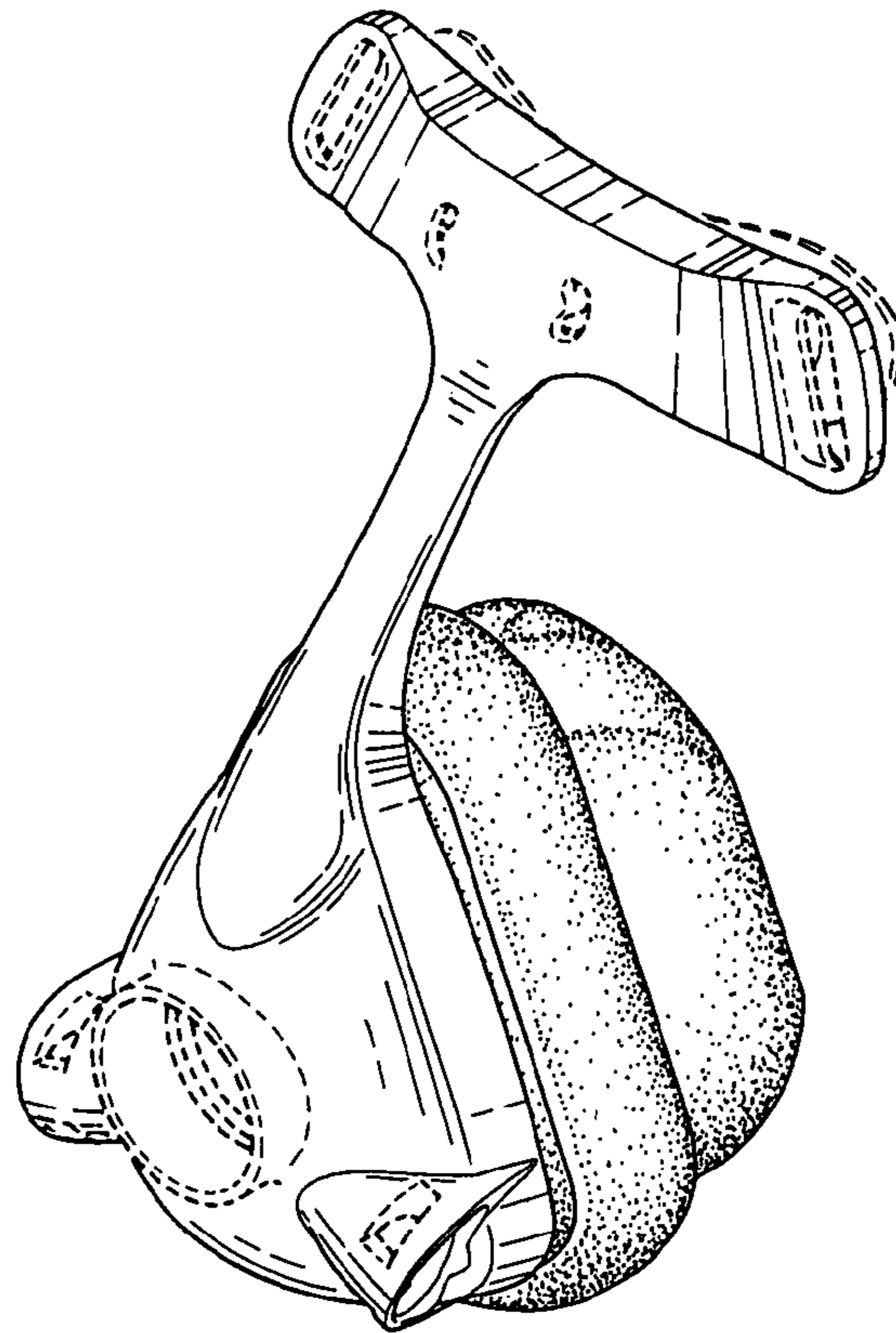


Fig.2

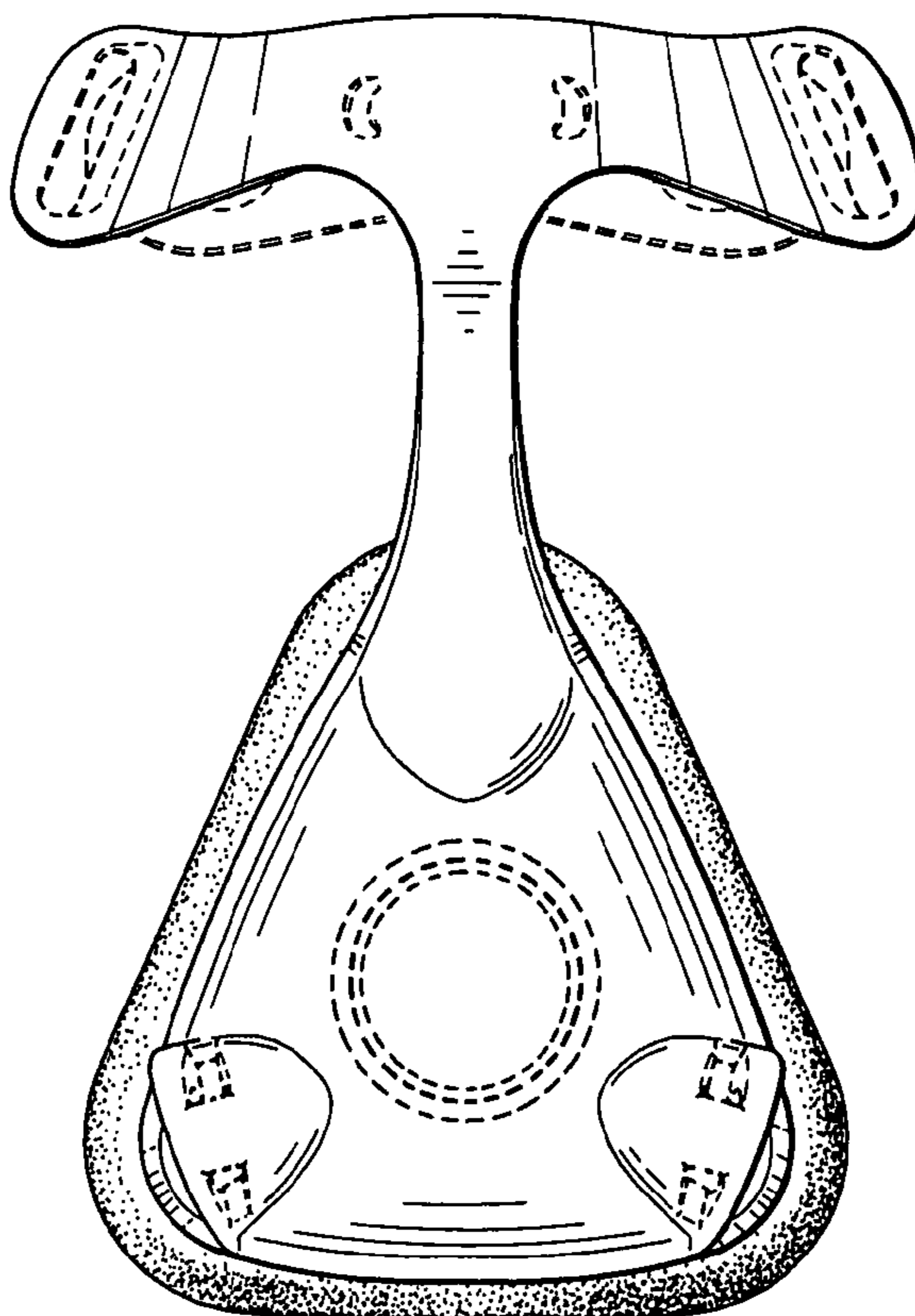


Fig.3

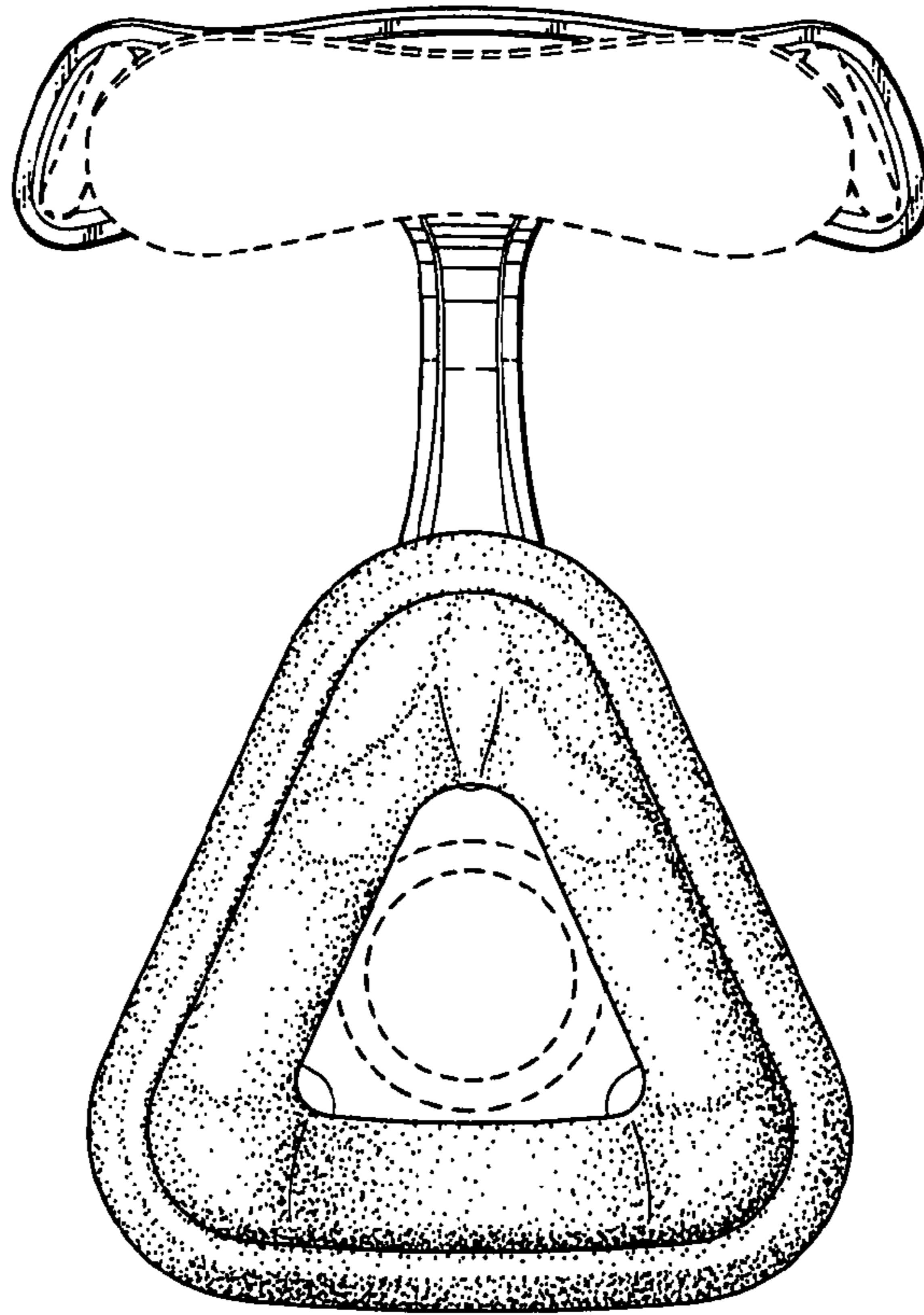


Fig.4

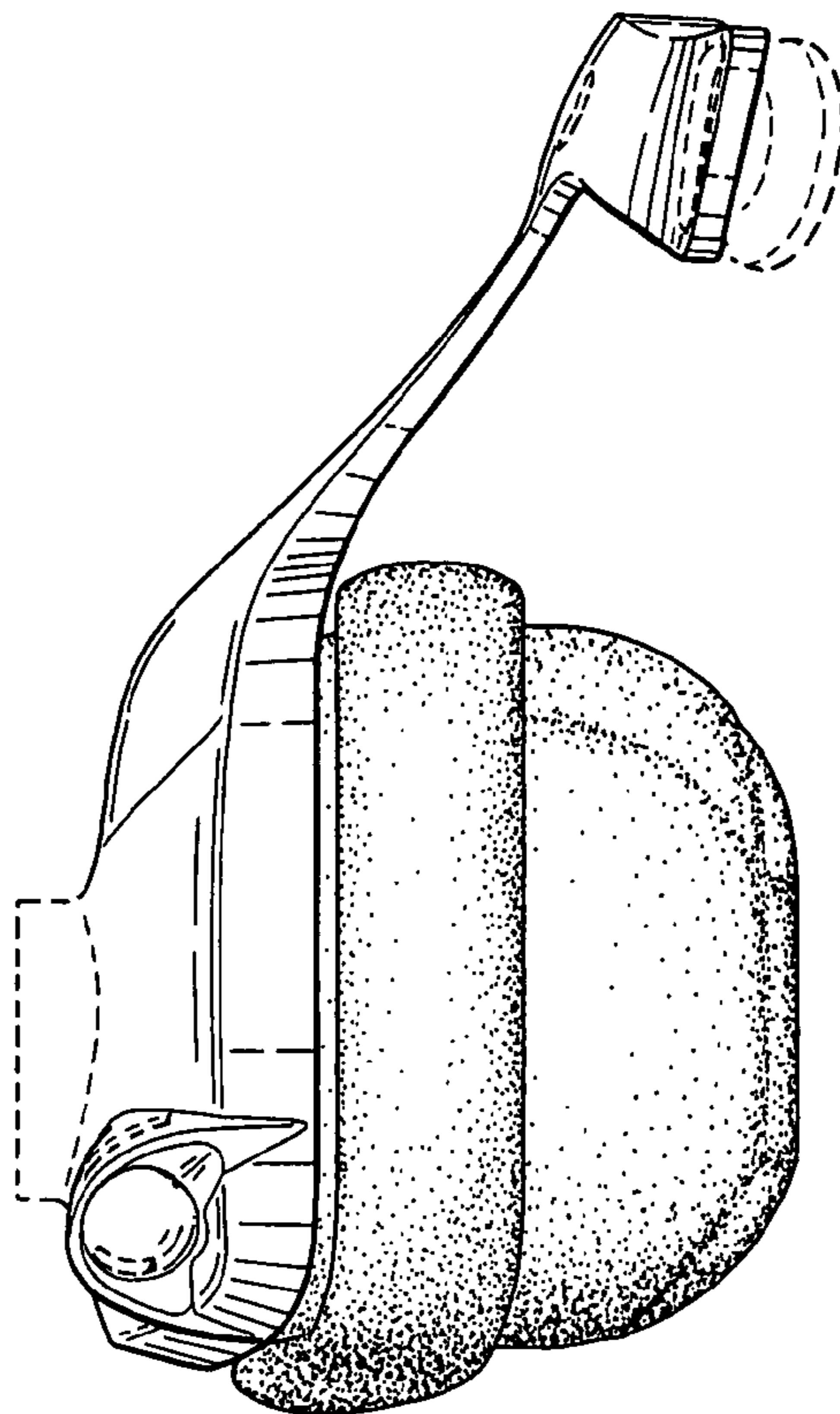


Fig.5

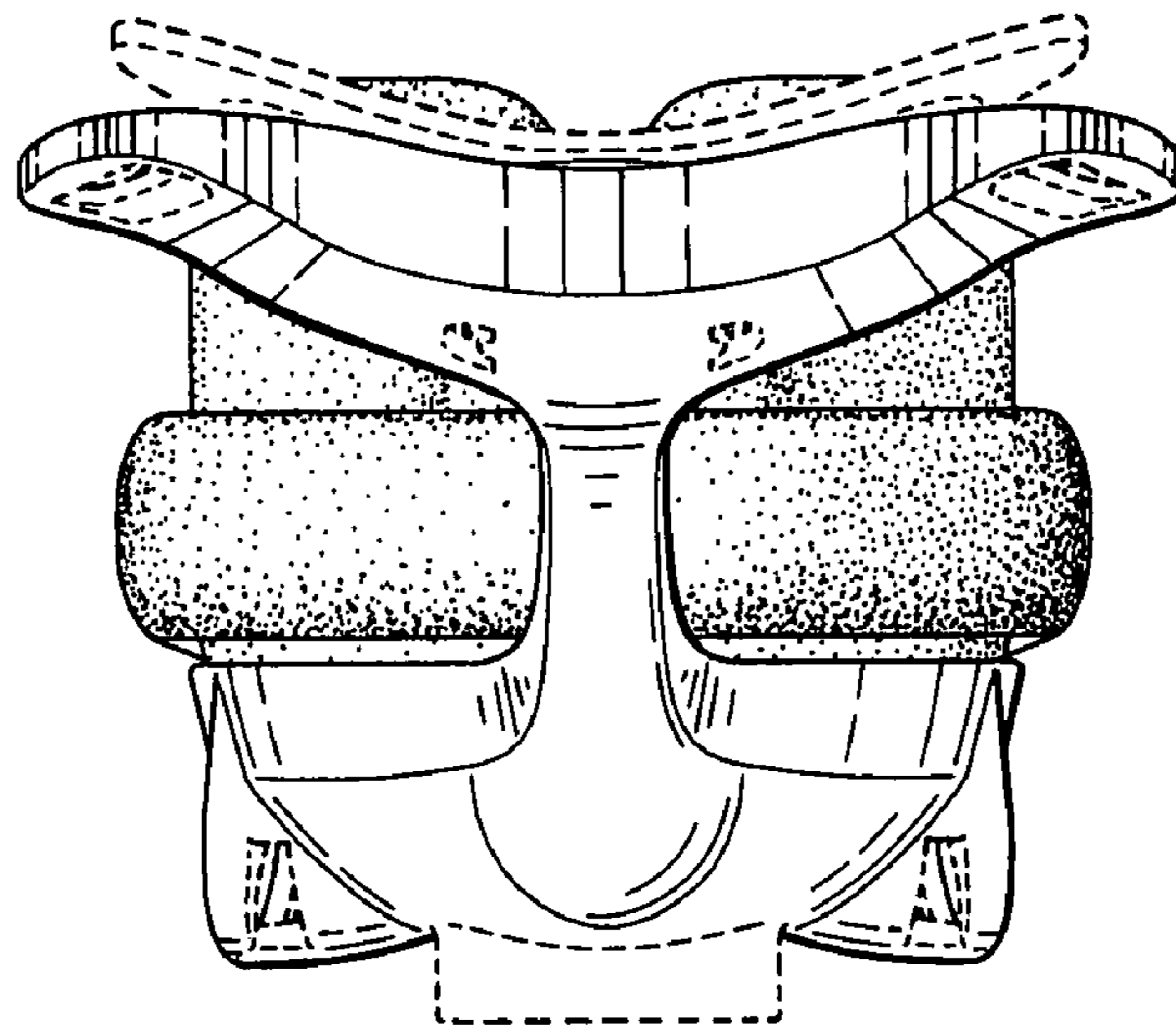


Fig.6

