



US00D582525S

(12) **United States Design Patent**  
**Downey**

(10) **Patent No.:** **US D582,525 S**  
(45) **Date of Patent:** **\*\* Dec. 9, 2008**

(54) **SPOUT**  
(75) Inventor: **David R. Downey**, Garden Grove, CA (US)  
(73) Assignee: **Newfrey LLC**, Newark, DE (US)  
(\*\*) Term: **14 Years**  
(21) Appl. No.: **29/299,198**  
(22) Filed: **Dec. 20, 2007**  
(51) **LOC (8) Cl.** ..... **23-01**  
(52) **U.S. Cl.** ..... **D23/255**  
(58) **Field of Classification Search** ..... D23/255-257, D23/238-243; 4/675-678; 137/801  
See application file for complete search history.

D513,792 S 1/2006 Kennard  
D517,655 S \* 3/2006 Ogata et al. .... D23/241  
D519,617 S 4/2006 Hoernig  
D521,613 S 5/2006 Hoernig  
D522,092 S 5/2006 Hoernig  
D528,640 S 9/2006 Yoshioka  
D533,639 S 12/2006 Hoernig  
D538,894 S \* 3/2007 Hoernig ..... D23/241  
D552,216 S \* 10/2007 Haug et al. .... D23/252

\* cited by examiner

*Primary Examiner*—Robert A Delehanty  
(74) *Attorney, Agent, or Firm*—Richard J. Veltman; John D. DelPonti

(57) **CLAIM**

The ornamental design for a spout, as shown and described.

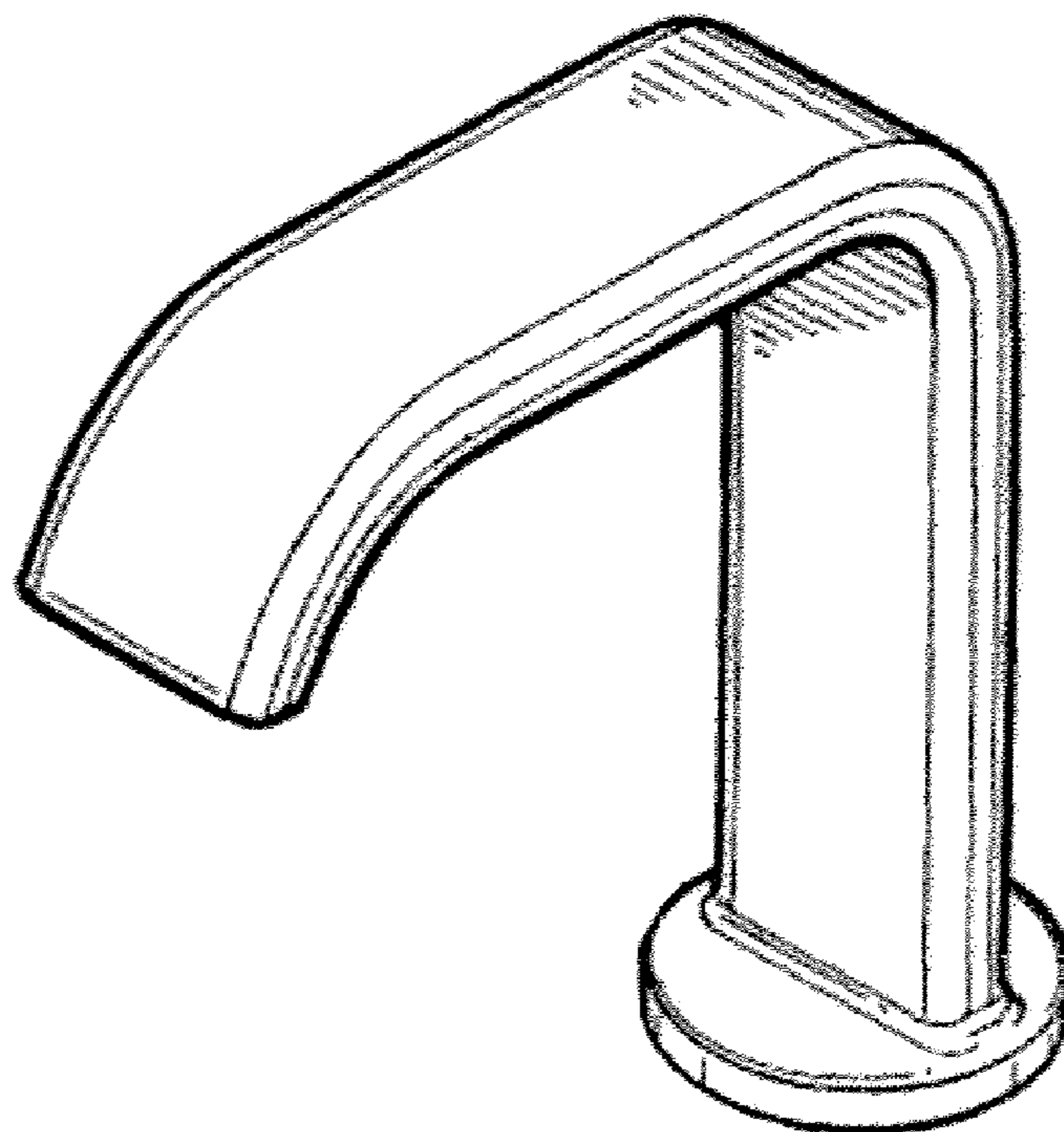
(56) **References Cited**  
U.S. PATENT DOCUMENTS

D290,159 S 6/1987 Jans  
D291,241 S 8/1987 Rademacher  
D299,159 S 12/1988 Arnolds  
D299,851 S 2/1989 Rademacher  
D301,920 S 6/1989 Paul  
D309,003 S 7/1990 Strignano  
D310,865 S 9/1990 Strignano  
D310,866 S 9/1990 Strignano  
D312,496 S 11/1990 Strignano  
D313,065 S 12/1990 Strignano  
D314,230 S 1/1991 Strignano  
D315,398 S 3/1991 Strignano  
D322,472 S 12/1991 Kohler, Jr. et al.  
D342,777 S 12/1993 Paul

**DESCRIPTION**

FIG. 1 is a perspective view of a spout showing a new design;  
FIG. 2 is a front view thereof;  
FIG. 3 is a back view thereof;  
FIG. 4 is a top view thereof;  
FIG. 5 is a bottom view thereof; and,  
FIG. 6 is a right side view thereof, the left side view being a mirror image.  
The broken line showing of the bottom view shown in FIG. 5 is for illustrative purposes only and forms no part of the claimed design.

**1 Claim, 2 Drawing Sheets**



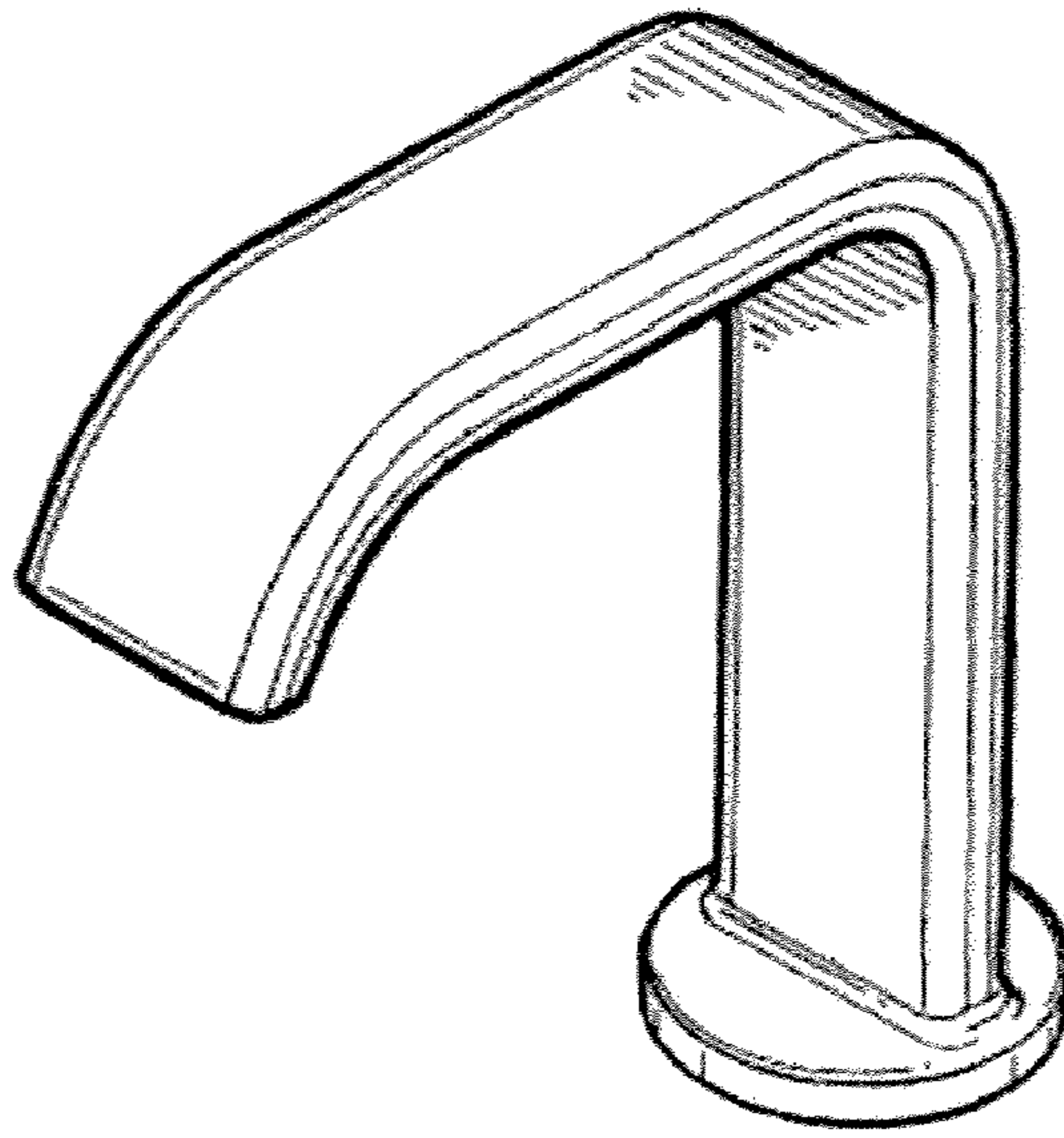


FIG. 1




FIG. 2

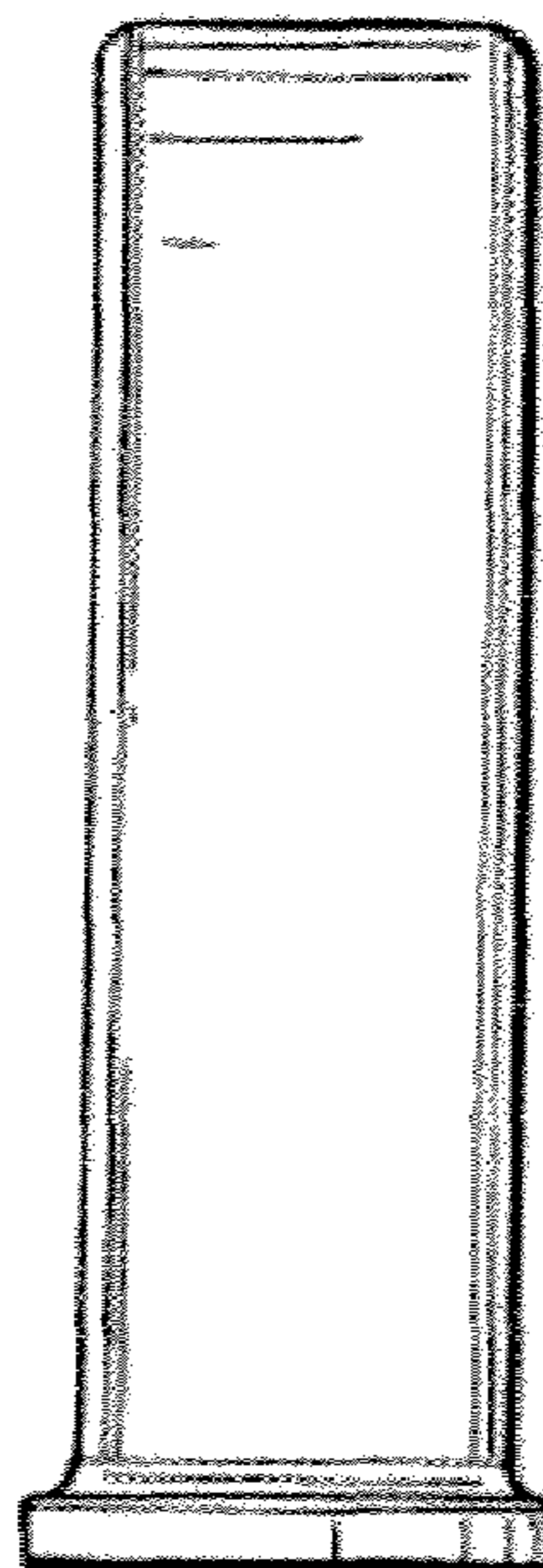


FIG. 3




FIG. 4

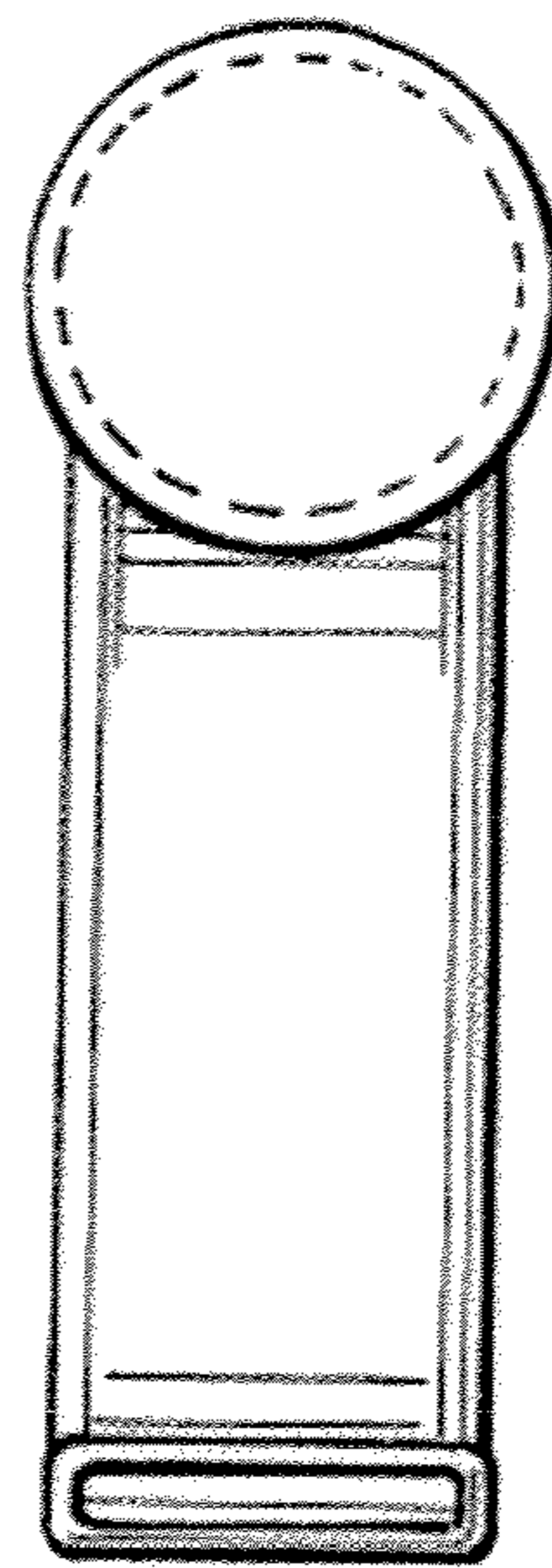


FIG. 5

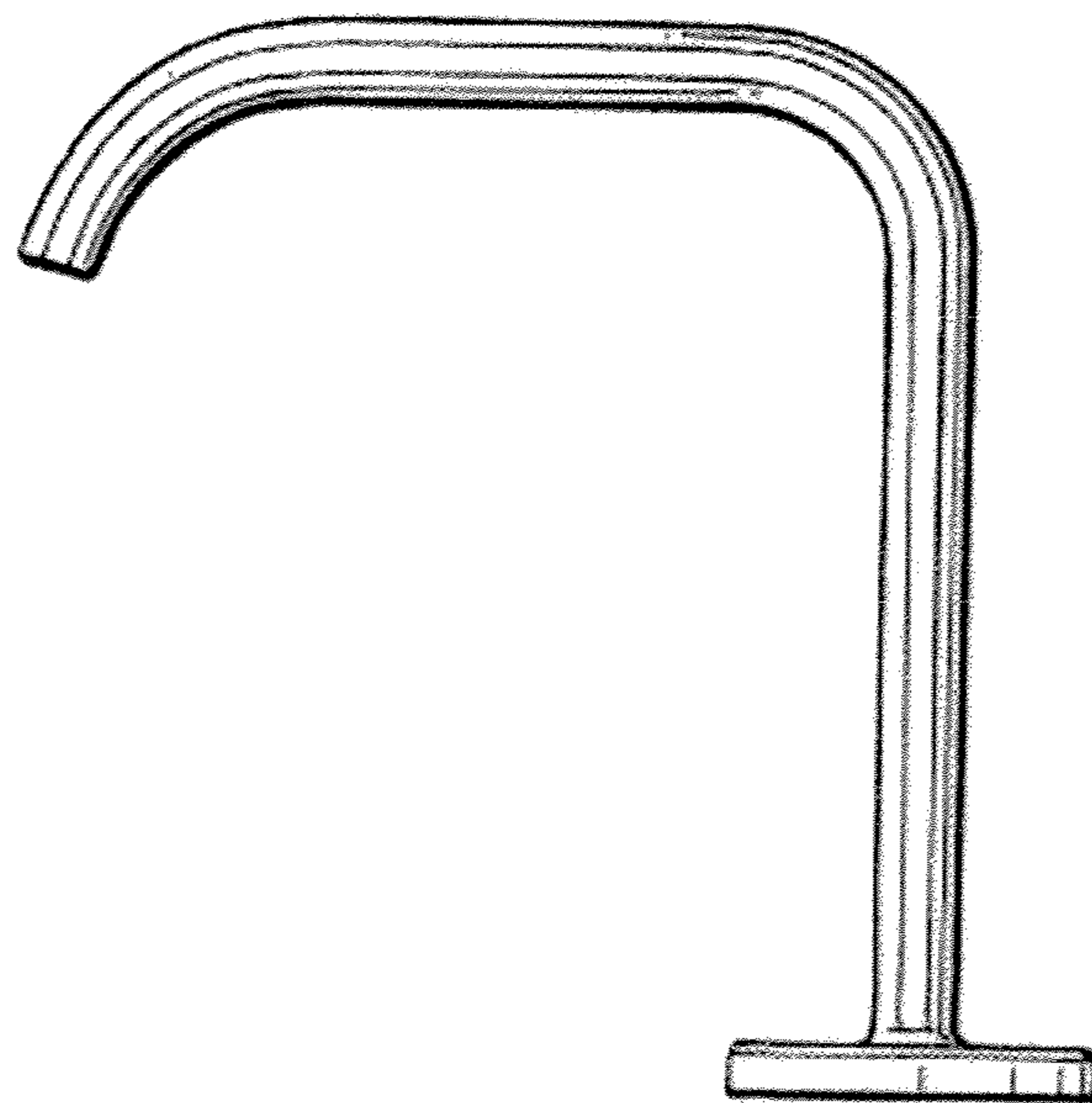


FIG. 6