



US00D582496S

(12) **United States Design Patent**  
**Looyesen**

(10) **Patent No.:** **US D582,496 S**  
(45) **Date of Patent:** **\*\* Dec. 9, 2008**

(54) **GOLF BALL RETRIEVER**

(76) Inventor: **Justin A. Looyesen**, 388 Alder St.,  
Arroyo Grande, CA (US) 93420

(\*\*) Term: **14 Years**

(21) Appl. No.: **29/320,131**

(22) Filed: **Jun. 20, 2008**

(51) **LOC (8) Cl.** ..... **21-02**

(52) **U.S. Cl.** ..... **D21/721**

(58) **Field of Classification Search** ..... D21/715,  
D21/721, 753, 759, 789, 793, 796; D3/221,  
D3/257; D8/14, 17, 18, 33, 40, 43, 88, 367,  
D8/370; D6/534, 541, 546, 551, 552, 554,  
D6/566; 473/132, 286, 503, 517, 569; 294/19.2,  
294/55

See application file for complete search history.

(56) **References Cited**

**U.S. PATENT DOCUMENTS**

1,674,294 A	6/1928	O'Rourke	
2,116,651 A *	5/1938	Ackerson	294/19.1
2,482,294 A *	9/1949	Sandor	294/19.2
3,239,264 A	3/1966	Dupont	
3,462,184 A *	8/1969	Russell	294/19.2
3,520,569 A	7/1970	Anderson	
3,743,338 A	7/1973	Seeger	
D233,614 S *	11/1974	Kinard	D3/221
3,922,027 A *	11/1975	Nesselt	294/19.2
D238,628 S *	2/1976	Davis	D3/221
D241,117 S *	8/1976	Holtz	D8/367
4,310,189 A	1/1982	Nihra	

4,687,204 A	8/1987	Lempio	
4,787,632 A	11/1988	Nigrelli et al.	
5,520,389 A *	5/1996	Furrow	473/286
D370,340 S *	6/1996	Berger	D3/221
D380,026 S	6/1997	Frankel	
6,692,374 B1	2/2004	Colbo	
6,749,522 B1	6/2004	Aikman	
6,991,557 B2	1/2006	Lisby, Jr.	
D524,886 S *	7/2006	Baril	D21/721

\* cited by examiner

*Primary Examiner*—Catherine Tuttle

(74) *Attorney, Agent, or Firm*—Dale J. Ream

(57) **CLAIM**

The ornamental design for a golf ball retriever, as shown and described.

**DESCRIPTION**

FIG. 1 is a perspective view of a golf ball retriever showing my new design in association with its environment;

FIG. 2 is a front view thereof;

FIG. 3 is a left side view thereof;

FIG. 4 is a right side view thereof;

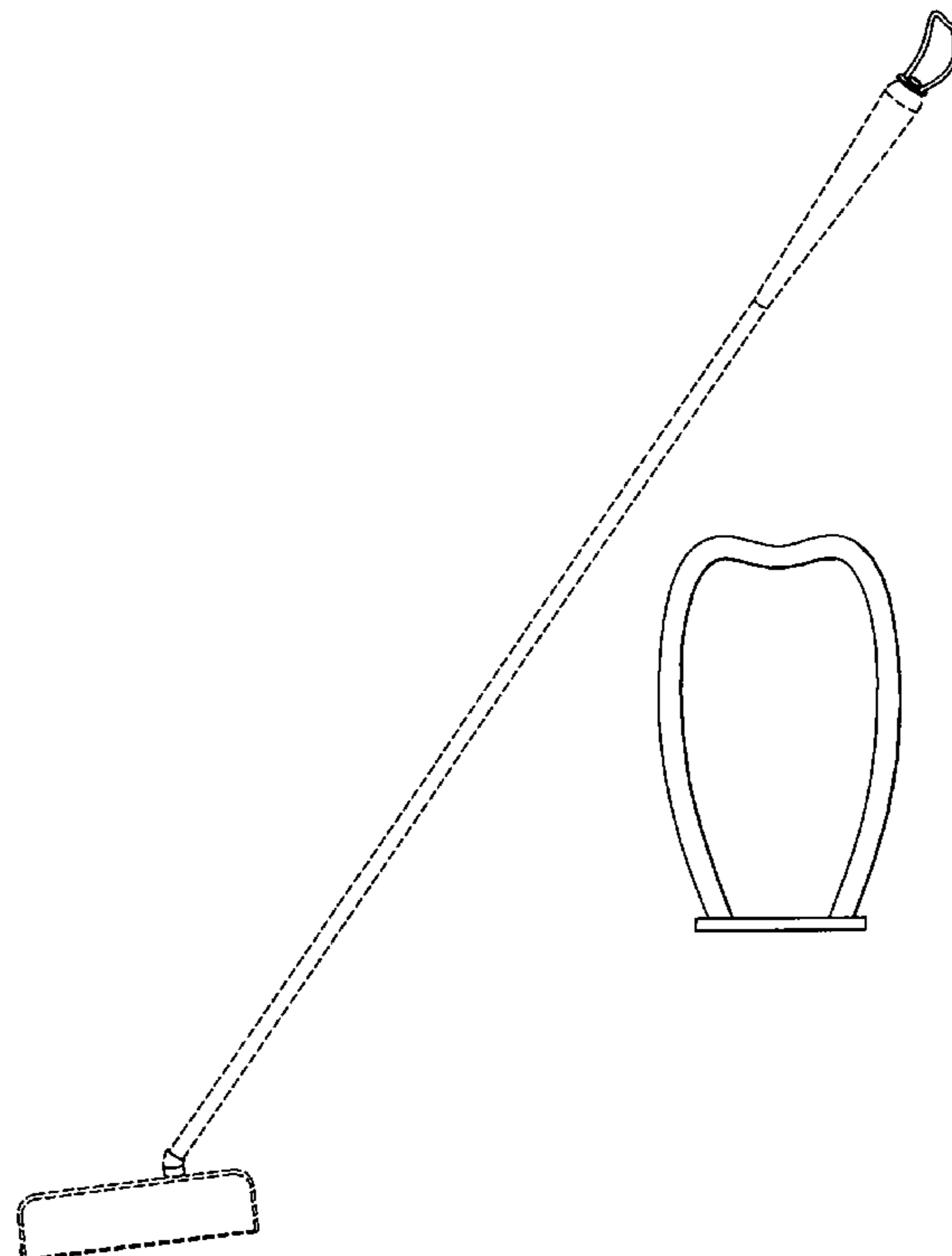
FIG. 5 is a top view thereof;

FIG. 6 is a bottom view thereof; and,

FIG. 7 is a perspective view thereof.

The broken lines shown in FIG. 1 are included for the purpose of illustrating the environment of the golf ball retriever and form no part of the claimed design.

**1 Claim, 2 Drawing Sheets**






FIG. 1

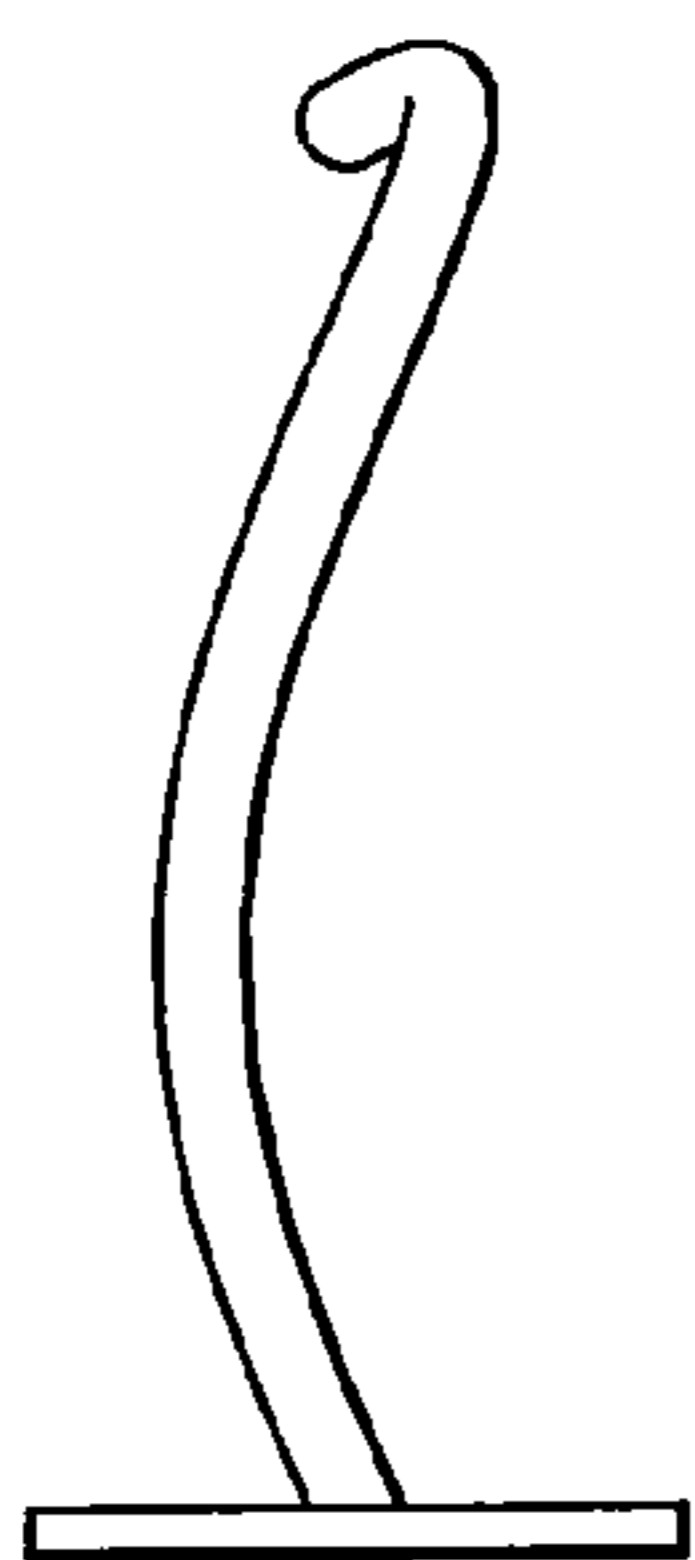


FIG. 3




FIG. 5

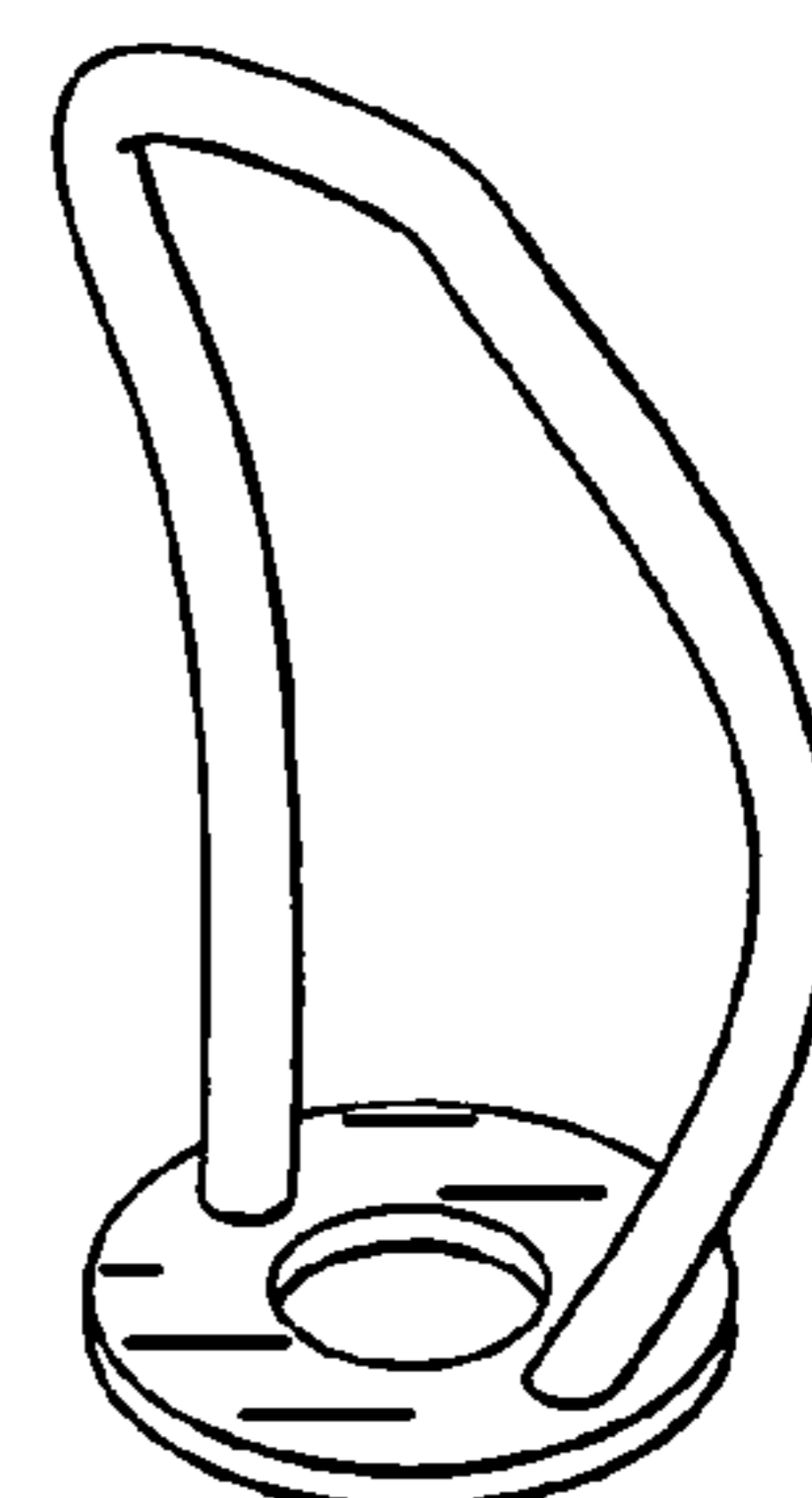


FIG. 7

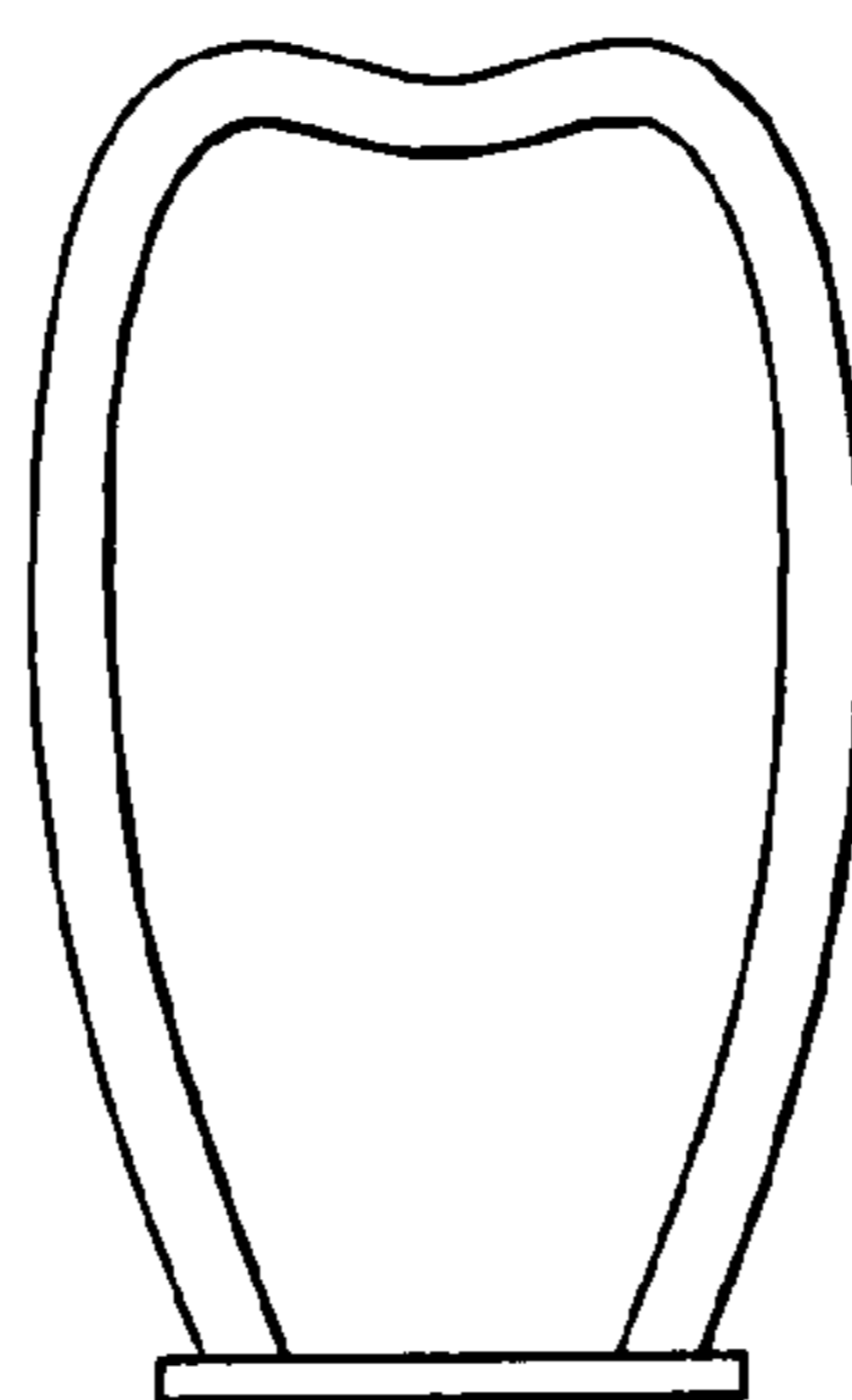


FIG. 2



FIG. 4

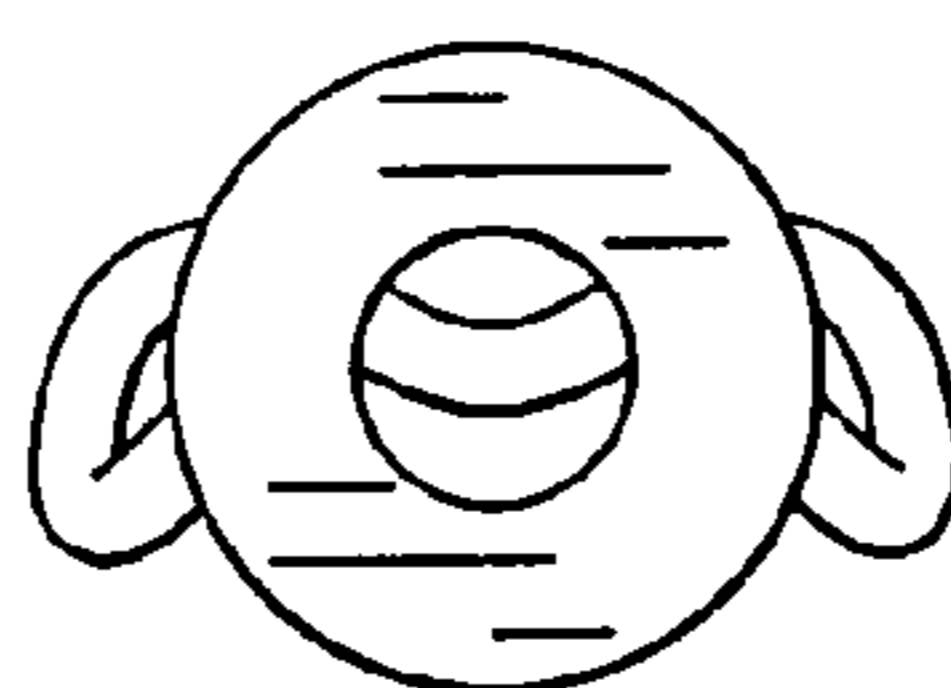


FIG. 6