



US00D582484S

(12) **United States Design Patent**
Oas

(10) **Patent No.:** **US D582,484 S**

(45) **Date of Patent:** **** Dec. 9, 2008**

(54) **LIGHT UP LUGGAGE TAG**

(75) Inventor: **Daniel Oas**, Irwindale, CA (US)

(73) Assignee: **Calibre International, LLC**, Irwindale, CA (US)

(**) Term: **14 Years**

(21) Appl. No.: **29/272,903**

(22) Filed: **Feb. 20, 2007**

(51) **LOC (8) Cl.** **19-08**

(52) **U.S. Cl.** **D20/22**

(58) **Field of Classification Search** D20/10,
D20/22, 23, 27, 28, 42, 43, 99; 40/6, 27,
40/299.01, 640, 642.02, 649, 651, 653, 661,
40/662, 662.02, 665; D3/207, 208, 212;
D13/168; D19/9, 10; 283/56, 74, 80, 81;
119/665

See application file for complete search history.

(56) **References Cited**

U.S. PATENT DOCUMENTS

- D221,118 S * 7/1971 Chambers D20/22
- D262,895 S * 2/1982 Szabo D20/27
- D351,828 S * 10/1994 Pucci et al. D13/168
- D387,812 S * 12/1997 Liu D20/27
- D446,820 S * 8/2001 Chan D20/28

- D479,395 S * 9/2003 Westrich et al. D3/212
- D510,384 S * 10/2005 Allen et al. D19/10

* cited by examiner

Primary Examiner—Caron D. Veynar

Assistant Examiner—Mary Ann Calabrese

(74) *Attorney, Agent, or Firm*—Thomas I. Rozsa

(57) **CLAIM**

The ornamental design for a light up luggage tag, as shown and described.

DESCRIPTION

FIG. 1 is a perspective view of a light up luggage tag, showing my design.

FIG. 2 is a top plan view;

FIG. 3 is a bottom plan view;

FIG. 4 is a side elevational view when viewed from the right side;


FIG. 5 is a side elevational view when viewed from the left side;

FIG. 6 is a front end view; and,

FIG. 7 is a rear end view.

In the drawings, the broken lines represent features of the design forming no part of the claimed.

1 Claim, 5 Drawing Sheets



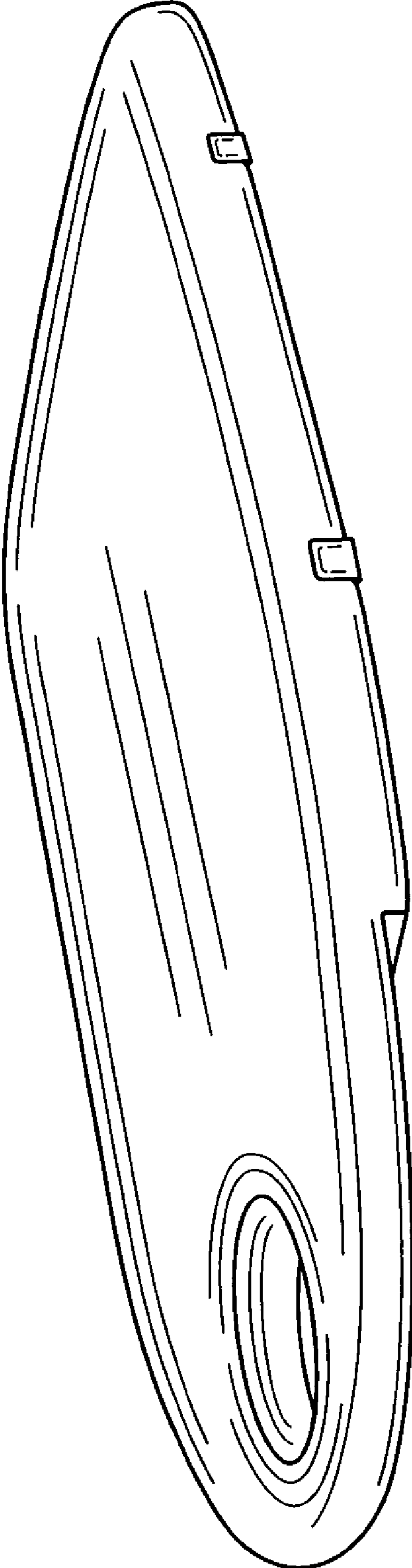


FIG. 1

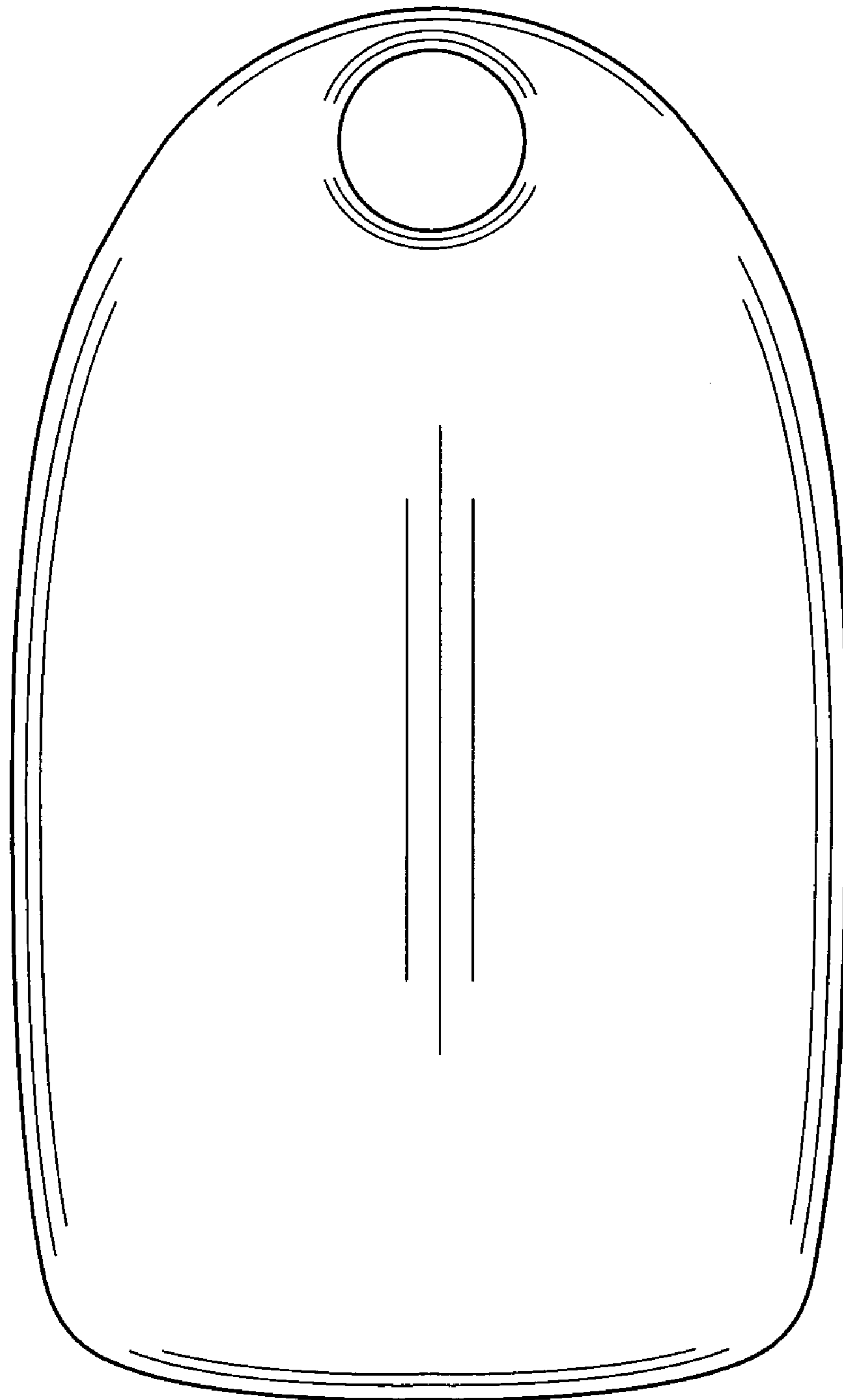


FIG. 2

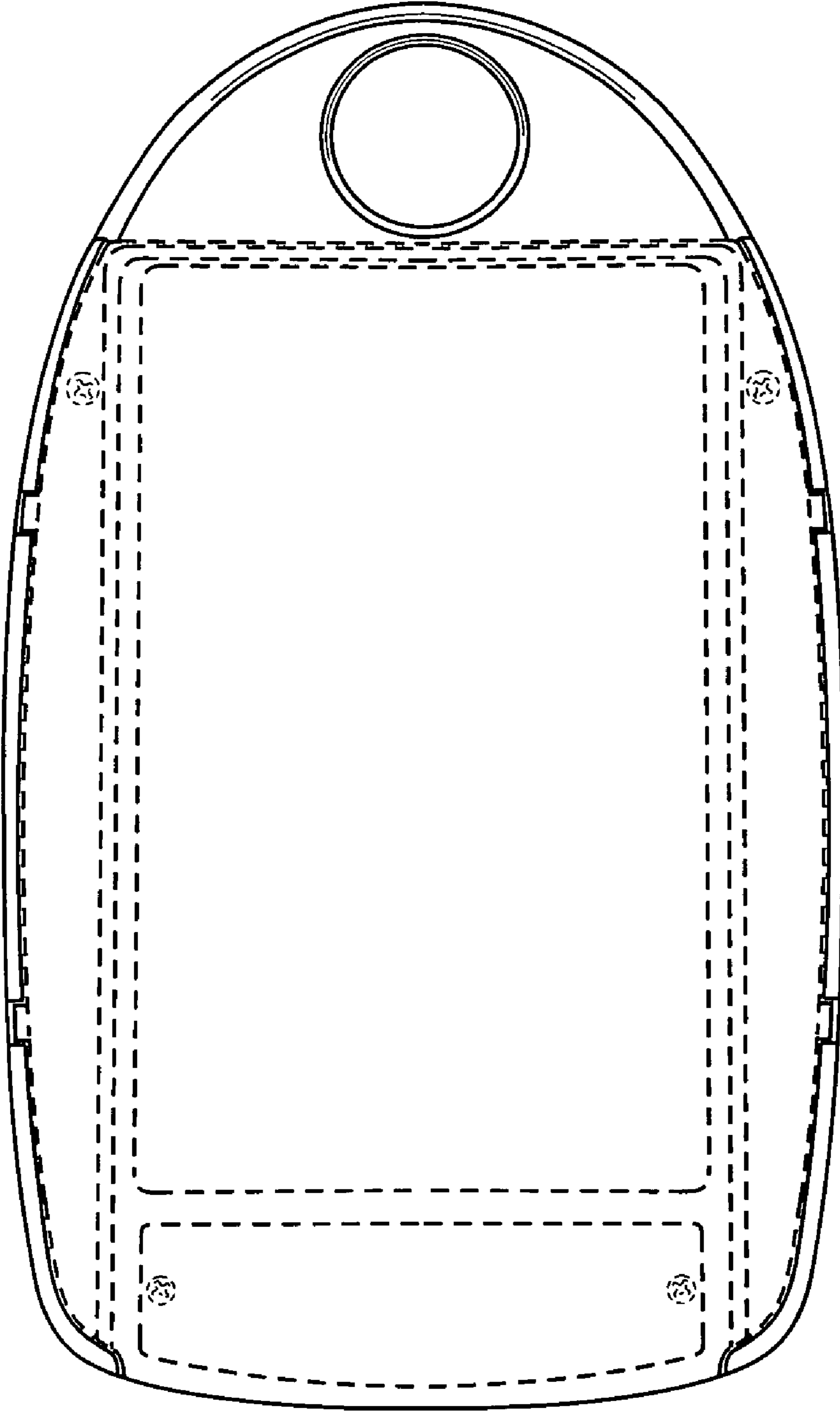


FIG. 3

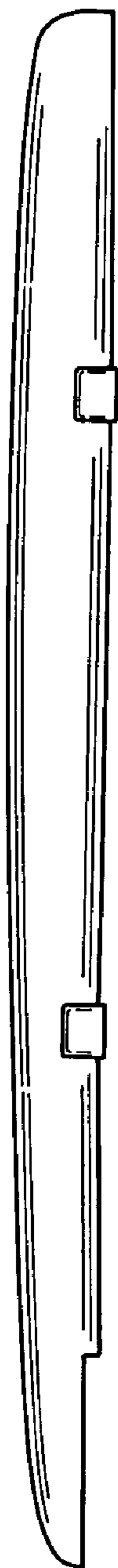


FIG. 4

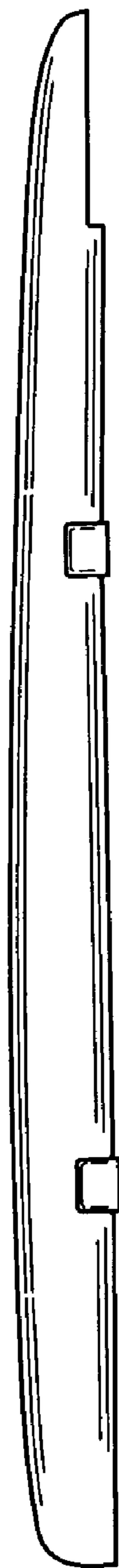


FIG. 5




FIG. 6




FIG. 7