



US00D582448S

(12) **United States Design Patent**
Boulakhov et al.

(10) **Patent No.:** **US D582,448 S**
(45) **Date of Patent:** **** Dec. 9, 2008**

(54) **END MILL FACE**

(75) Inventors: **Sergei V. Boulakhov**, Nahariya (IL);
Vladimir D. Volokh, Maalot (IL); **Shay**
Zeidner, Kibutz Cabri (IL); **Leonid B.**
Sharivker, Nahariya (IL)

(73) Assignee: **Kennametal Inc.**, Latrobe, PA (US)

(**) Term: **14 Years**

(21) Appl. No.: **29/302,720**

(22) Filed: **Jan. 23, 2008**

Related U.S. Application Data

(62) Division of application No. 29/289,305, filed on Jul. 16, 2007, now Pat. No. Des. 568,915.

(51) **LOC (8) Cl.** **15-09**

(52) **U.S. Cl.** **D15/139**

(58) **Field of Classification Search** D8/70;
D15/131, 132, 138, 139, 140; 407/40, 42,
407/54, 187, 199, 223, 224, 227, 229, 233,
407/239 A, 239 R, 700, 713; 408/204, 205,
408/206, 226, 239 A, 239 R, 240
See application file for complete search history.

(56) **References Cited**

U.S. PATENT DOCUMENTS

2,129,417 A * 9/1938 Gase 407/54

3,548,476 A *	12/1970	Cave et al.	407/54
4,411,563 A *	10/1983	Moon	407/54
4,934,881 A *	6/1990	Tsujimura et al.	407/42
5,944,460 A *	8/1999	Gill	408/204
D430,584 S	9/2000	Kouvelis	
D549,249 S *	8/2007	Omi	D15/139
2001/0031182 A1 *	10/2001	Widin	408/713
2005/0084352 A1 *	4/2005	Borschert et al.	408/226
2007/0286691 A1 *	12/2007	Glimpel et al.	407/54
2008/0014421 A1 *	1/2008	Inspektor et al.	428/216

* cited by examiner

Primary Examiner—Sandra Snapp

Assistant Examiner—Patricia Palasik

(74) *Attorney, Agent, or Firm*—Larry R. Meenan

(57) **CLAIM**

The ornamental design for an end mill face, as shown and described.

DESCRIPTION

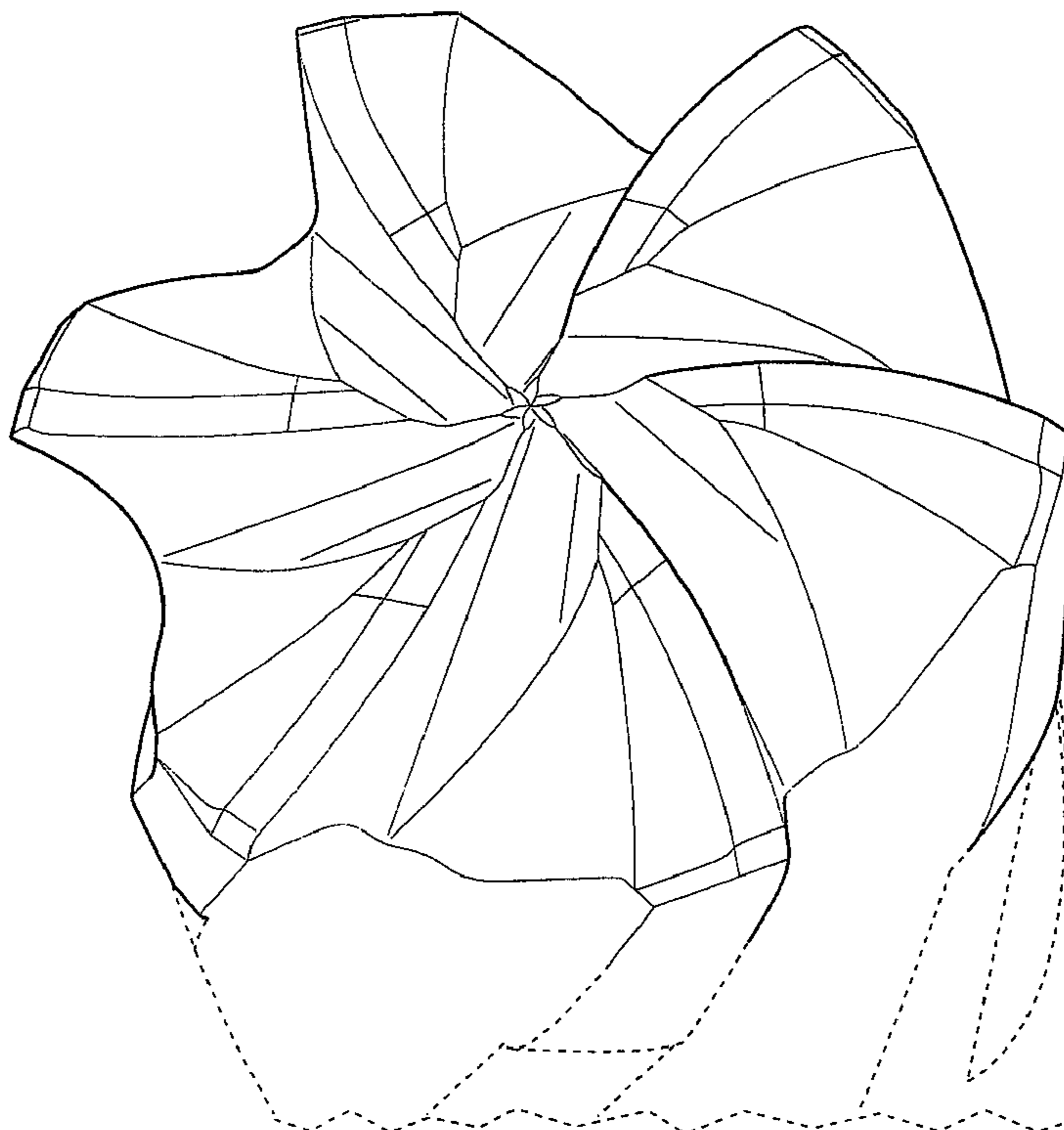
FIG. 1 is a front perspective view of an end mill face.

FIG. 2 is a top view of the end mill face of FIG. 1; and,

FIG. 3 is a side view of the end mill face of FIG. 1.

The broken line showing of the end mill face is included for the purpose of illustrating portions of the end mill and forms no part of the claimed design.

1 Claim, 2 Drawing Sheets



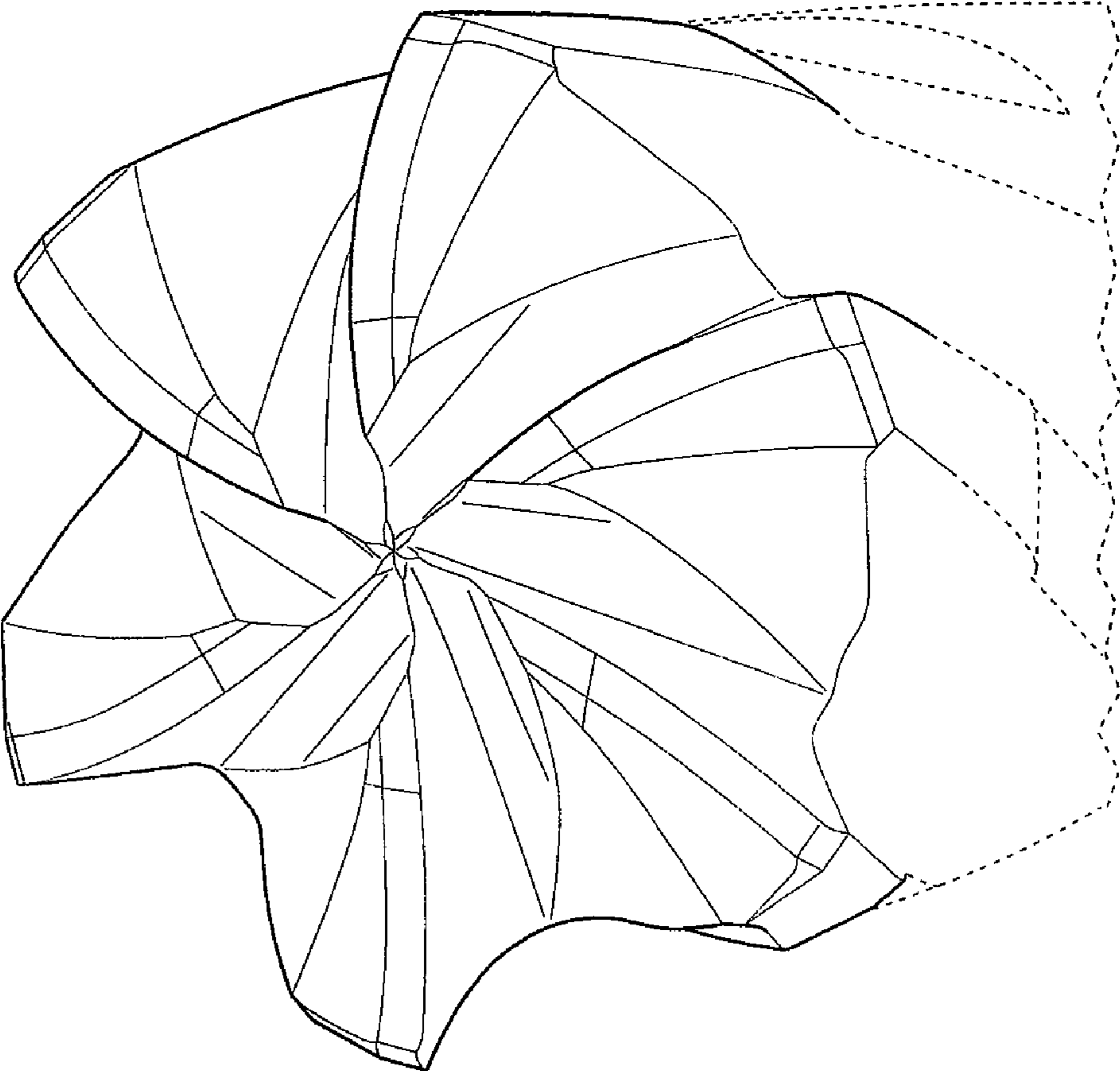


FIG. 1

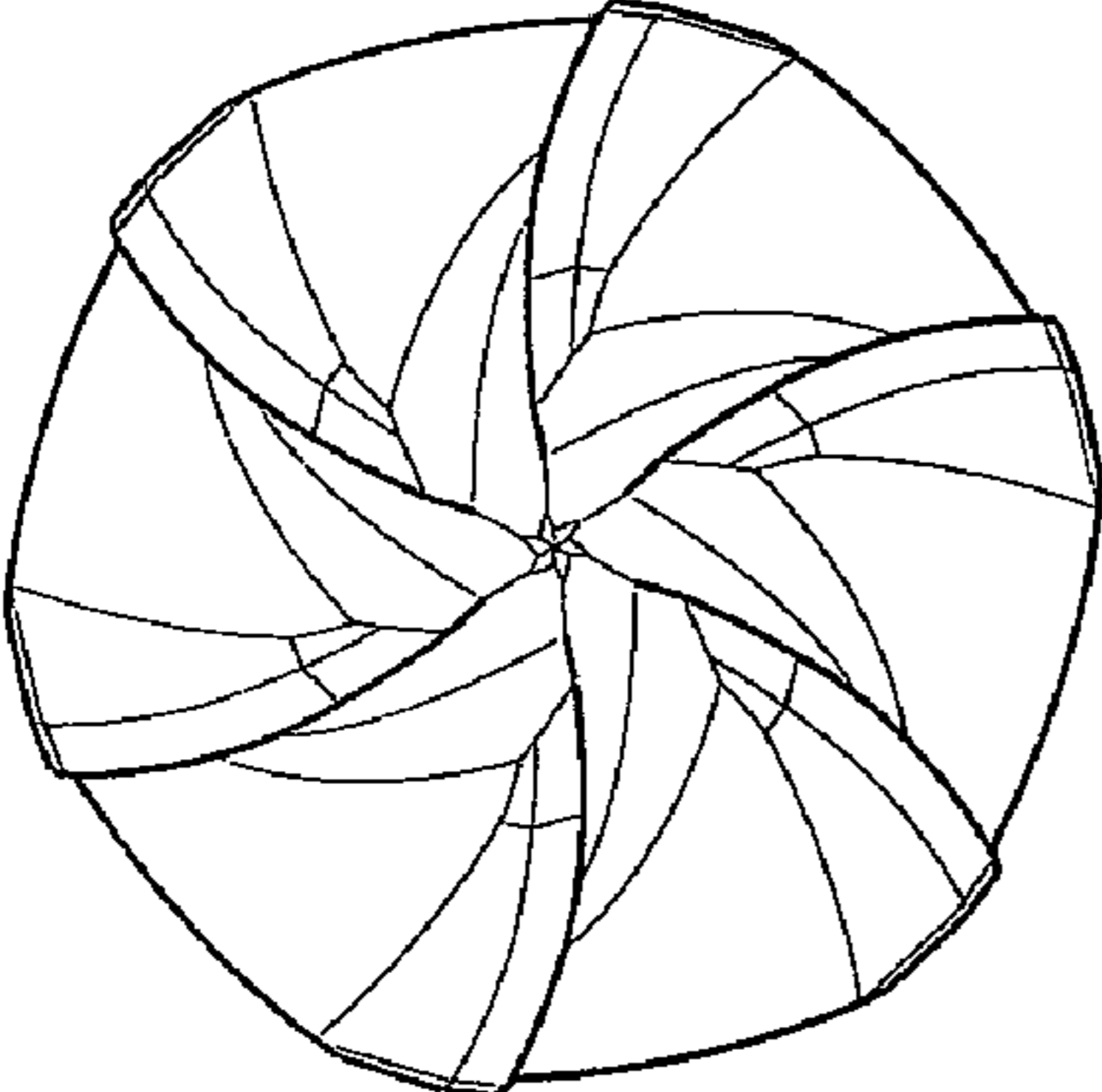


FIG. 2

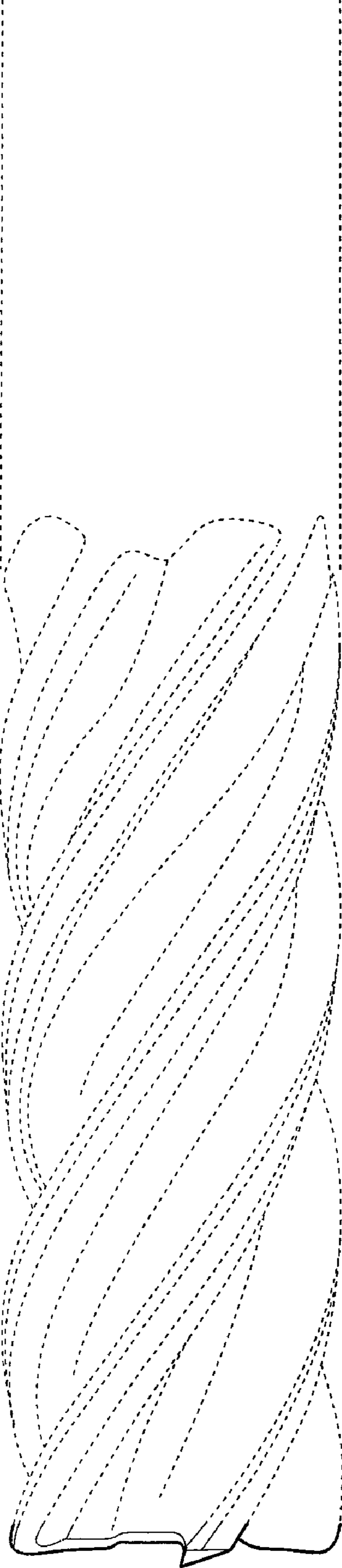


FIG. 3