



US00D582429S

(12) **United States Design Patent**  
**Kusano et al.**

(10) **Patent No.:** **US D582,429 S**  
(45) **Date of Patent:** **\*\* Dec. 9, 2008**

(54) **DIGITAL MEDIA DEVICE**

D520,519 S \* 5/2006 Chin et al. .... D14/496  
D522,531 S \* 6/2006 Solomon et al. .... D14/496

(75) Inventors: **Mieko Kusano**, Santa Barbara, CA  
(US); **Wai-Loong Lim**, San Francisco,  
CA (US)

**OTHER PUBLICATIONS**

U.S. Appl. No. 29/259,064, filed May 01, 2006, Wai-Loong Lim et al.  
U.S. Appl. No. 29/199,212, filed Feb. 11, 2004, Wai-Loong Lim et al.  
“Sonos ZonePlayer 100,” [http://www.sonos.com/documents/en/Sonos\\_ZP100\\_Datasheet\\_US.pdf](http://www.sonos.com/documents/en/Sonos_ZP100_Datasheet_US.pdf). 2 pages 2004-2007.  
“Sonos ZonePlayer 100 Image 3,” [http://www.sonos.com/graphics/products/zp/zp100/zp100\\_lg\\_3.jpg](http://www.sonos.com/graphics/products/zp/zp100/zp100_lg_3.jpg). 1 page 2004-2007.  
“Sonos ZonePlayer 100 Image 4,” [http://www.sonos.com/graphics/products/zp/zp100/zp100\\_lg\\_3.jpg](http://www.sonos.com/graphics/products/zp/zp100/zp100_lg_3.jpg). 1 page 2004-2007.

(73) Assignee: **Sonos, Inc.**, Santa Barbara, CA (US)

(\*\*) Term: **14 Years**

\* cited by examiner

(21) Appl. No.: **29/269,715**

(22) Filed: **Dec. 6, 2006**

(51) **LOC (8) Cl.** ..... **14-03**

*Primary Examiner*—Prabhakar Deshmukh

(52) **U.S. Cl.** ..... **D14/496**

(74) *Attorney, Agent, or Firm*—Carr & Ferrell LLP

(58) **Field of Classification Search** ..... D14/496,  
D14/401, 435, 474, 483, 217, 137, 138, 160,  
D14/168; 345/156, 169, 173–179, 905; 715/727–729,  
715/864; 455/11.1, 7, 73, 344–347, 93, 95;  
370/342–344; 369/1, 2, 6, 12; 463/43–47;  
273/148 B

(57) **CLAIM**

See application file for complete search history.

We claim the ornamental design for a digital media device, as shown and described.

**DESCRIPTION**

(56) **References Cited**

FIG. 1 is a front elevational view of a digital media device showing our new design;

**U.S. PATENT DOCUMENTS**

FIG. 2 is a top plan view thereof;

5,837,952 A \* 11/1998 Oshiro et al. .... 200/86 R  
6,254,477 B1 \* 7/2001 Sasaki et al. .... 463/1  
D466,884 S \* 12/2002 Clayton ..... D14/168  
6,540,611 B1 \* 4/2003 Nagata ..... 463/31  
6,565,444 B2 \* 5/2003 Nagata et al. .... 463/46  
6,882,492 B1 \* 4/2005 Lee ..... 360/69  
6,933,928 B1 \* 8/2005 Lilienthal ..... 345/173  
6,955,606 B2 \* 10/2005 Taho et al. .... 463/43  
D513,266 S \* 12/2005 Shimizu ..... D14/496  
D514,123 S \* 1/2006 Naruki et al. .... D14/496


FIG. 3 is a right side elevational view thereof, the left side elevational view being a mirror image thereof;


FIG. 4 is rear elevational view thereof; and,

FIG. 5 is a bottom plan view thereof.

The broken lines are for illustrative purpose only and form no part of the claimed design.

**1 Claim, 5 Drawing Sheets**





**FIG. 1**

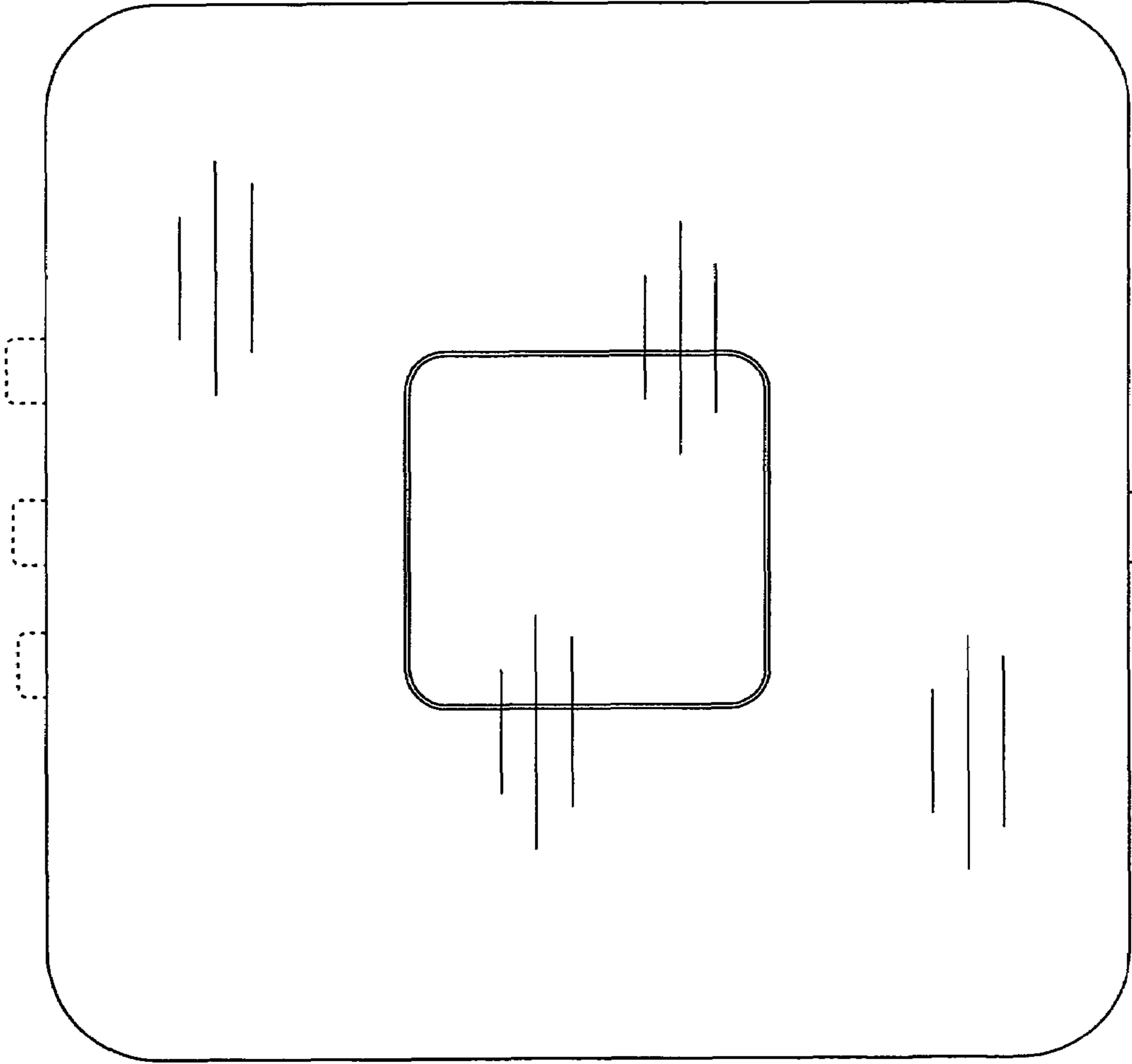


FIG. 2




FIG. 3

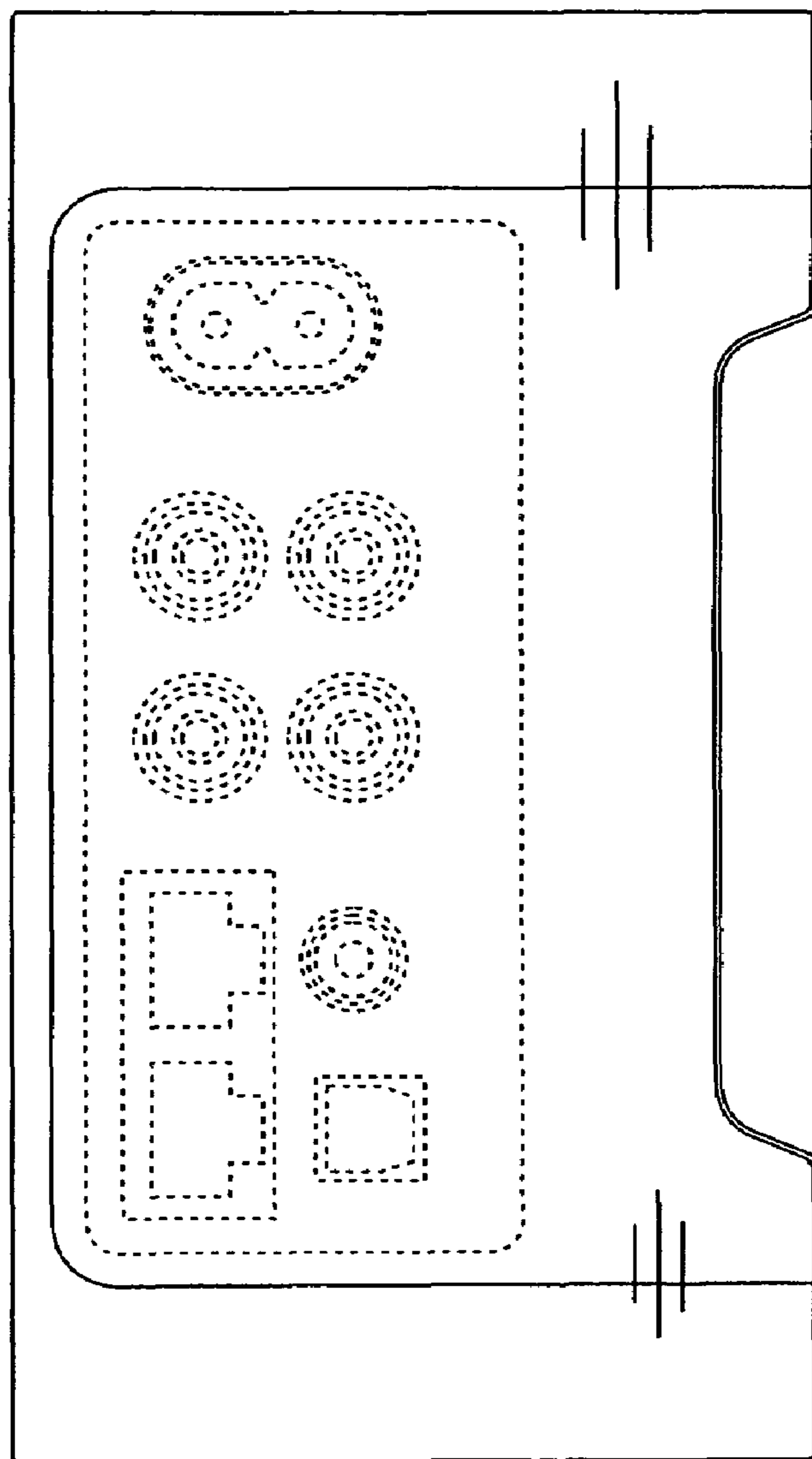


FIG. 4

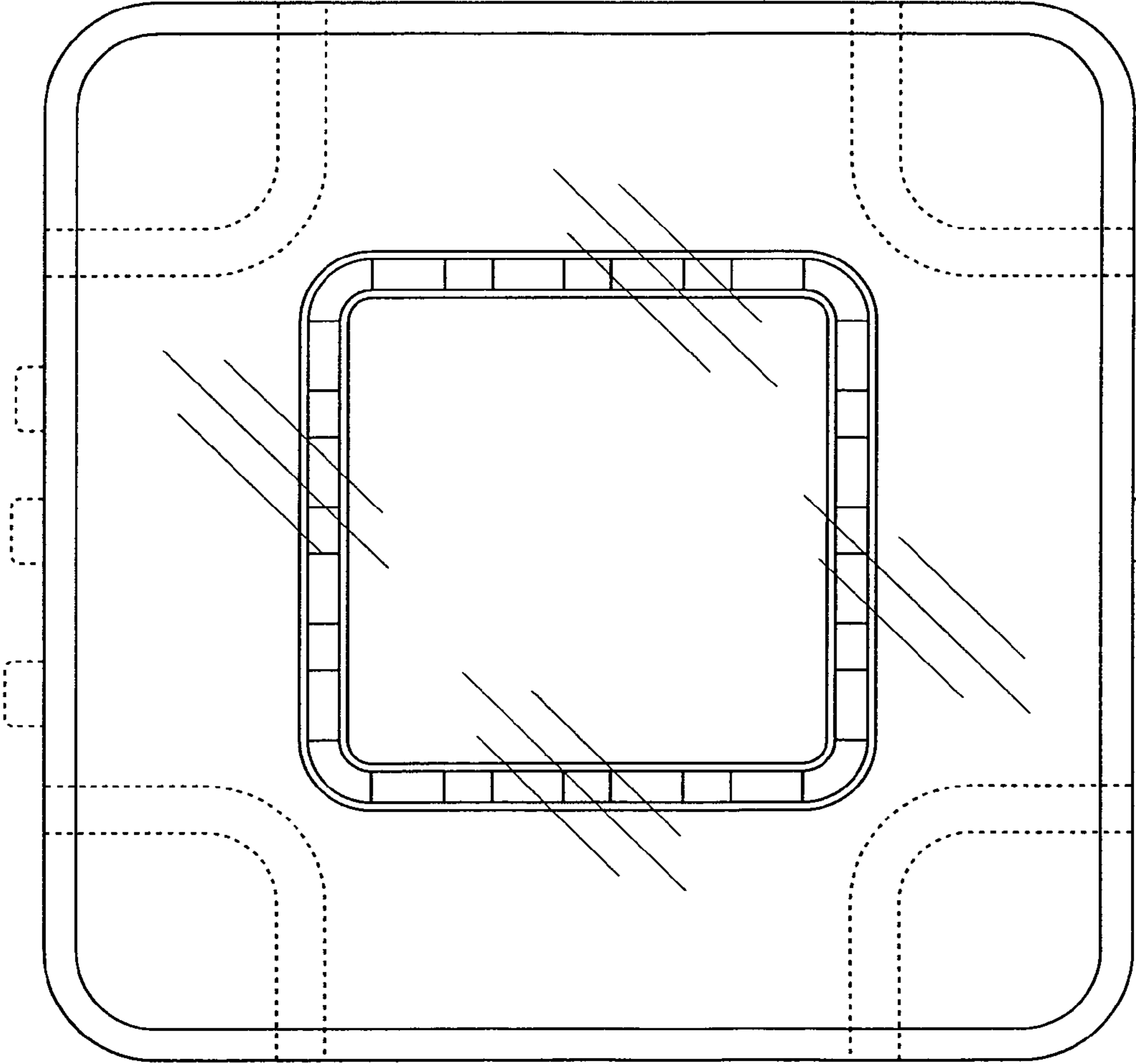


FIG. 5