



US00D582421S

(12) **United States Design Patent**
Okamoto et al.

(10) **Patent No.:** **US D582,421 S**
(45) **Date of Patent:** **** Dec. 9, 2008**

(54) **RADIO FREQUENCY IDENTIFICATION TAG READER**

(75) Inventors: **Tomoyuki Okamoto**, Kasugai (JP); **Takuya Nagai**, Nagoya (JP); **Kazuo Ito**, Aichi-gun (JP); **Hiroaki Fujino**, Nagoya (JP); **Daisuke Nakayama**, Nagoya (JP)

(73) Assignee: **Brother Industries, Ltd.**, Nagoya (JP)

(**) Term: **14 Years**

(21) Appl. No.: **29/300,140**

(22) Filed: **Feb. 26, 2008**

(30) **Foreign Application Priority Data**

Aug. 31, 2007 (JP) D2007-023672

(51) **LOC (8) Cl.** **14-02**

(52) **U.S. Cl.** **D14/453**

(58) **Field of Classification Search** D14/420, D14/426-430, 453, 346, 341, 347, 412; D13/107, D13/194; 358/473; 235/462.43, 462.45, 235/462.47, 462.48, 462.44, 462.46, 487, 235/472.01, 472.02; 16/110.1, 430, 431; 439/133, 135; 709/219, 201; 710/73; 320/114, 320/115, 123; 361/679; 382/313, 321; 455/575.1, 455/561, 572

See application file for complete search history.

(56) **References Cited**

U.S. PATENT DOCUMENTS

- 4,210,802 A * 7/1980 Sakai 235/483
- D283,711 S * 5/1986 Deura et al. D14/347
- D292,401 S * 10/1987 Lee et al. D14/188
- D297,429 S * 8/1988 Pedinielli et al. D14/347
- D299,235 S * 1/1989 Feger et al. D14/347
- 4,845,650 A * 7/1989 Meade et al. 361/680
- D304,827 S * 11/1989 Kubota D14/426
- D306,855 S * 3/1990 Kubota et al. D14/426
- D307,749 S * 5/1990 Kubota et al. D14/426
- D307,894 S * 5/1990 Siemiatkowski D14/426
- D308,359 S * 6/1990 Lauchnor et al. D13/68
- D312,622 S * 12/1990 Alden et al. D14/347

- D313,563 S * 1/1991 Mieczkowski et al. D10/78
- 5,202,817 A * 4/1993 Koenck et al. 361/680
- 5,218,462 A * 6/1993 Kitamura et al. 358/473
- D340,450 S * 10/1993 Tso D14/426
- D342,064 S * 12/1993 Harden D14/426
- D342,490 S * 12/1993 Tzu-Chin D14/426
- D342,492 S * 12/1993 Wang D14/420
- D342,723 S * 12/1993 Fenkart D14/347
- D357,917 S * 5/1995 Ito et al. D14/218
- 5,442,512 A * 8/1995 Bradbury 361/683
- D368,255 S * 3/1996 Sasaki et al. D14/420
- 5,739,520 A * 4/1998 Atsumi et al. 235/462.45
- D413,308 S * 8/1999 Nelson et al. D14/341
- D419,546 S * 1/2000 Krantz et al. D14/426
- D430,157 S * 8/2000 Price D14/341
- 6,456,938 B1 * 9/2002 Barnard 701/213
- D477,598 S * 7/2003 Mathiowetz et al. D14/347
- D490,731 S * 6/2004 Bradford D10/78
- 2001/0013551 A1 * 8/2001 Ramachandran 235/472.02
- 2005/0030039 A1 * 2/2005 Roberts et al. 324/380

* cited by examiner

Primary Examiner—Pamela J Burgess

Assistant Examiner—Susan Moon Lee

(74) *Attorney, Agent, or Firm*—Oliff & Berridge, PLC

(57) **CLAIM**

The ornamental design for a radio frequency identification tag reader, as shown and described.

DESCRIPTION

FIG. 1 is a perspective view of a radio frequency identification tag reader;

FIG. 2 is a top view thereof;


FIG. 3 is a front view thereof; and,

FIG. 4 is a cross-sectional view taken along the line 4—4 of FIG. 2.

The broken lines depict environmental subject matter only and form no part of the claimed design.

The dot-chain lines illustrate a border of the claimed subject matter and form no part of the claimed design.

1 Claim, 3 Drawing Sheets



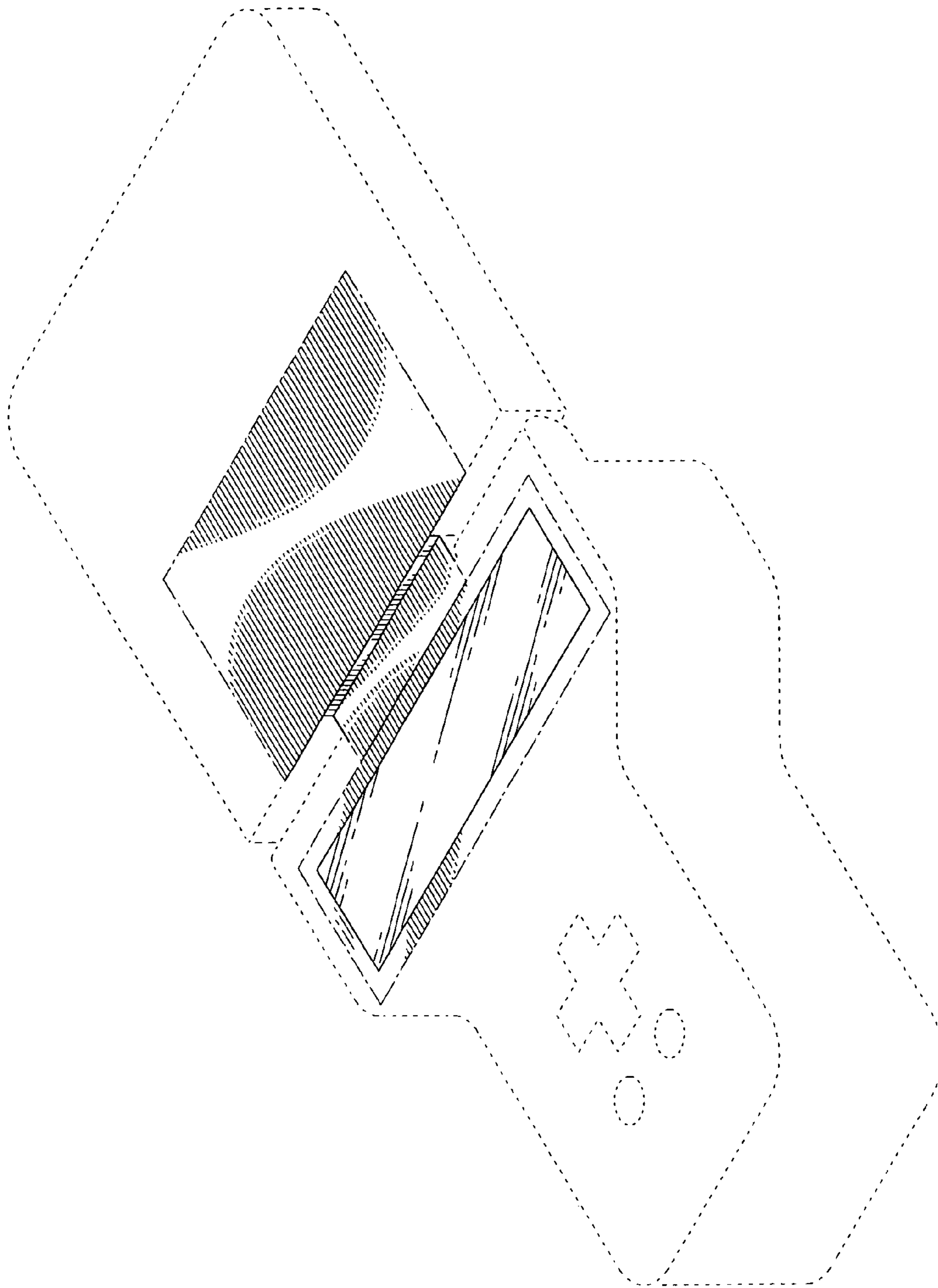


FIG. 1

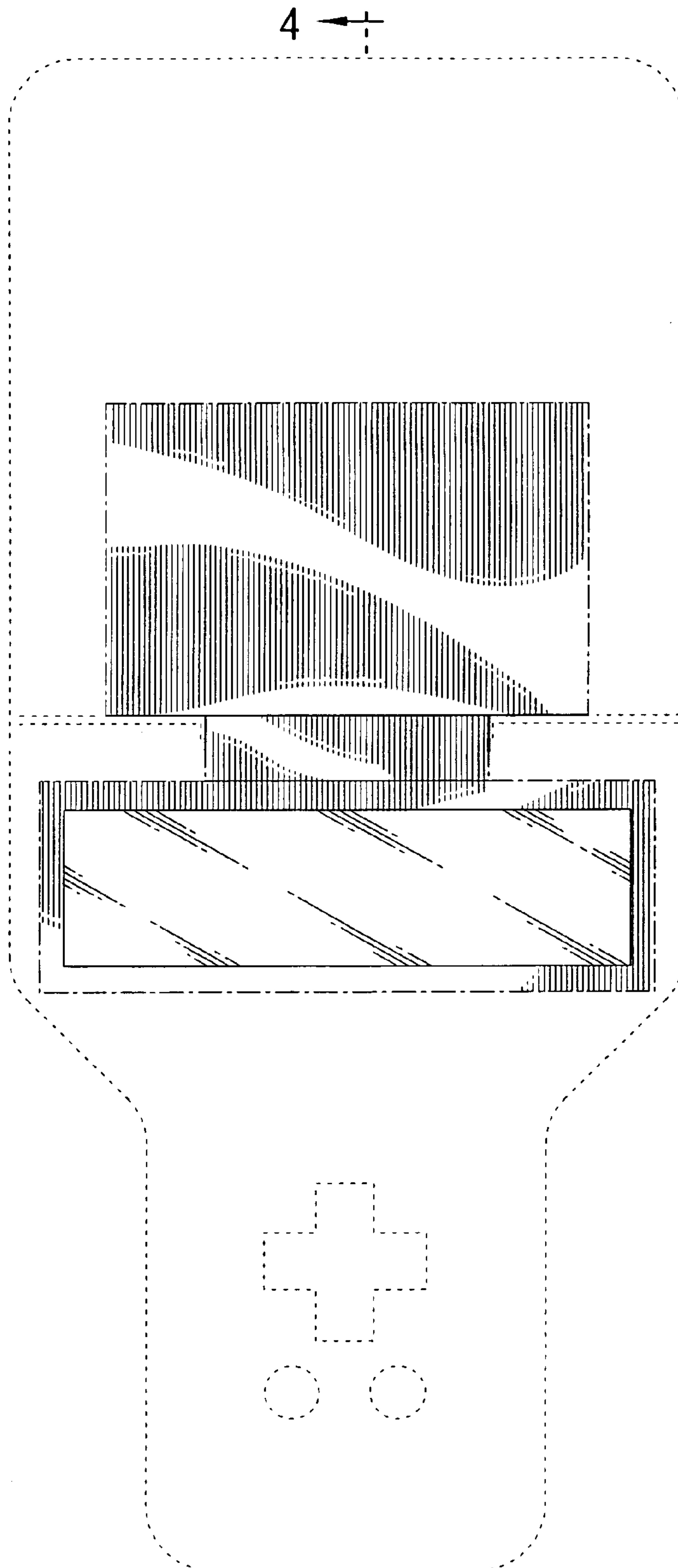


FIG. 2

4 ←




FIG. 3

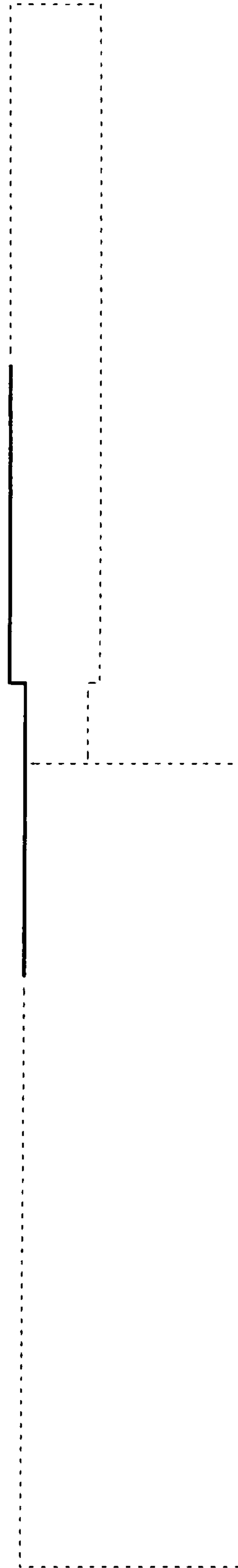


FIG. 4