



US00D582405S

(12) **United States Design Patent**
Andre et al.

(10) **Patent No.:** **US D582,405 S**
(45) **Date of Patent:** **** Dec. 9, 2008**

(54) **CASE**

(75) Inventors: **Bartley K. Andre**, Menlo Park, CA (US); **Peter J. Russell-Clarke**, San Francisco, CA (US); **Daniel J. Coster**, San Francisco, CA (US); **Daniele De Iuliis**, San Francisco, CA (US); **Richard P. Howarth**, San Francisco, CA (US); **Jonathan P. Ive**, San Francisco, CA (US); **Duncan Robert Kerr**, San Francisco, CA (US); **Shin Nishibori**, San Francisco, CA (US); **Matthew Dean Rohrbach**, San Francisco, CA (US); **Douglas B. Satzger**, Menlo Park, CA (US); **Calvin Q. Seid**, deceased, late of Palo Alto CA (US); by **Vincent Keane Seid**, legal representative, Los Gatos, CA (US); **Christopher J. Stringer**, Portola Valley, CA (US); **Eugene Antony Whang**, San Francisco, CA (US); **Rico Zorkendorfer**, San Francisco, CA (US)

(73) Assignee: **Apple Inc.**, Cupertino, CA (US)

(**) Term: **14 Years**

(21) Appl. No.: **29/322,278**

(22) Filed: **Jul. 31, 2008**

Related U.S. Application Data

(62) Division of application No. 29/281,493, filed on Jun. 25, 2007, now Pat. No. Des. 574,819.

(51) **LOC (8) Cl.** **14-03**

(52) **U.S. Cl.** **D14/250**

(58) **Field of Classification Search** D3/200, D3/207, 221, 218-219, 232-233, 224-226; D6/623-633, 407; D14/250-251; D19/27; 224/240, 250, 666, 674; 379/453-455; 281/22, 281/29, 51

See application file for complete search history.

(56) **References Cited**

U.S. PATENT DOCUMENTS

3,315,718 A * 4/1967 Berman 220/837

(Continued)

Primary Examiner—Caron Veynar
Assistant Examiner—Kelley A Donnelly
(74) *Attorney, Agent, or Firm*—Sterne, Kessler, Goldstein & Fox P.L.L.C.

(57) **CLAIM**

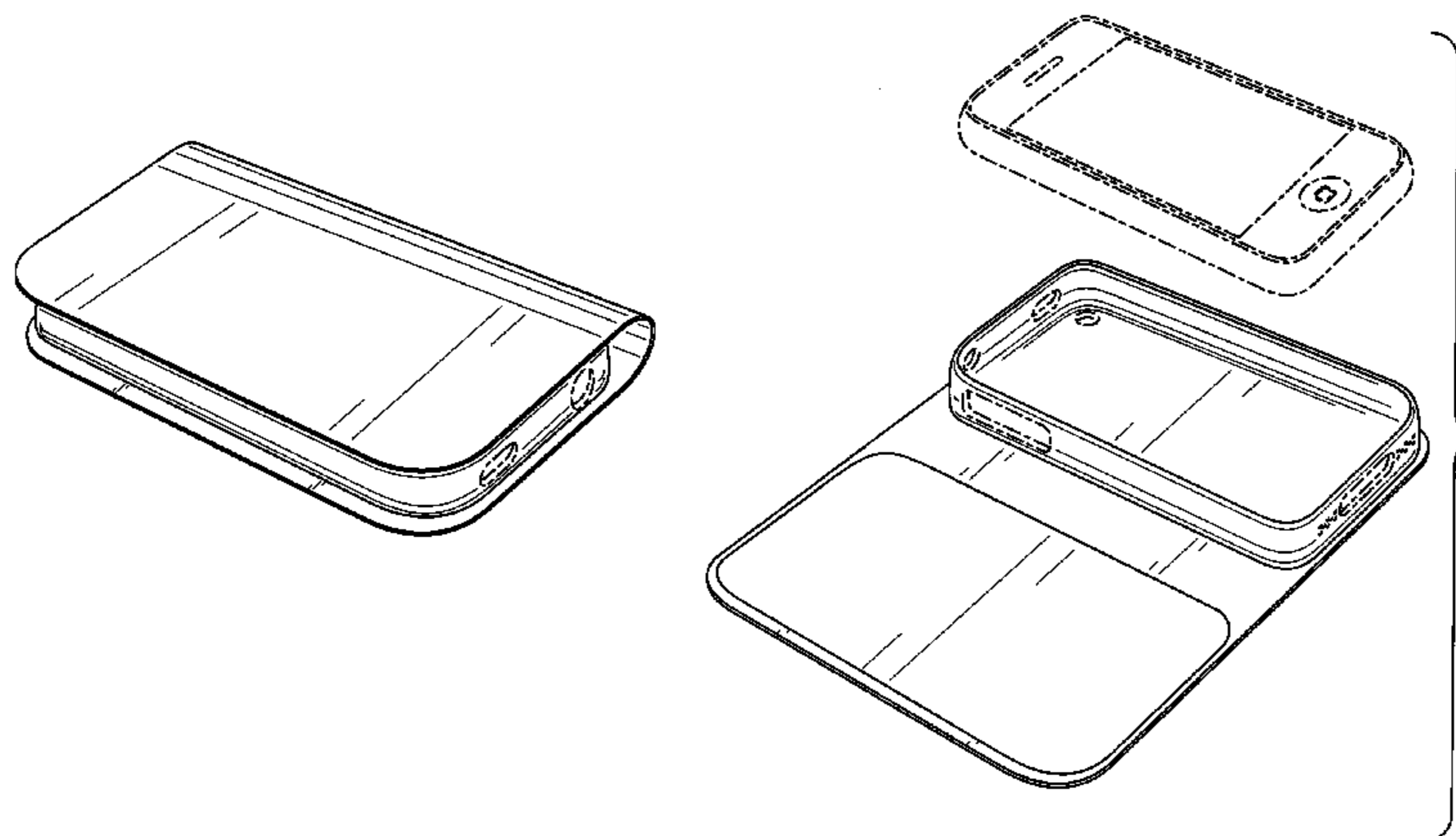
The ornamental design for a case, substantially as shown and described.

DESCRIPTION

FIG. 1 is a perspective view of a case showing our new design;
FIG. 2 is a front view thereof;
FIG. 3 is a rear view thereof;
FIG. 4 is a left side view thereof;
FIG. 5 is a right side view thereof;
FIG. 6 is a top plan view thereof;
FIG. 7 is a bottom plan view thereof;
FIG. 8 is a perspective view of the case of FIGS. 1-7 in an open position showing the case in an environment in which it may be used;
FIG. 9 is a front view thereof;
FIG. 10 is another front view thereof showing the design in an environment with which it may be used;
FIG. 11 is a rear view thereof;
FIG. 12 is a left side view thereof;
FIG. 13 is a right side view thereof;
FIG. 14 is a top view thereof; and,
FIG. 15 is a bottom view thereof.

The broken lines in the Figures are for environmental purposes only and form no part of the claimed design.

1 Claim, 11 Drawing Sheets



US D582,405 S

Page 2

U.S. PATENT DOCUMENTS

3,442,371	A *	5/1969	Deshong	206/45.23	D532,786	S *	11/2006	Iseki	D14/365
4,432,827	A *	2/1984	Graetz et al.	156/245	D533,347	S	12/2006	Andre et al.	
4,501,361	A *	2/1985	Rose, Jr.	206/493	D533,348	S	12/2006	Andre et al.	
4,718,550	A *	1/1988	Johnson	206/387.13	D541,042	S	4/2007	Andre et al.	
5,145,068	A *	9/1992	Schmitz et al.	206/472	D543,023	S	5/2007	Han et al.	
5,253,292	A	10/1993	Fluder et al.		D551,856	S	10/2007	Ko et al.	
D365,927	S	1/1996	Cho		D552,348	S *	10/2007	Martin	D3/265
D407,432	S	3/1999	Tell		D553,415	S	10/2007	Steele	
D423,273	S *	4/2000	Sankey et al.	D6/632	D554,859	S	11/2007	Sides et al.	
D459,887	S	7/2002	Johnson		D555,904	S	11/2007	Snell	
6,513,836	B2 *	2/2003	Li	281/22	D556,193	S	11/2007	Laituri et al.	
D475,850	S	6/2003	Andre et al.		D557,205	S	12/2007	Kim	
D476,149	S	6/2003	Andre et al.		D558,757	S	1/2008	Andre et al.	
D484,874	S	1/2004	Chang et al.		D559,267	S	1/2008	Griffin	
D503,532	S	4/2005	Andre et al.		D559,532	S	1/2008	Kwak et al.	
D514,620	S	2/2006	Brann		D559,907	S	1/2008	Howe	
D514,862	S	2/2006	Fair		D566,192	S *	4/2008	Bhavnani	D19/92
6,997,481	B1	2/2006	Hardwig		D566,397	S *	4/2008	Jones	D3/299
D516,363	S	3/2006	Fair		D567,864	S *	4/2008	Bhavnani	D19/92
D518,290	S	4/2006	Andre et al.		D568,605	S	5/2008	Harris et al.	
D523,078	S *	6/2006	Ong	D19/26	D570,103	S *	6/2008	Harris et al.	D3/218
D524,051	S	7/2006	Krueger		D573,459	S *	7/2008	Snider et al.	D9/423
D527,051	S	8/2006	Moy		D574,819	S *	8/2008	Andre et al.	D14/250

* cited by examiner

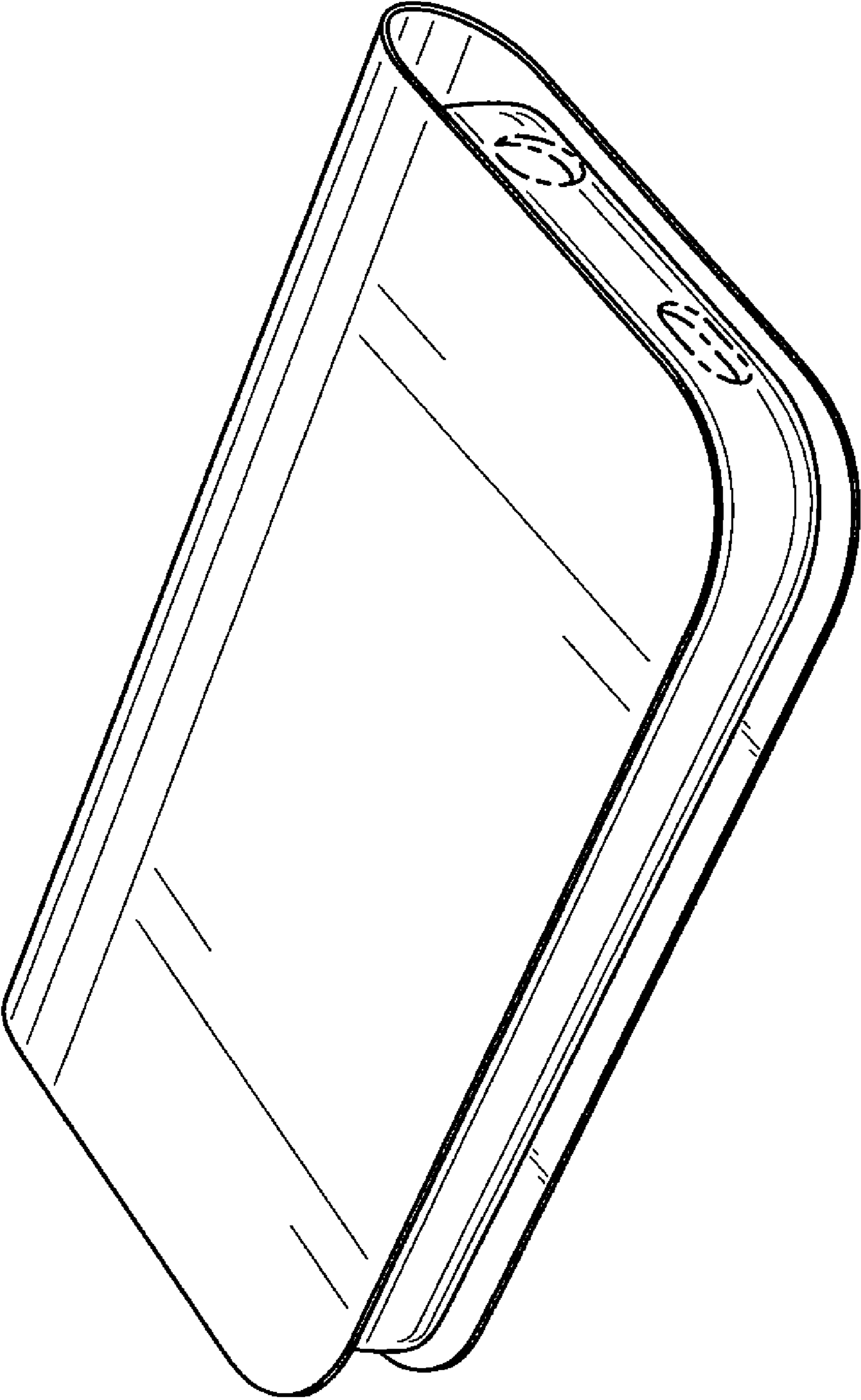


FIG. 1




FIG. 2




FIG. 3

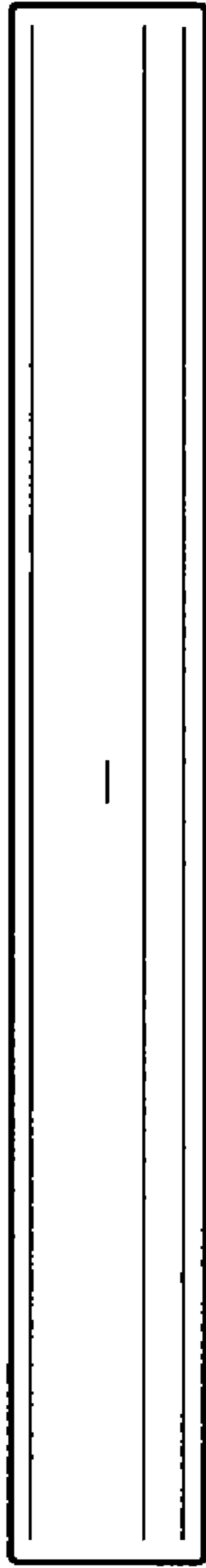


FIG. 4




FIG. 5




FIG. 6




FIG. 7

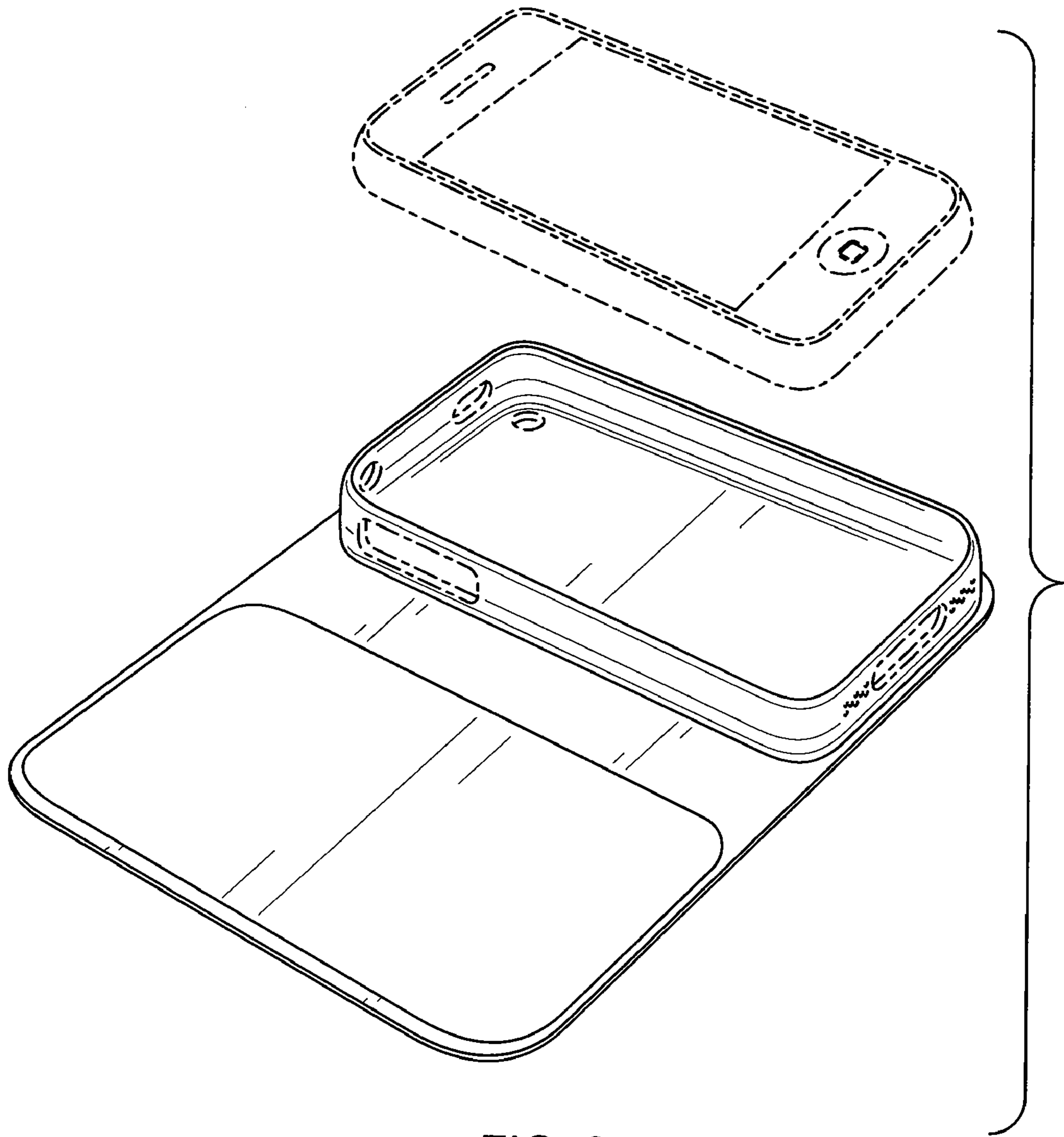


FIG. 8

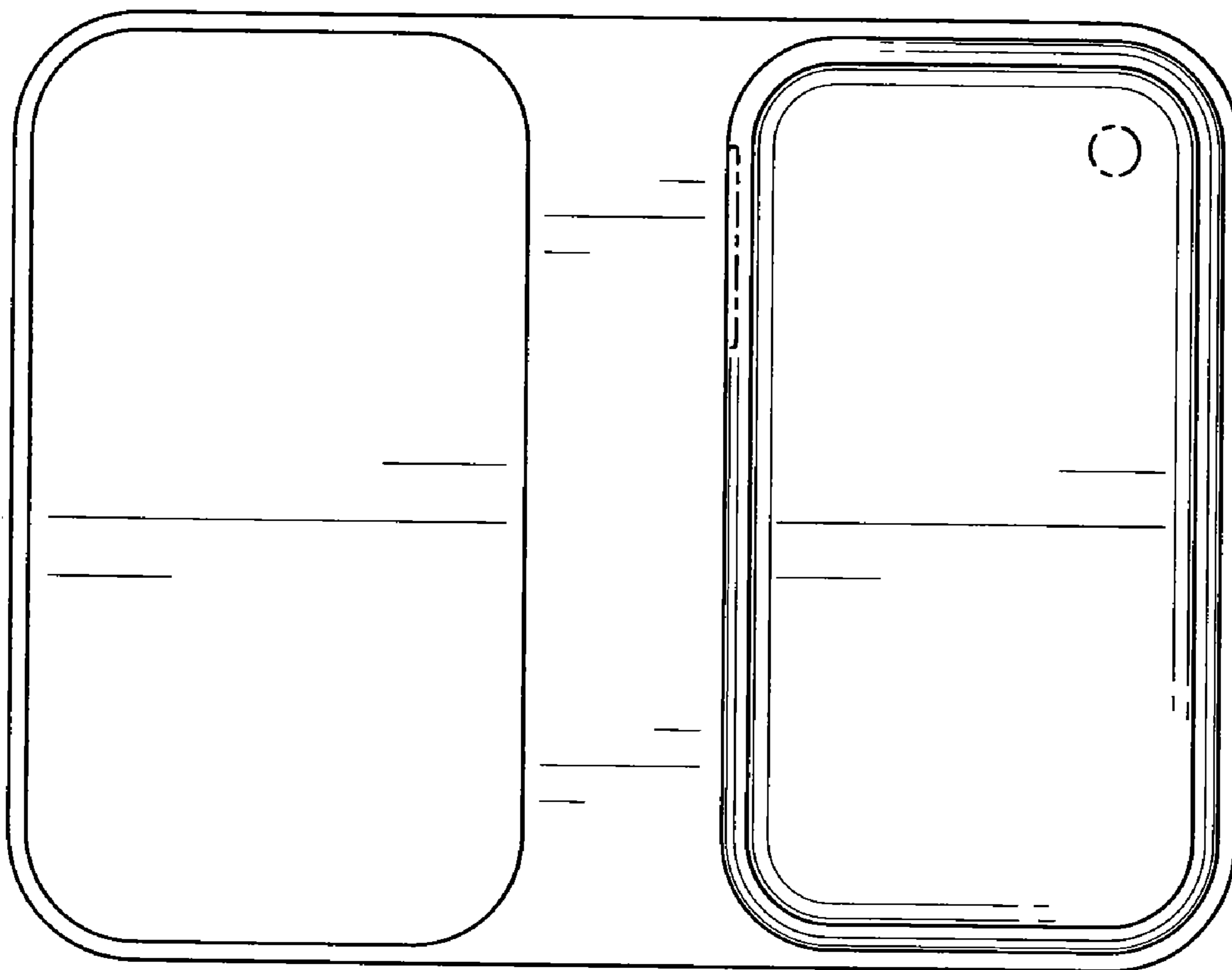


FIG. 9

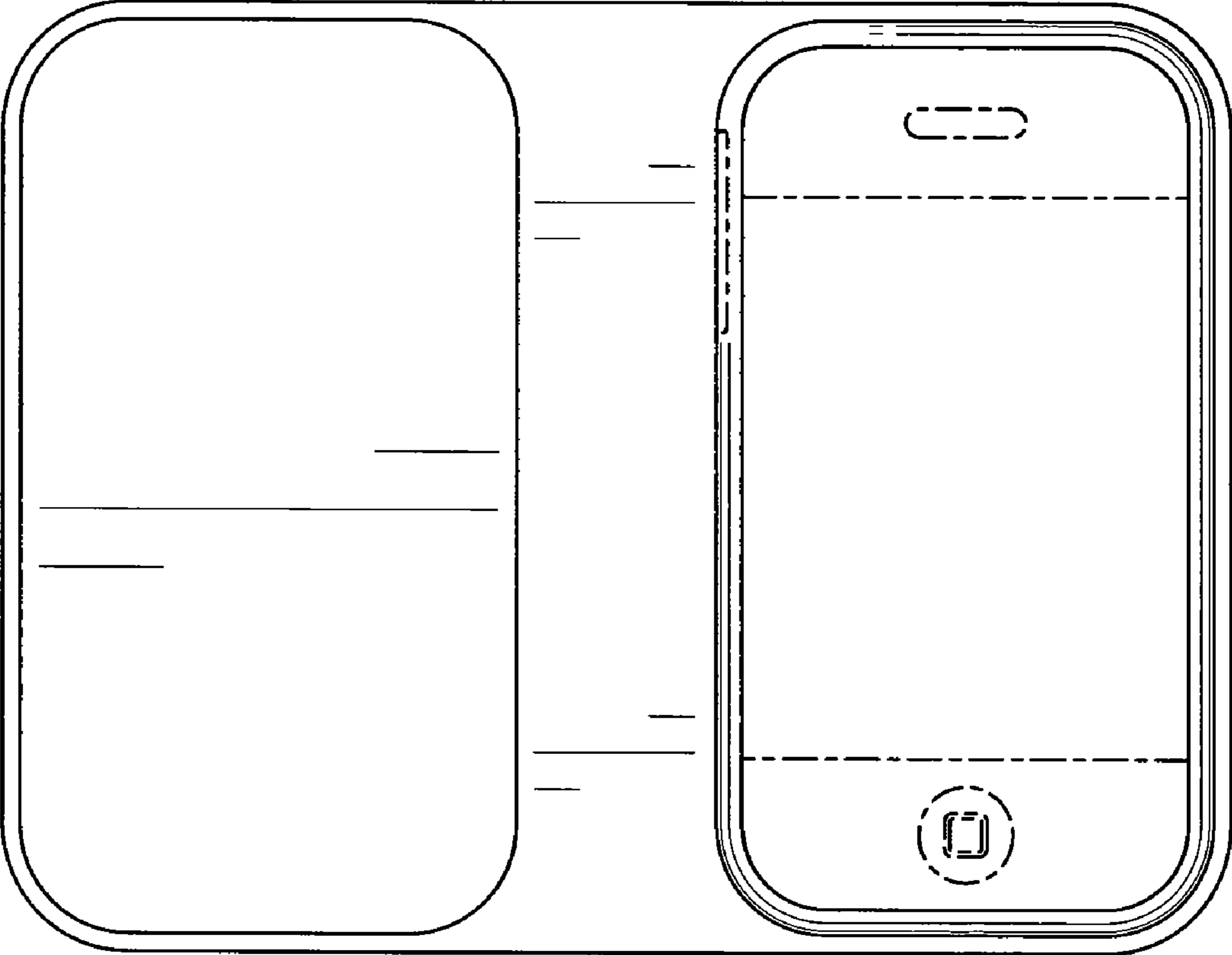


FIG. 10




FIG. 11

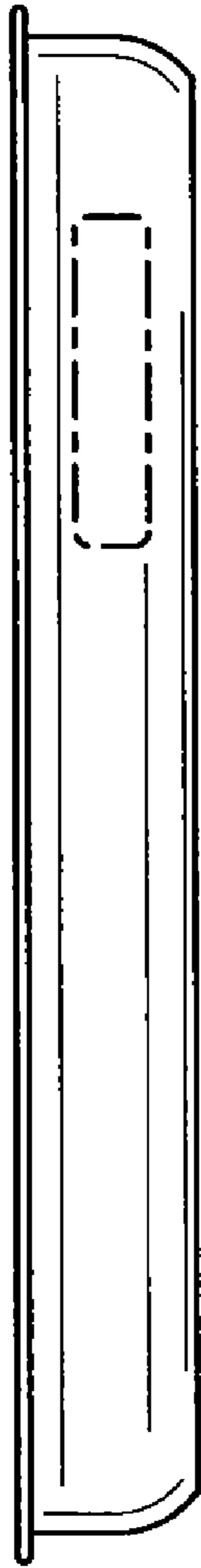


FIG. 12

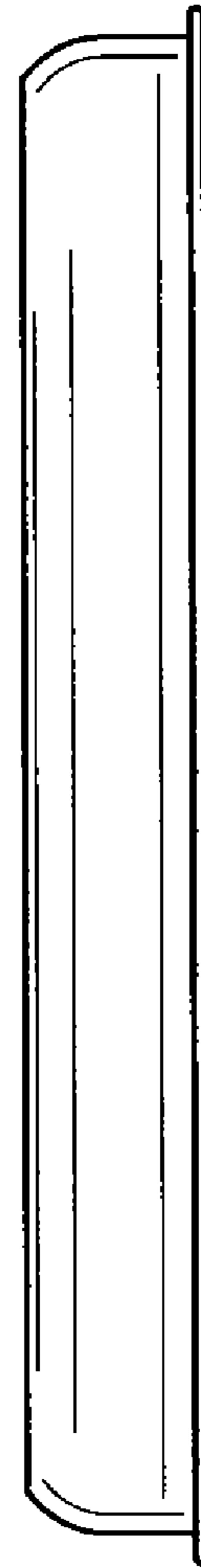


FIG. 13

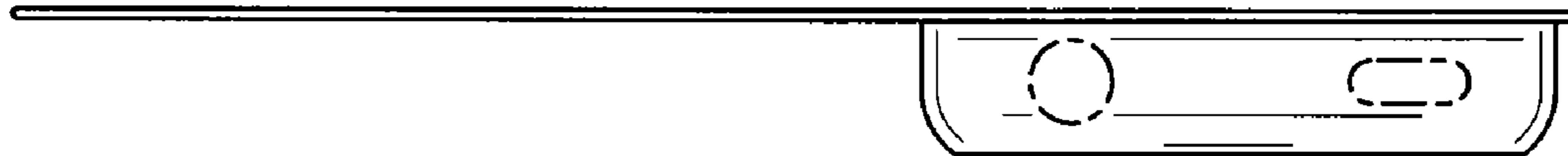


FIG. 14



FIG. 15