



US00D582402S

(12) **United States Design Patent**
L'Henaff et al.

(10) **Patent No.:** **US D582,402 S**
(45) **Date of Patent:** **** Dec. 9, 2008**

(54) **HOUSING FOR AN ELECTRONIC DEVICE**

(75) Inventors: **Jean-Jacques L'Henaff**, Pelham, NY
(US); **William Cowles**, Brooklyn, NY
(US)

(73) Assignee: **Audiovox Electronics Corporation**,
Hauppauge, NY (US)

(**) Term: **14 Years**

(21) Appl. No.: **29/266,014**

(22) Filed: **Sep. 13, 2006**

(51) **LOC (8) Cl.** **14-03**

(52) **U.S. Cl.** **D14/240; D14/236**

(58) **Field of Classification Search** D14/242,
D14/496, 240, 167, 302, 314, 348-358, 363,
D14/383, 433, 140-140.9, 230-235; D13/149,
D13/184; D3/201, 273; 379/220.01, 221.09,
379/220.14, 25, 93.09, 93.19, 156, 900, 338-339,
379/441; 711/100, 115; 361/658, 725, 752;
369/272.1, 273, 75.11; 360/133, 79.01, 97.03
See application file for complete search history.

(56) **References Cited**

U.S. PATENT DOCUMENTS

D122,926 S * 10/1940 Lear D14/234
D170,203 S * 8/1953 Leonard D14/230
D268,343 S * 3/1983 Mann et al. D14/235
D305,661 S * 1/1990 Tai D14/235
D321,883 S * 11/1991 Borchardt D14/230

D414,495 S * 9/1999 Heiligenstein et al. D14/234
D421,610 S * 3/2000 Ghalebi D14/235
D449,593 S * 10/2001 Schultz D14/235
D477,539 S * 7/2003 Blessing D10/2
D480,714 S * 10/2003 Wang D14/235
D570,337 S * 6/2008 Oliver D14/230

* cited by examiner

Primary Examiner—Charles A Rademaker

Assistant Examiner—Charles D Hanson

(74) *Attorney, Agent, or Firm*—Gerald T. Bodner

(57) **CLAIM**

The ornamental design of a housing for an electronic device,
as shown and described.

DESCRIPTION

FIG. 1 is a front isometric view of a housing for an electronic
device showing our new design;

FIG. 2 is a rear isometric view thereof;

FIG. 3 is a front elevational view thereof;

FIG. 4 is a rear elevational view thereof;

FIG. 5 is a top plan view thereof;

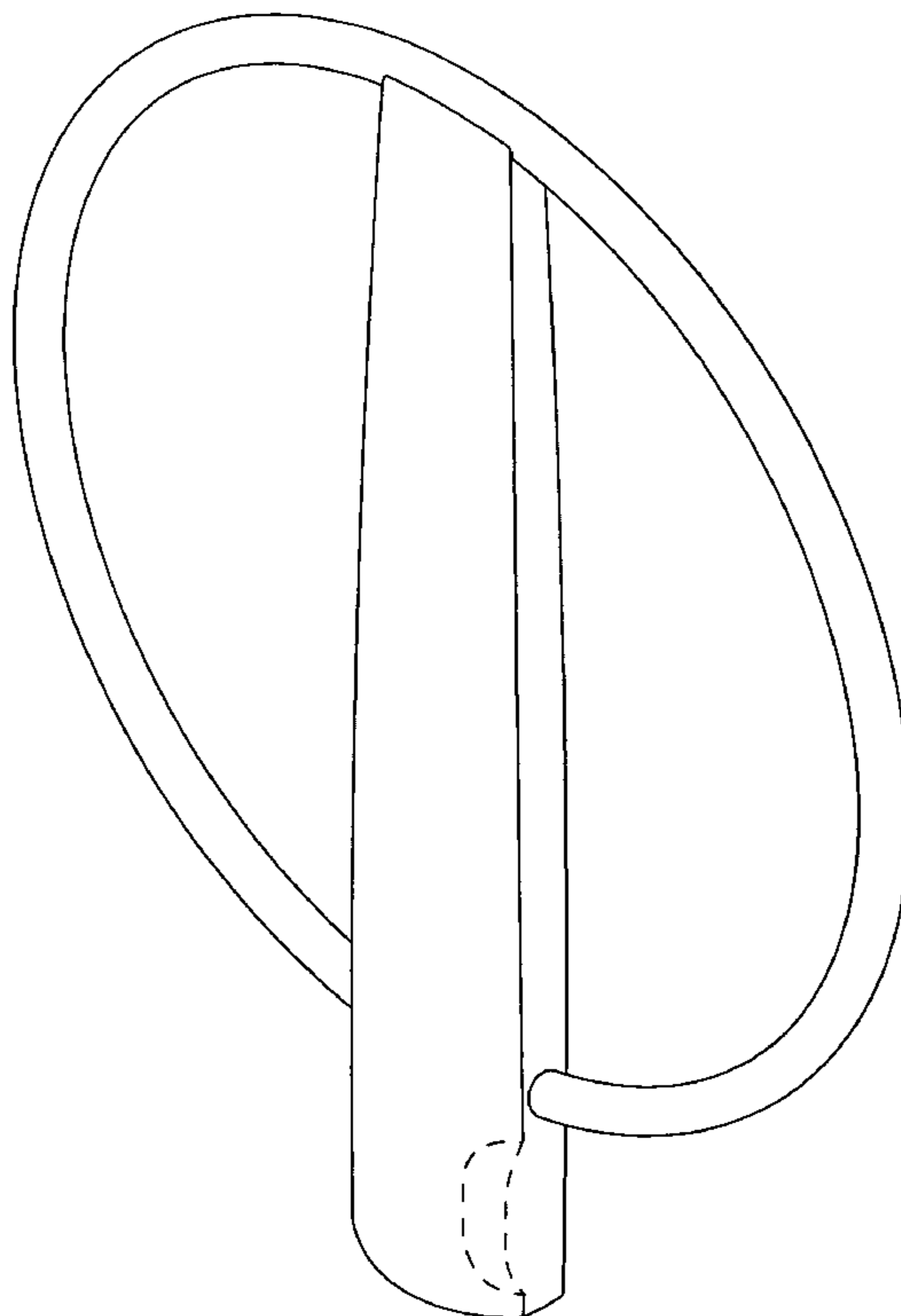
FIG. 6 is a bottom plan view thereof;

FIG. 7 is a right elevational view thereof; and,

FIG. 8 is a left elevational view thereof.

The phantom lines are for illustrative purposes only and form
no part of the claimed design.

1 Claim, 6 Drawing Sheets



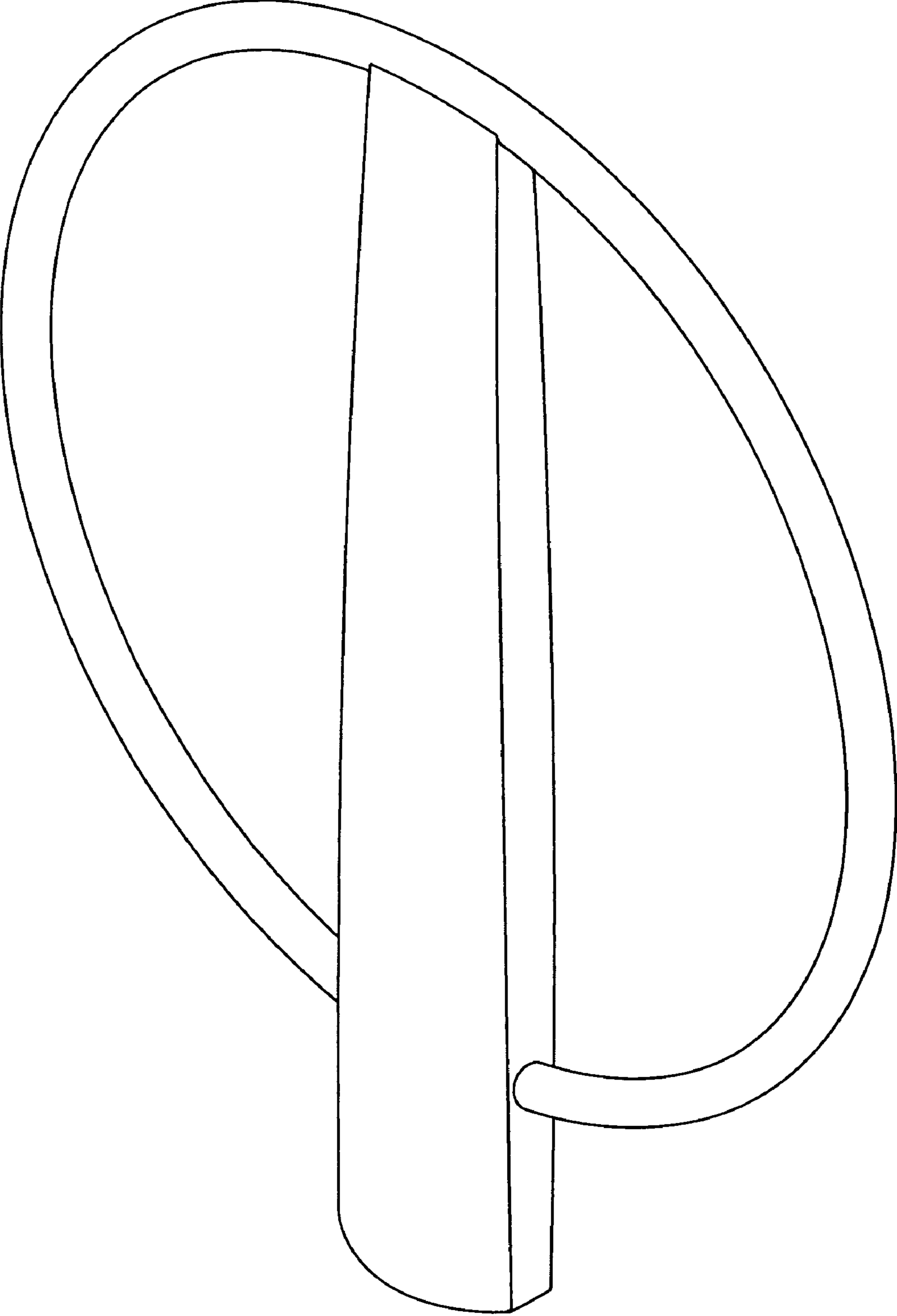


Fig. 1

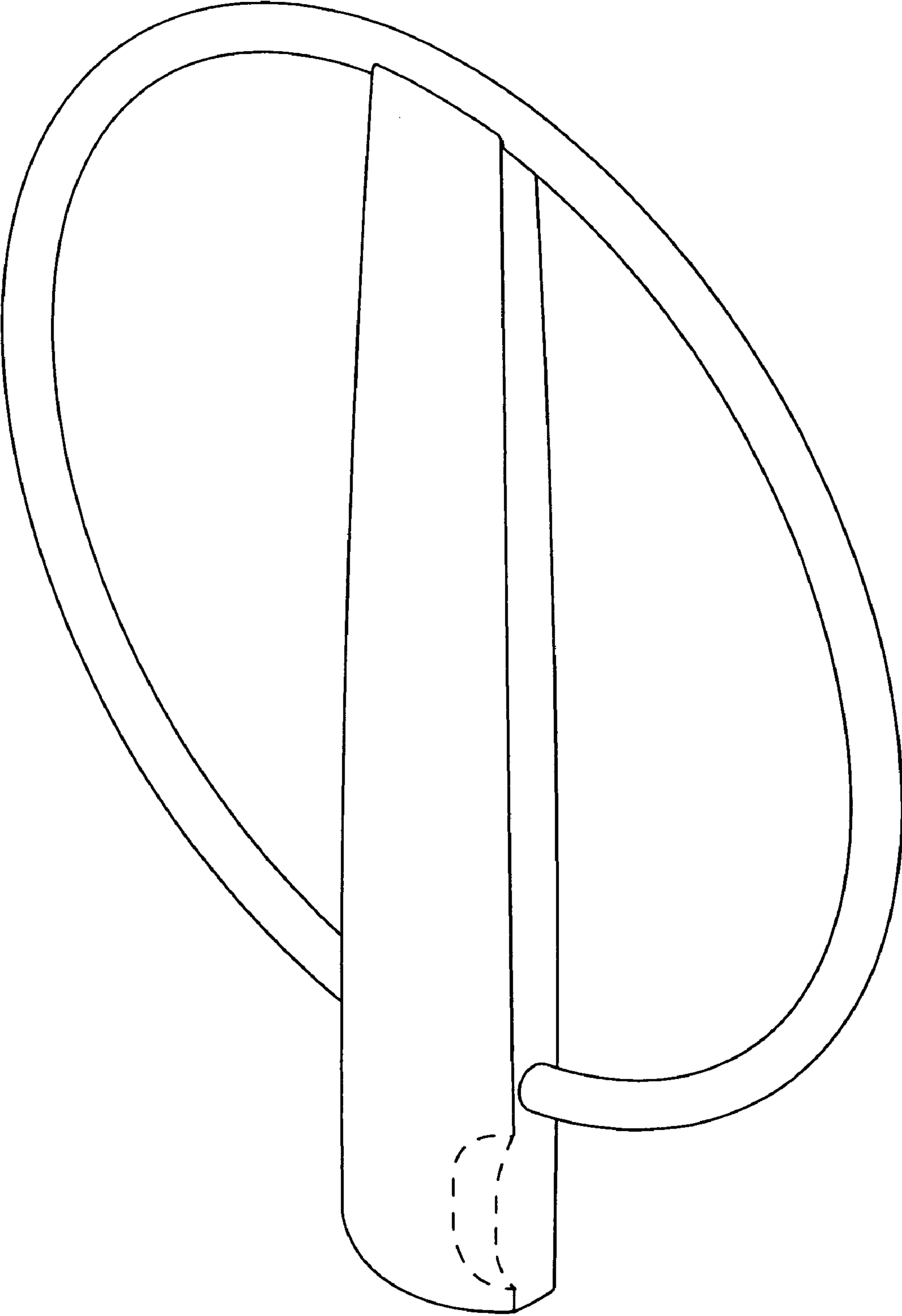


Fig. 2




Fig. 3

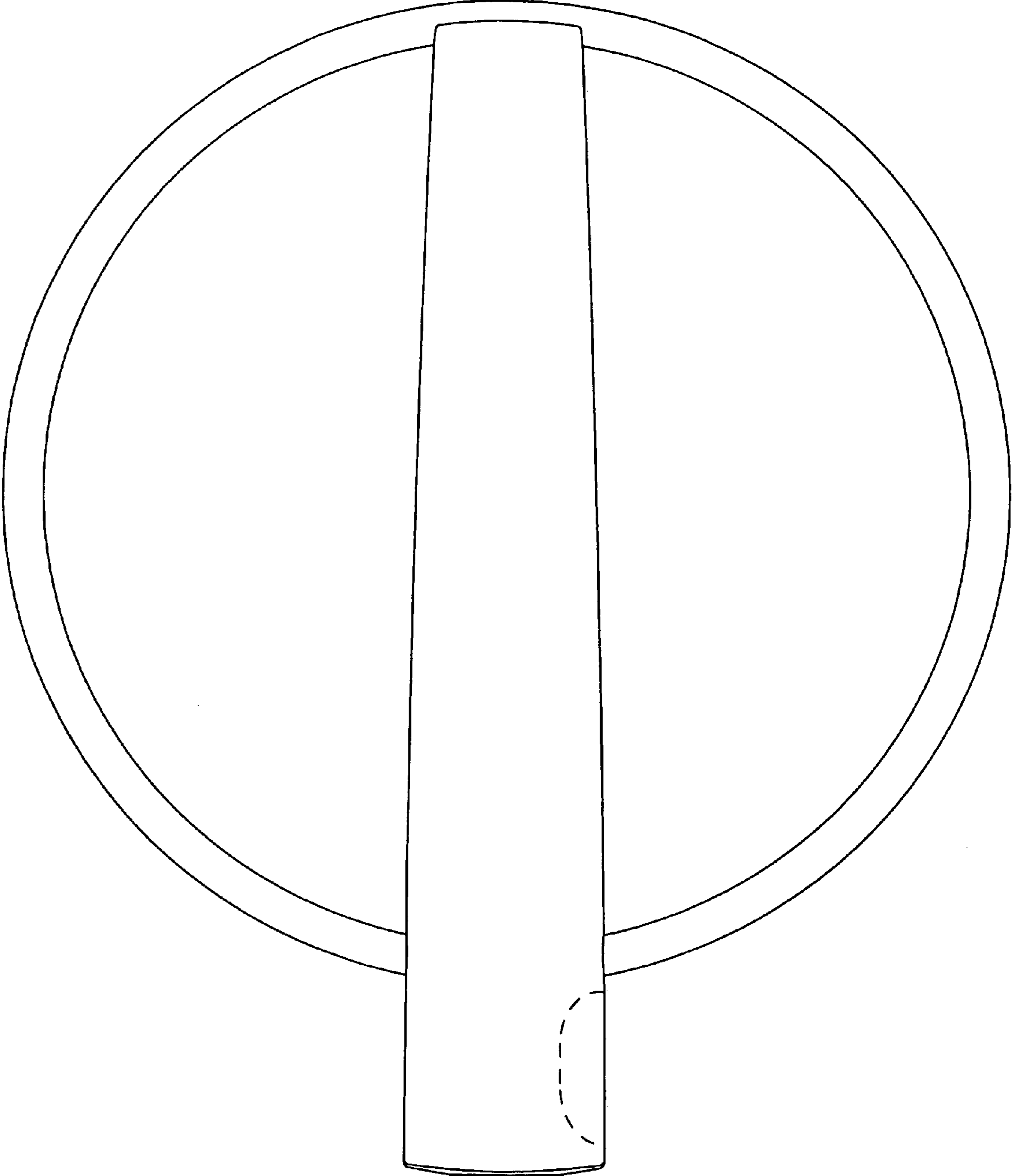


Fig. 4

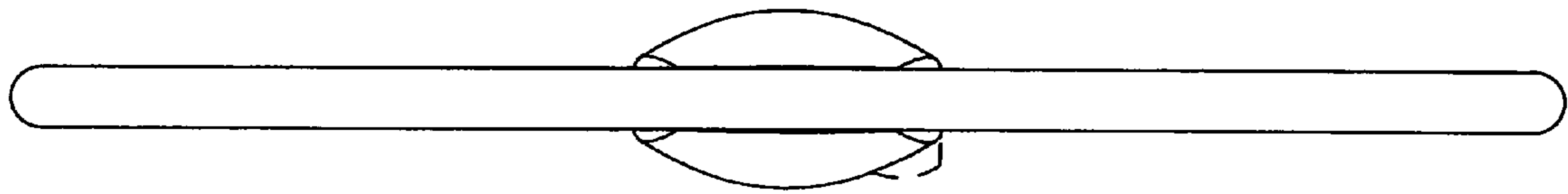


Fig. 5

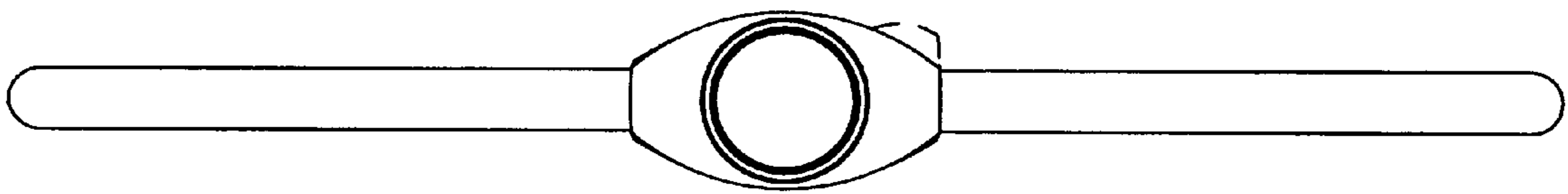


Fig. 6

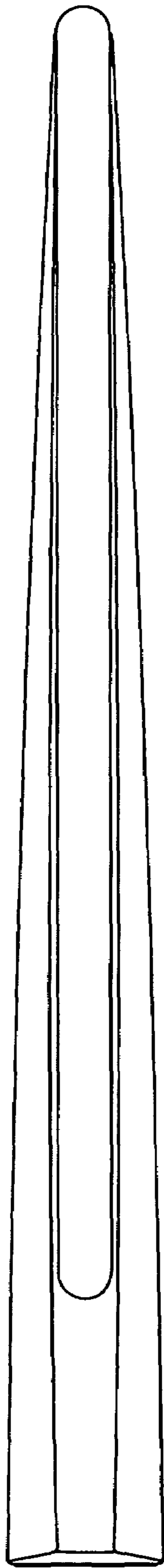


Fig. 7

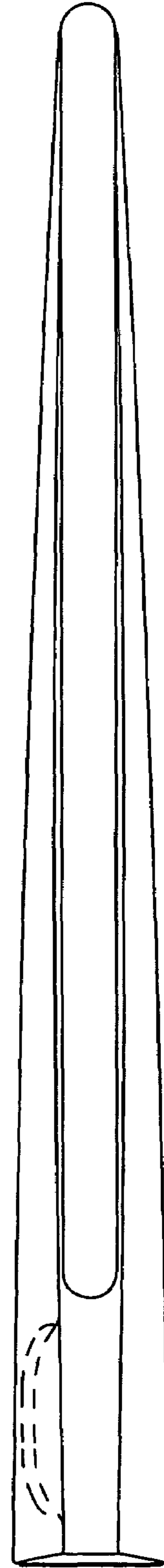


Fig. 8