



US00D582390S

(12) **United States Design Patent**  
**Hasegawa et al.**

(10) **Patent No.:** **US D582,390 S**

(45) **Date of Patent:** **\*\* Dec. 9, 2008**

(54) **SPEAKER UNIT FOR COMPUTER DISPLAY**

(75) Inventors: **Kenichi Hasegawa**, Tokyo (JP);  
**Yoshihiro Takechi**, Tokyo (JP); **Satoshi**  
**Kurihara**, Tokyo (JP); **Naoto**  
**Fukasawa**, Tokyo (JP)

(73) Assignee: **NEC Display Solutions, Ltd.**, Tokyo  
(JP)

(\*\*) Term: **14 Years**

(21) Appl. No.: **29/277,244**

(22) Filed: **Feb. 20, 2007**

(30) **Foreign Application Priority Data**

Aug. 23, 2006 (JP) ..... 2006-022189

(51) **LOC (8) Cl.** ..... **14-01**

(52) **U.S. Cl.** ..... **D14/214**

(58) **Field of Classification Search** ..... D14/204,  
D14/209-216, 128-129; 181/143-144, 147-148,  
181/150, 157, 198-199, 151, 153; 381/300-302,  
381/306, 333, 345, 361-364, 386-368, 332,  
381/336

See application file for complete search history.

(56) **References Cited**

**U.S. PATENT DOCUMENTS**

D321,346 S \* 11/1991 Sugiyama ..... D14/129

D485,539 S \* 1/2004 Goto et al. .... D14/128  
D510,569 S \* 10/2005 Nakanishi ..... D14/129  
D531,616 S \* 11/2006 Shimokawatoko et al. . D14/214  
D543,535 S \* 5/2007 Hasegawa et al. .... D14/214  
D545,811 S \* 7/2007 Yamamoto et al. .... D14/211

\* cited by examiner

*Primary Examiner*—Nanda Bondade

(74) *Attorney, Agent, or Firm*—Wood, Herron & Evans, LLP

(57) **CLAIM**

The ornamental design for a speaker unit for computer display, as shown and described.

**DESCRIPTION**

FIG. 1 is a perspective view of a speaker unit for computer display.

FIG. 2 is a front elevation view thereof.

FIG. 3 is a rear elevation view thereof.

FIG. 4 is a right side elevational view thereof, the left side view being a mirror image of the right side view;

FIG. 5 is a top plan view thereof, the bottom view being a mirror image of the top view; and,

FIG. 6 is a front elevational view thereof. The broken lines showing of a computer display and a second speaker is for illustrative purposes only and forms no part of the claimed design.

**1 Claim, 1 Drawing Sheet**

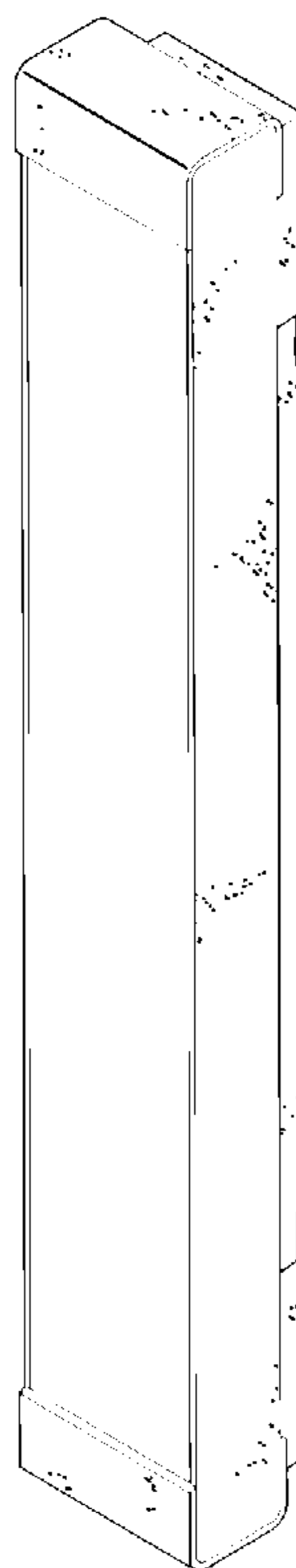


FIG. 1




FIG. 2




FIG. 3

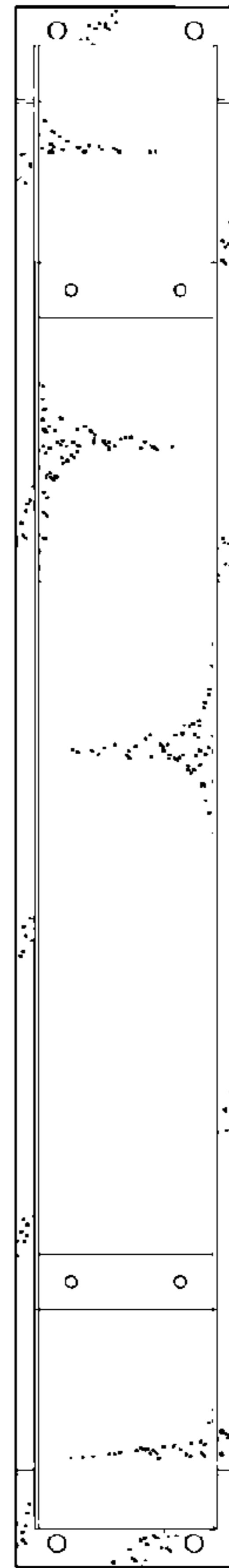


FIG. 4

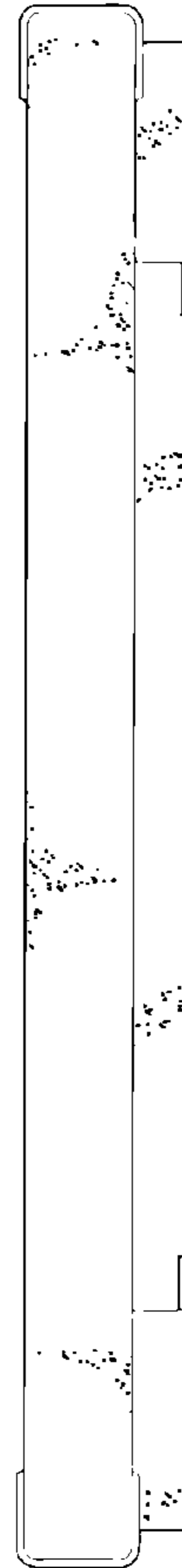


FIG. 5

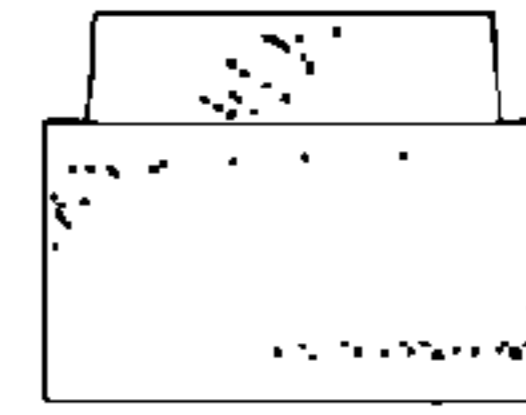


FIG. 6

