



US00D582387S

(12) **United States Design Patent**
Jung

(10) **Patent No.:** **US D582,387 S**
(45) **Date of Patent:** **** Dec. 9, 2008**

(54) **HEADSET**

(75) Inventor: **Hei-Chae Jung**, Gyeonggi-do (KR)

(73) Assignee: **Uneeds Commerce**, Gyeonggi-Do (KR)

(**) Term: **14 Years**

(21) Appl. No.: **29/290,668**

(22) Filed: **Jan. 2, 2008**

(51) **LOC (8) Cl.** **14-01**

(52) **U.S. Cl.** **D14/205**

(58) **Field of Classification Search** D14/205,
D14/206, 223, 168, 218, 192, 167, 240; D10/104,
D10/106; D19/60; 379/420.04, 430; 455/90.3,
455/575.2, 351; 381/326, 182, 338; D24/200;
D13/110, 168

See application file for complete search history.

(56) **References Cited**

U.S. PATENT DOCUMENTS

2,239,550	A *	4/1941	Cubert	381/326
3,851,123	A *	11/1974	Lipinski et al.	455/351
D387,060	S *	12/1997	Inukai	D14/218
D391,572	S *	3/1998	Lee	D14/192
D392,202	S *	3/1998	Nitzberg	D10/106
D417,452	S *	12/1999	Wu	D14/192
D417,465	S *	12/1999	Kreitz et al.	D19/60
6,122,369	A *	9/2000	Hwang et al.	379/420.04
D460,432	S *	7/2002	Brown	D14/156
D465,469	S *	11/2002	Heath	D14/167
D470,833	S *	2/2003	Rath et al.	D14/205
D470,839	S *	2/2003	Tuhkanen	D14/240
D486,478	S *	2/2004	Swan et al.	D14/223

D493,175	S *	7/2004	Schmidt et al.	D14/433
D526,642	S *	8/2006	Choe	D14/205
7,085,543	B2 *	8/2006	Nassimi	455/90.3
D538,271	S *	3/2007	Kim et al.	D14/223
D540,346	S *	4/2007	Jaakkola	D14/496
D550,215	S *	9/2007	Udagawa et al.	D14/223
D558,735	S *	1/2008	Carr et al.	D14/206
D565,023	S *	3/2008	Yamagishi	D14/205
7,340,221	B2 *	3/2008	Wikel et al.	455/90.3
D566,691	S *	4/2008	Andre et al.	D14/223
D566,695	S *	4/2008	Rath	D14/223
D567,216	S *	4/2008	Densho	D14/205

* cited by examiner

Primary Examiner—Paula Greene

(74) *Attorney, Agent, or Firm*—Nath Law Group; Jerald L. Meyer; Derek Richmond

(57) **CLAIM**

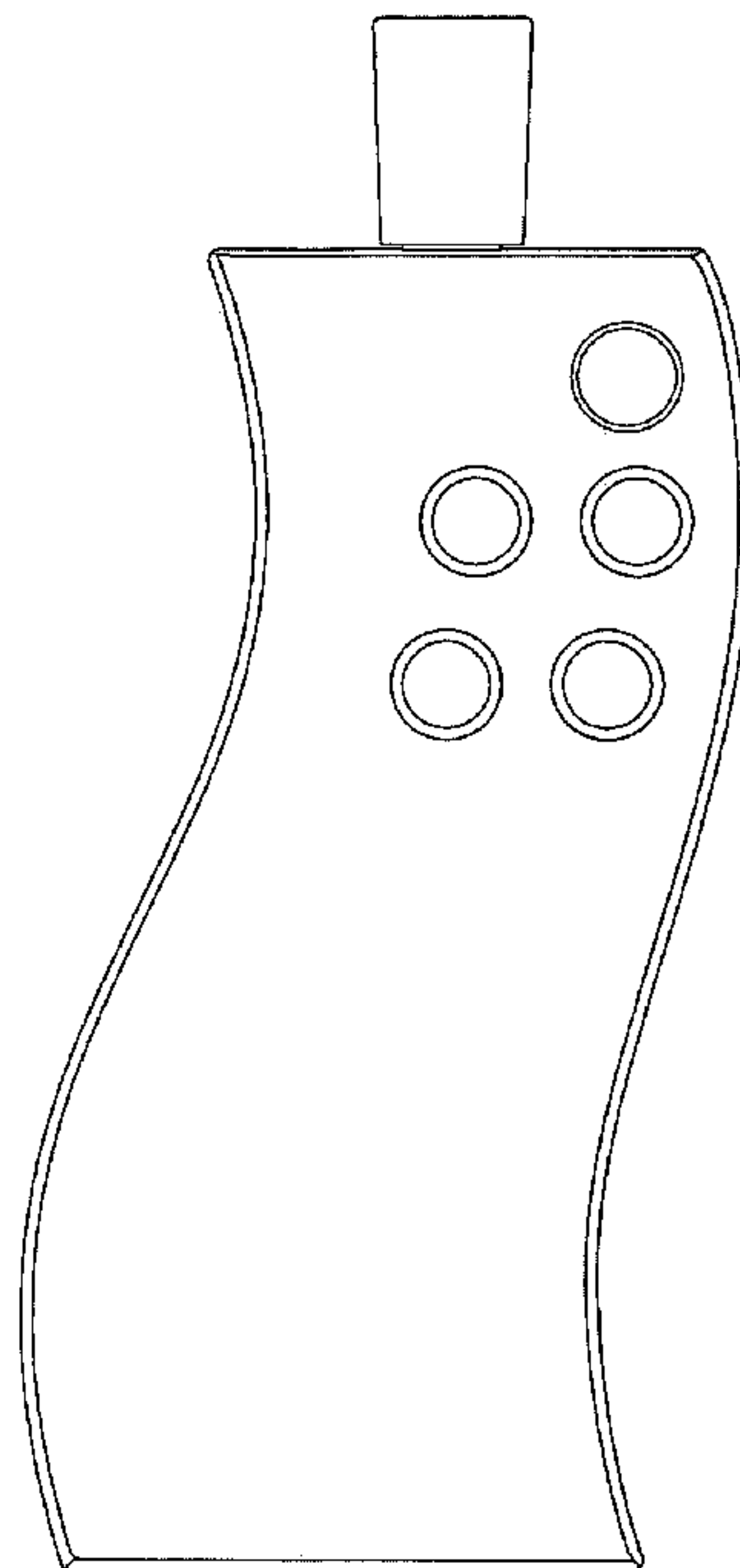
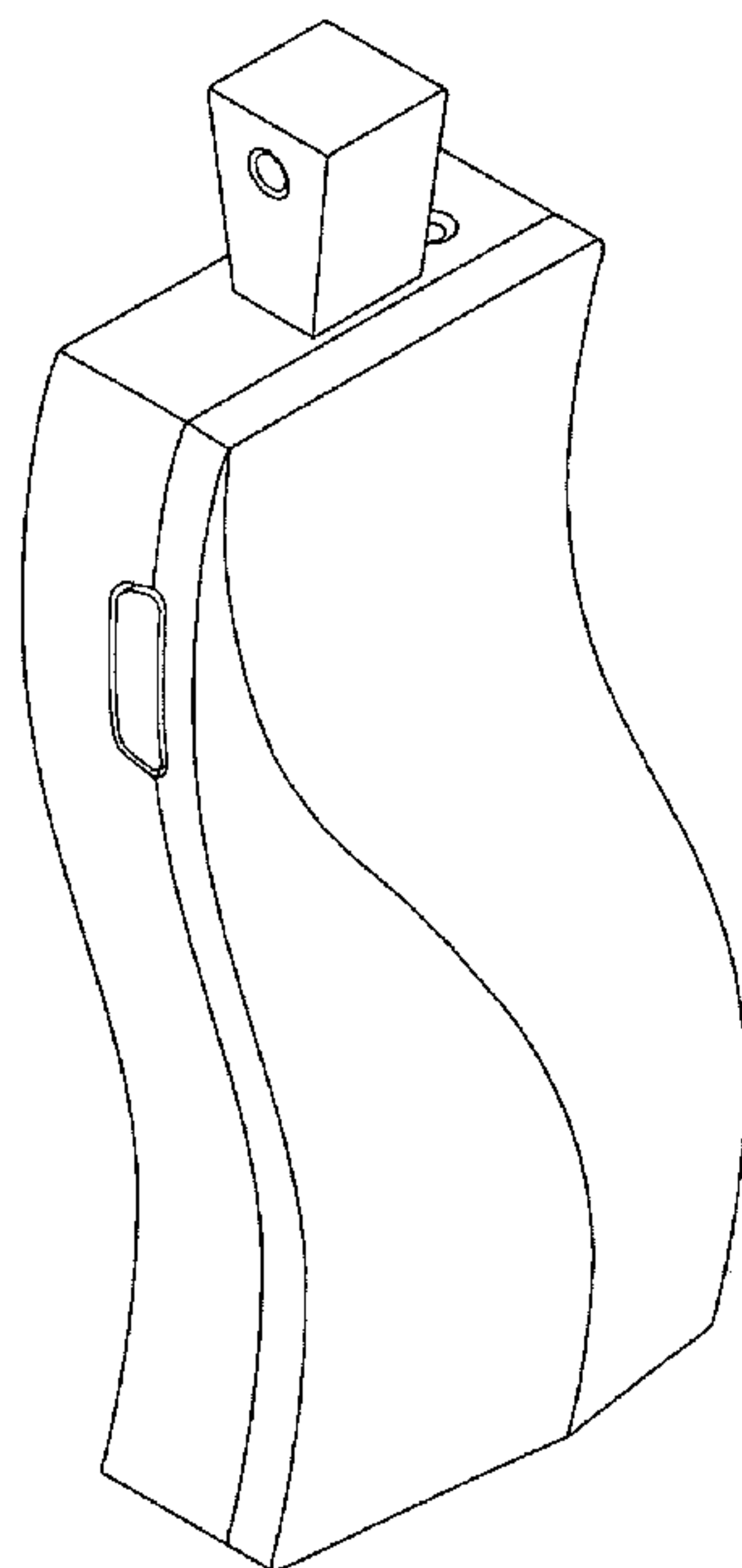
The ornamental design for a headset, shown and described.

DESCRIPTION

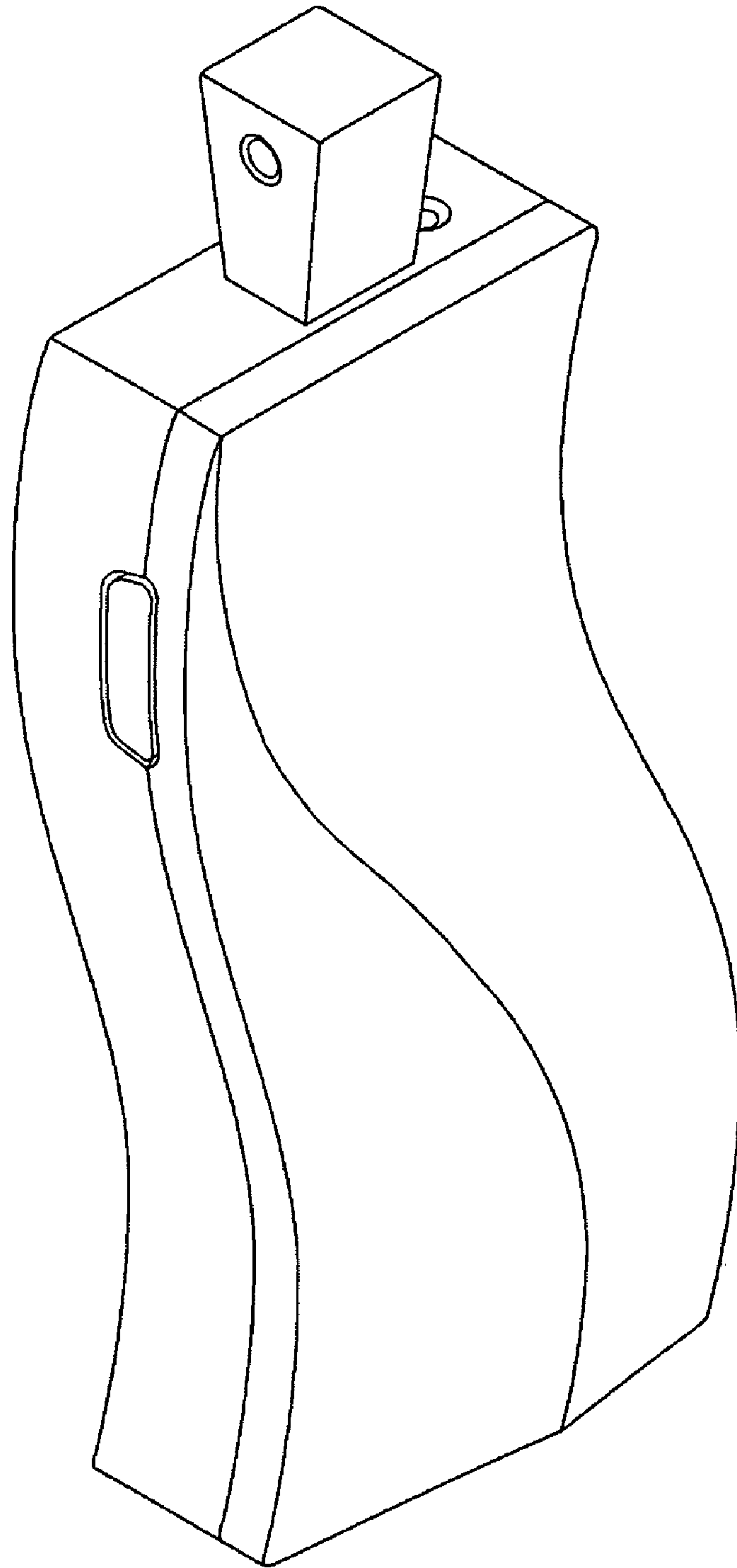
FIG. 1 is a front perspective view of the headset;
FIG. 2 is a front elevational view of the headset;
FIG. 3 is a rear elevational view of the headset;
FIG. 4 is a left side elevational view of the headset;
FIG. 5 is a right side elevational view of the headset;
FIG. 6 is a top plan view of the headset;
FIG. 7 is a bottom plan view of the headset; and,
FIG. 8 is a front elevational view of the headset.

The broken lines form no part of the claimed design.


1 Claim, 8 Drawing Sheets



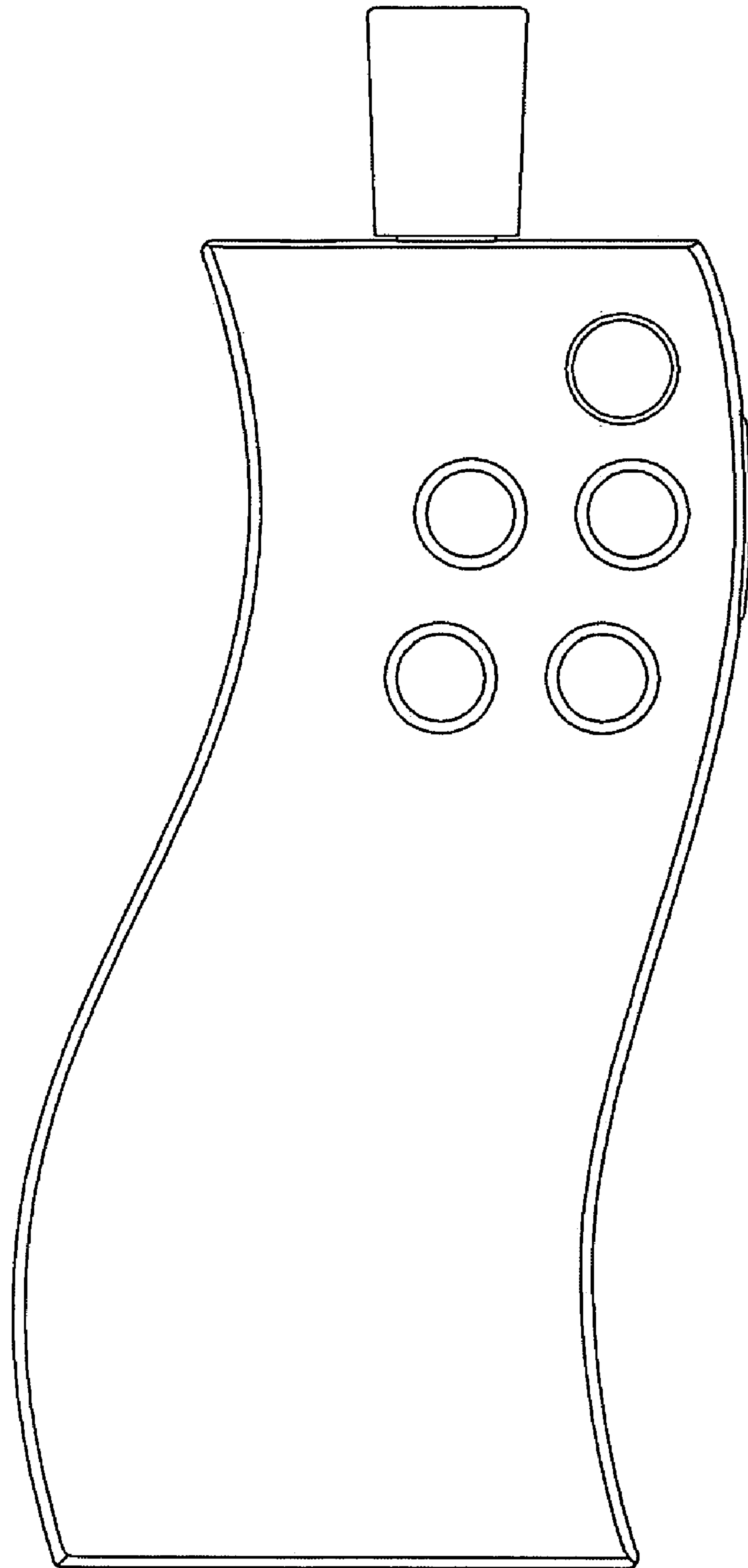
【Figure 1】



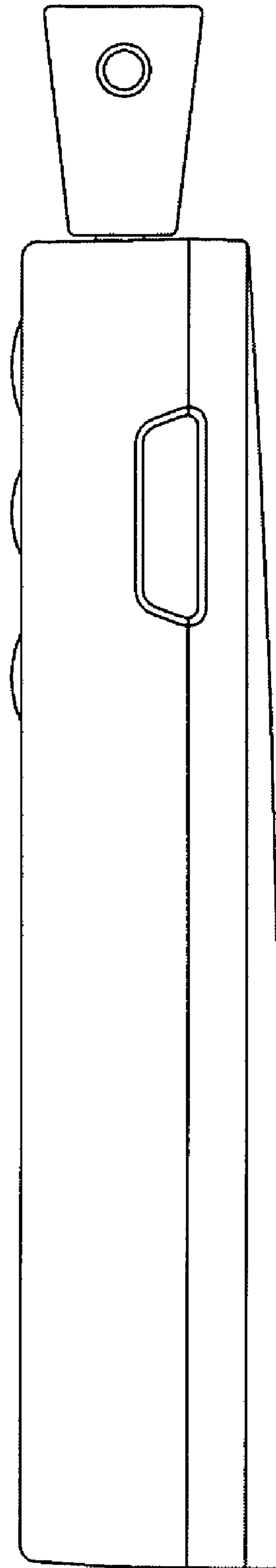
【Figure 2】




【Figure 3】



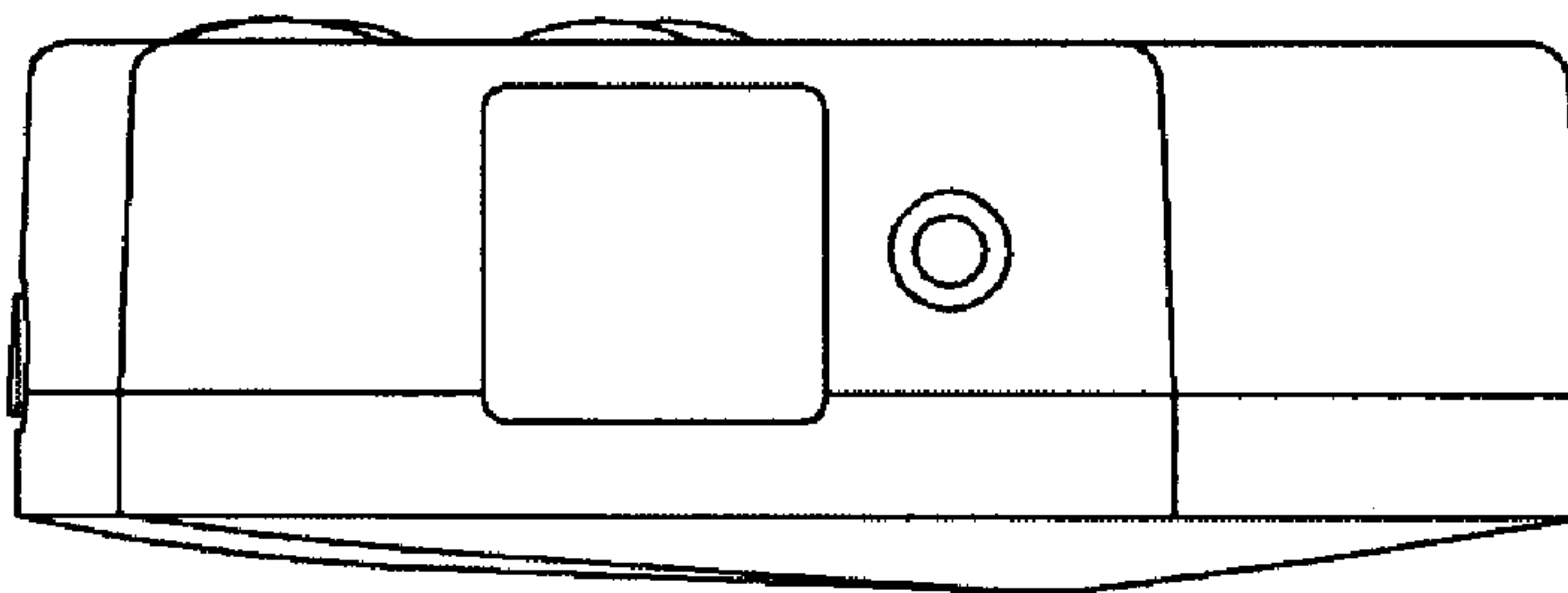
【Figure 4】




【Figure 5】



【Figure 6】



【Figure 7】



【Figure 8】

