



US00D582376S

(12) **United States Design Patent**
Fan et al.

(10) **Patent No.:** **US D582,376 S**
(45) **Date of Patent:** **** Dec. 9, 2008**

(54) **MOBILE PHONE**

(75) Inventors: **Xue-Song Fan**, Shenzhen (CN);
Tzu-Cheng Yu, Taipei Hsien (TW)

(73) Assignee: **Sutech Trading Limited**, Tortola (VG)

(**) Term: **14 Years**

(21) Appl. No.: **29/299,066**

(22) Filed: **Dec. 19, 2007**

(30) **Foreign Application Priority Data**

Nov. 16, 2007 (CN) 2007 3 0202003

(51) **LOC (8) Cl.** **14-03**

(52) **U.S. Cl.** **D14/138 AA**

(58) **Field of Classification Search** D14/137,
D14/138 R, 138 AA, 138 C, 138 G, 147-148,
D14/156, 218, 247-248, 341-347, 390, 399,
D14/455-456, 496; D16/208; D21/329,
D21/331, 333, 517; 348/14.01-14.02; 361/814;
379/433.01-433.13; 455/90.3, 556.1, 556.2,
455/566, 575.1, 575.3, 575.4; D13/164,
D13/168; 439/165; 343/702

See application file for complete search history.

(56) **References Cited**

U.S. PATENT DOCUMENTS

D473,550 S * 4/2003 Ribeiro et al. D14/247
D516,530 S * 3/2006 Boyd D14/138 AA
D517,036 S * 3/2006 Himmel D14/138 AA
D540,771 S * 4/2007 Liu et al. D14/138 AA
D541,786 S * 5/2007 Ookawa D14/147
D542,765 S * 5/2007 Cho et al. D14/138 AA

D543,191 S * 5/2007 Kim et al. D14/138 AA
D546,800 S * 7/2007 Lee D14/138 AA
D546,807 S * 7/2007 Lee D14/138 AA
D566,093 S * 4/2008 Kim et al. D14/138 AA
D573,567 S * 7/2008 Chang et al. D14/138
D575,260 S * 8/2008 Liaw D14/138
2005/0037814 A1* 2/2005 Yasui et al. 455/566

OTHER PUBLICATIONS

Alcatel OT-C550, announced Feb. 2006, <URL:http://www.gsmarena.com/alcatel_ot_c550-pictures-1464.php>, retrieved from internet Sep. 11, 2008 10:51:20 AM.*

Sony Ericsson T630, announced 4Q 2003, <URL:http://www.gsmarena.com/sony_ericsson_t630-pictures-559.php>, retrieved from internet Sep. 11, 2008 10:54:11 AM.*

* cited by examiner

Primary Examiner—Ian Simmons

Assistant Examiner—Carla Jobe Wright

(74) *Attorney, Agent, or Firm*—Frank R. Niranjana

(57) **CLAIM**

The ornamental design for a mobile phone, as shown.

DESCRIPTION

FIG. 1 is a perspective view of a mobile phone showing our new design;

FIG. 2 is a front elevational view thereof;

FIG. 3 is a rear elevational view thereof;

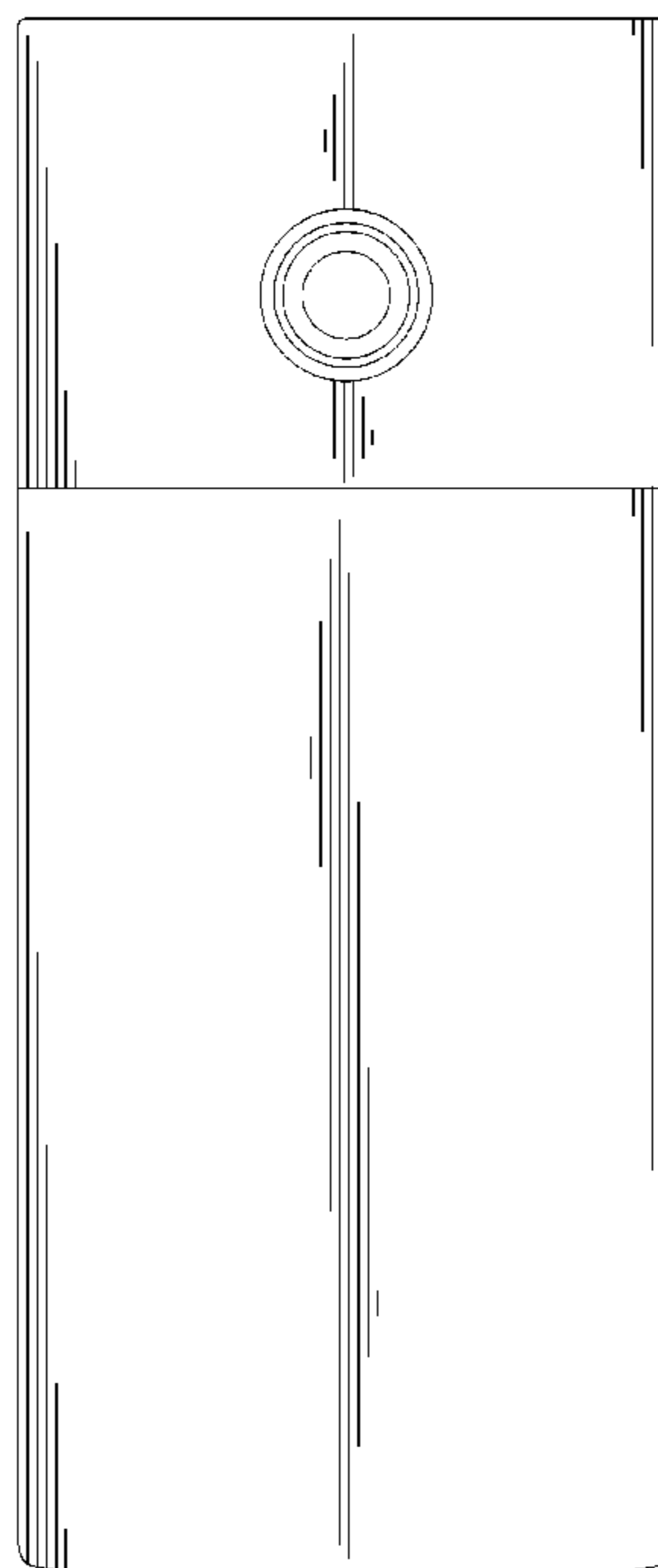
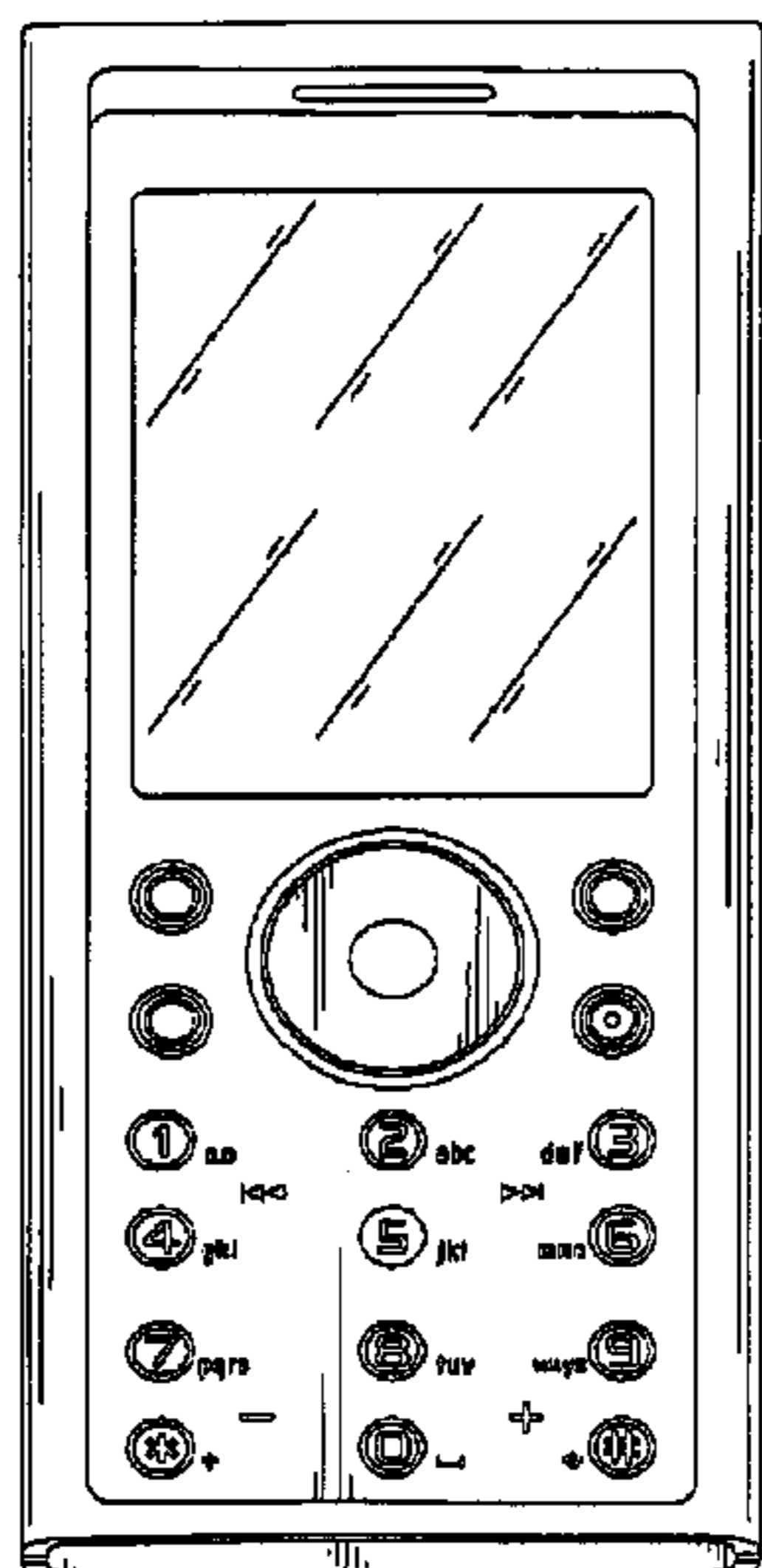
FIG. 4 is a left side elevational view thereof;

FIG. 5 is a right side elevational view thereof;

FIG. 6 is a top plan view thereof; and,

FIG. 7 is a bottom plan view thereof.

1 Claim, 7 Drawing Sheets



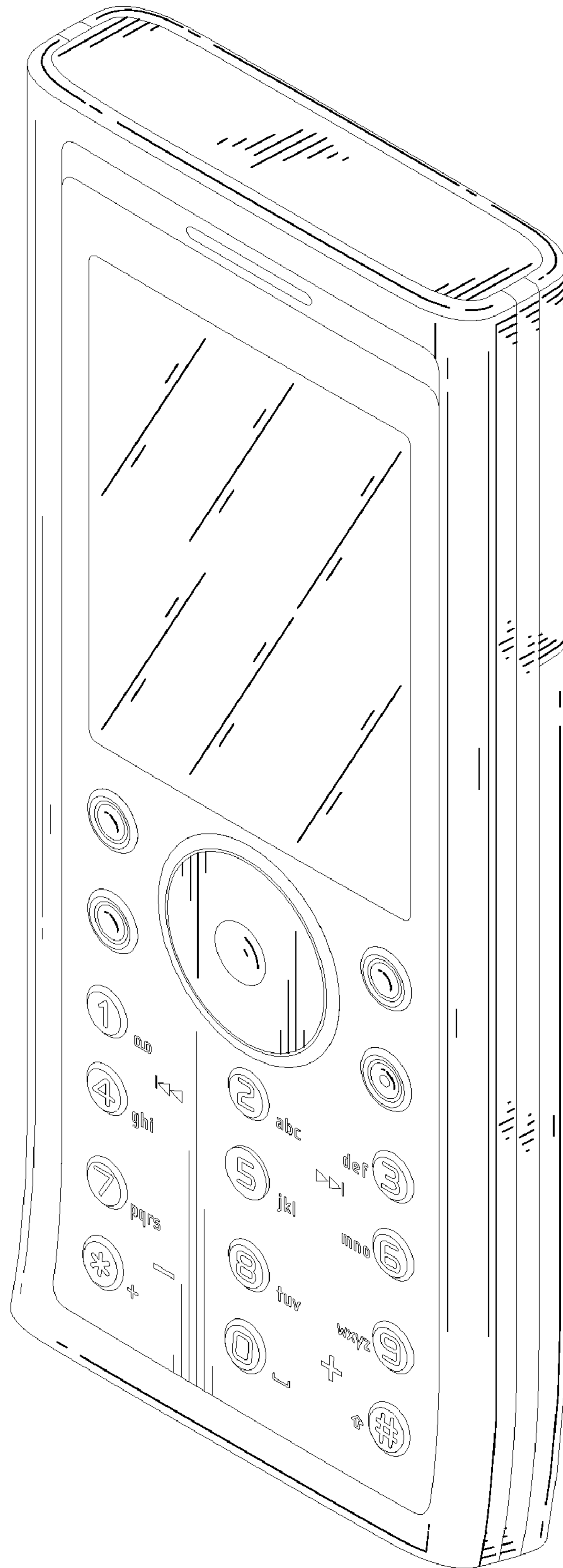


FIG. 1

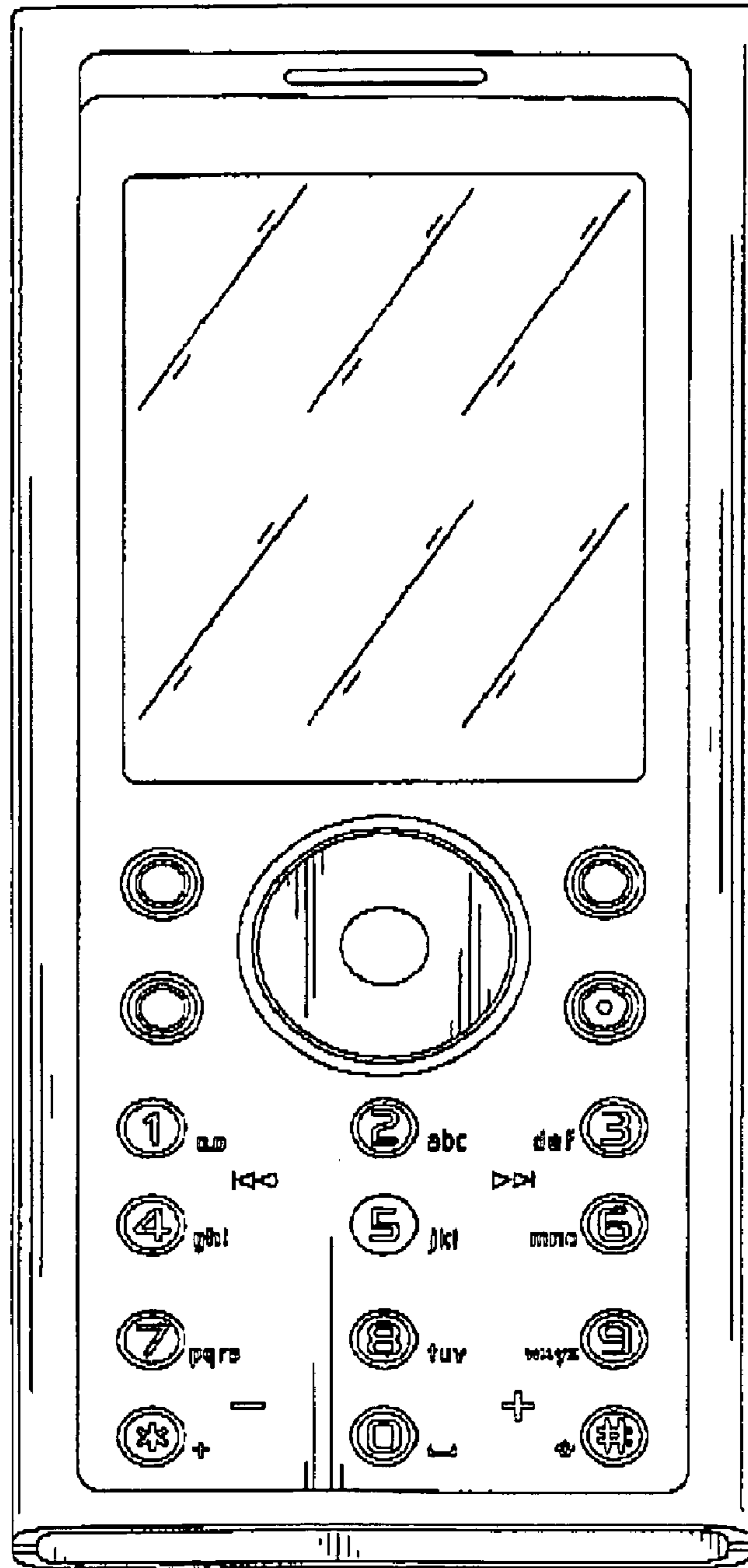


FIG. 2

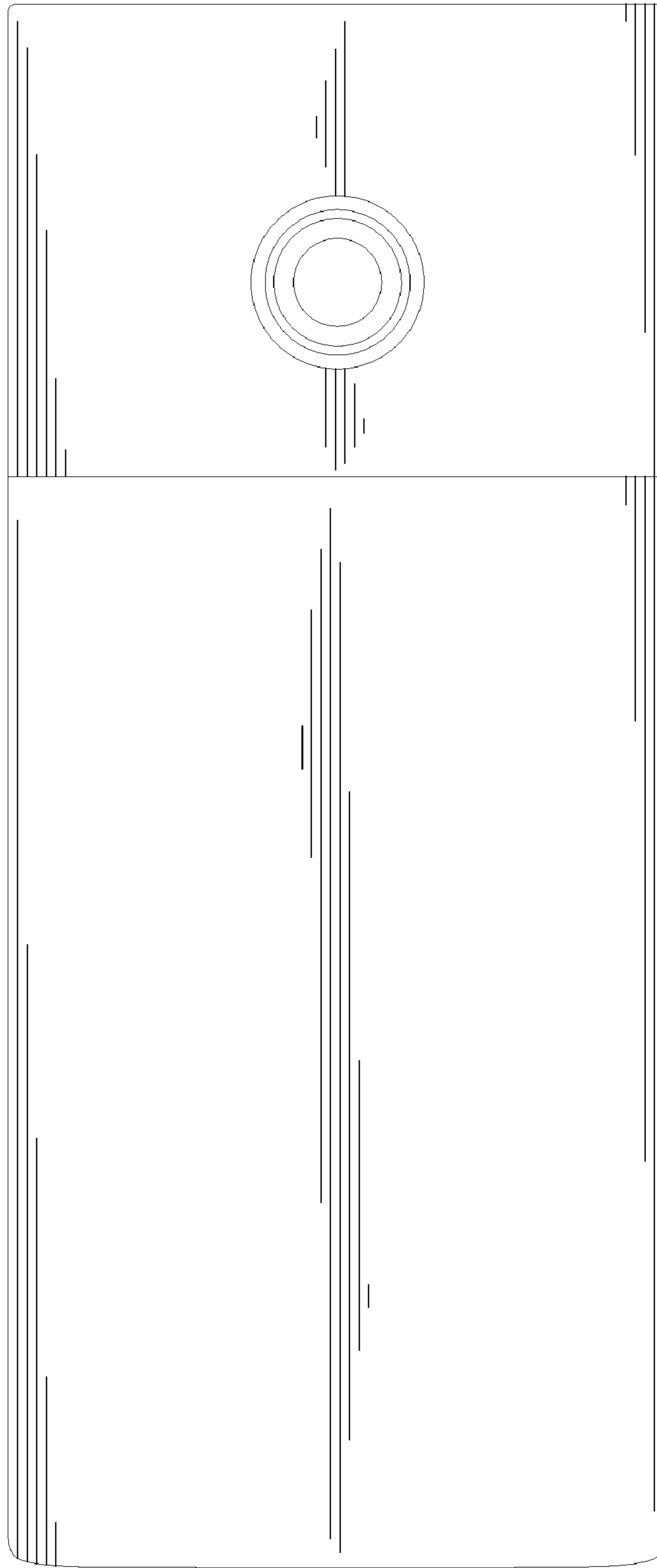


FIG. 3

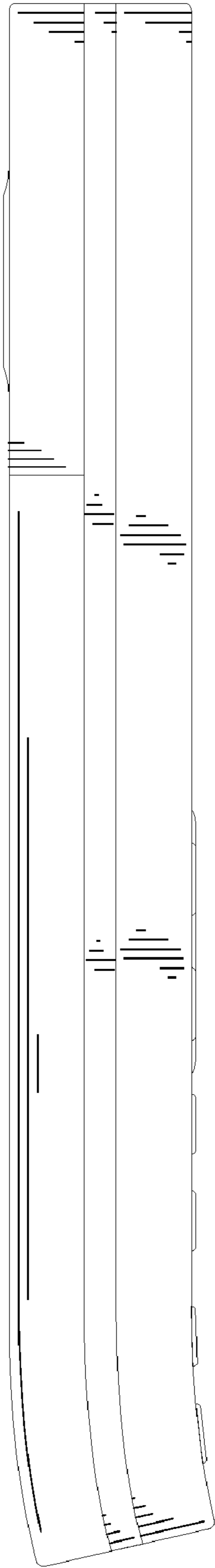


FIG. 4

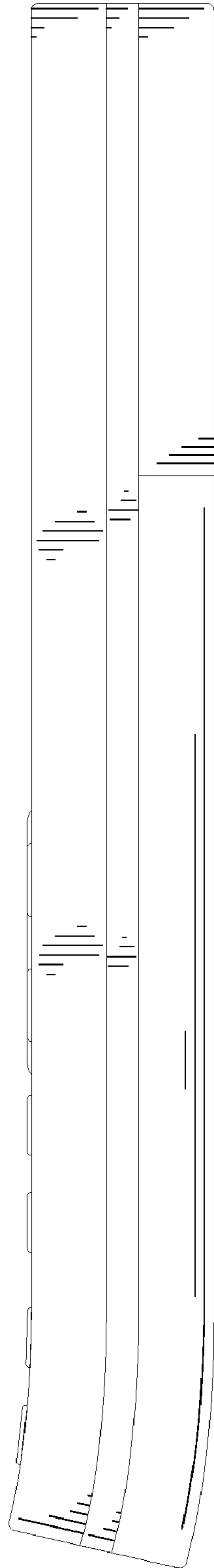


FIG. 5

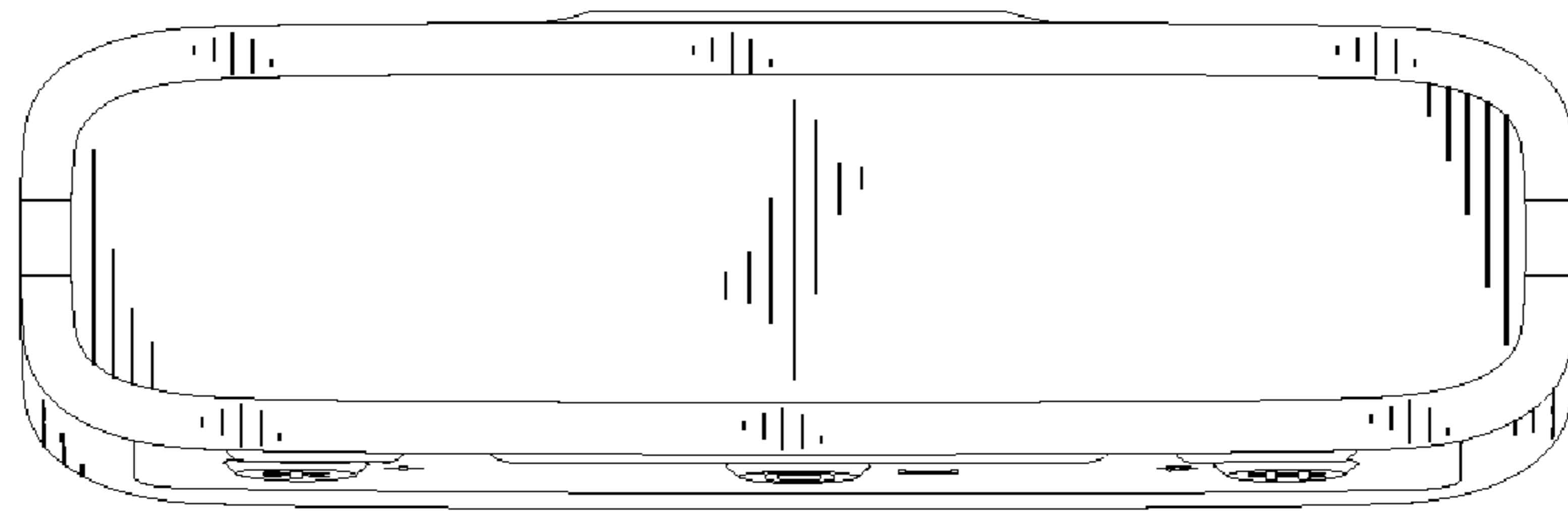


FIG. 6

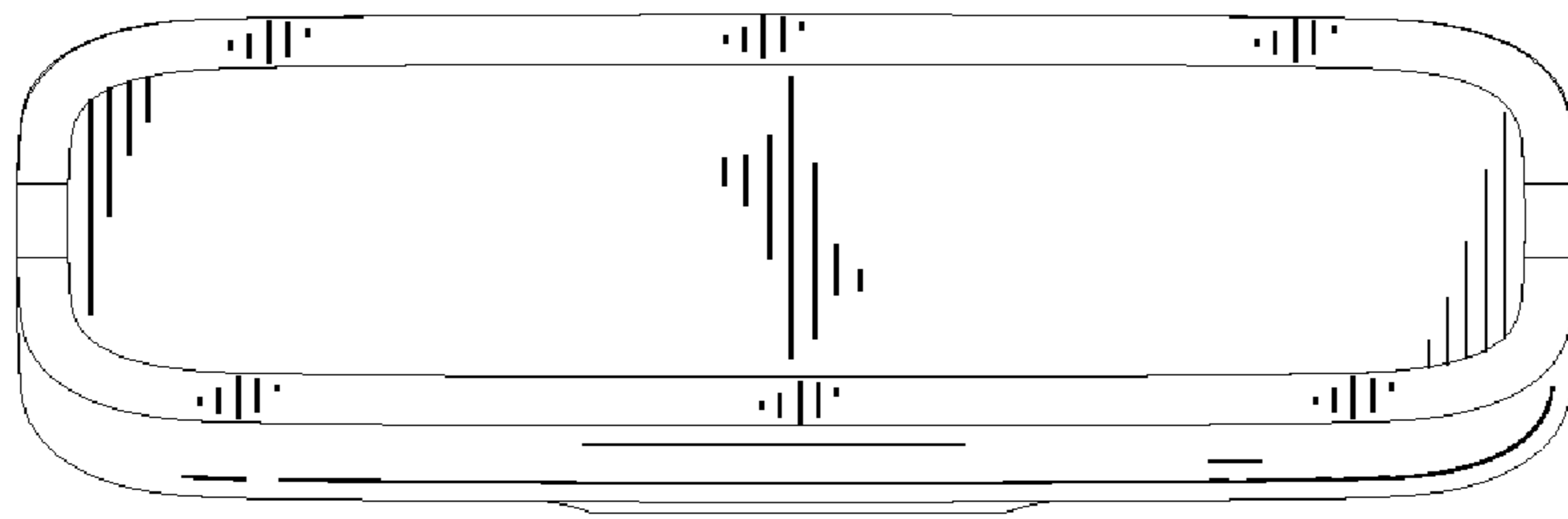


FIG. 7