



US00D582312S

(12) **United States Design Patent**  
**Zheng**

(10) **Patent No.:** **US D582,312 S**  
(45) **Date of Patent:** **\*\* Dec. 9, 2008**

(54) **AUTOMOBILE**

D564,412 S \* 3/2008 Suga et al. .... D12/91

(75) Inventor: **Chunhong Zheng**, Baoding (CN)

\* cited by examiner

(73) Assignee: **Great Wall Motor Company Limited**,  
Baoding, Hebei Province (CN)

*Primary Examiner*—Melody N Brown  
(74) *Attorney, Agent, or Firm*—Robert L. Epstein; Epstein  
Drangel Bazerman & James, LLP

(\*\*) Term: **14 Years**

(57) **CLAIM**

(21) Appl. No.: **29/289,967**

The ornamental design for an automobile, substantially as shown and described.

(22) Filed: **Aug. 6, 2007**

(30) **Foreign Application Priority Data**

**DESCRIPTION**

Feb. 7, 2007 (CN) ..... 2007 3 0000993

FIG. 1 is an enlarged front and a side perspective view of an automobile showing my new design;

(51) **LOC (8) Cl.** ..... **12-08**

FIG. 2 is a rear and opposite side perspective view thereof;

(52) **U.S. Cl.** ..... **D12/90**

FIG. 3 is a front elevation view thereof;

(58) **Field of Classification Search** ..... D12/86,  
D12/90–92; 296/185.1

FIG. 4 is a right-side elevation view thereof;

See application file for complete search history.

FIG. 5 is a left-side elevation view thereof;

FIG. 6 is a rear elevation view thereof; and,

(56) **References Cited**

FIG. 7 is a top plan view thereof.

**U.S. PATENT DOCUMENTS**


The bottom view is omitted and forms no part of the claimed design.

D531,087 S \* 10/2006 Newton ..... D12/91

D541,702 S \* 5/2007 D'Aprile et al. .... D12/91

D563,833 S \* 3/2008 Suga et al. .... D12/91

**1 Claim, 7 Drawing Sheets**



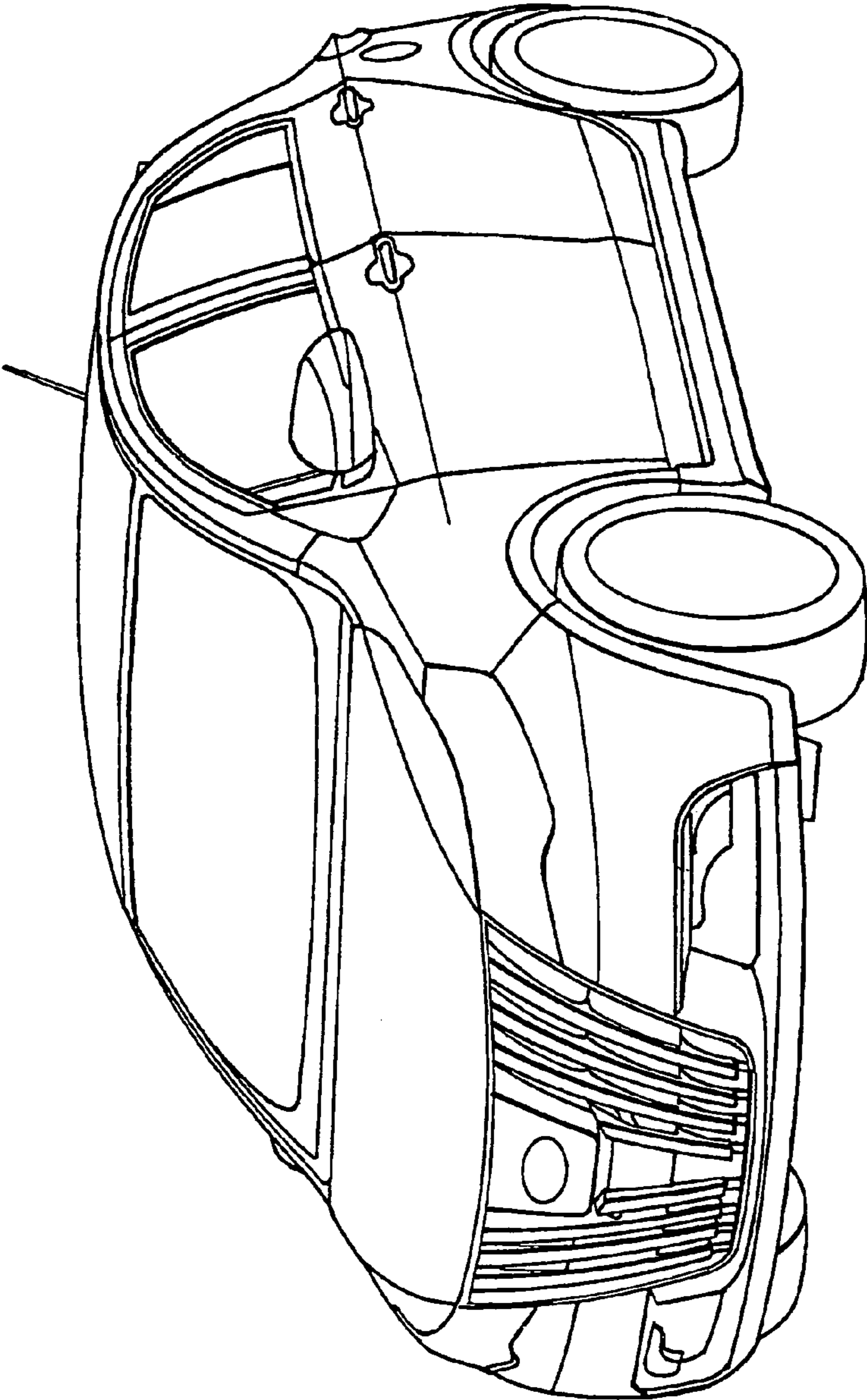


Fig. 1




Fig. 2




Fig. 3




Fig. 4




Fig. 5

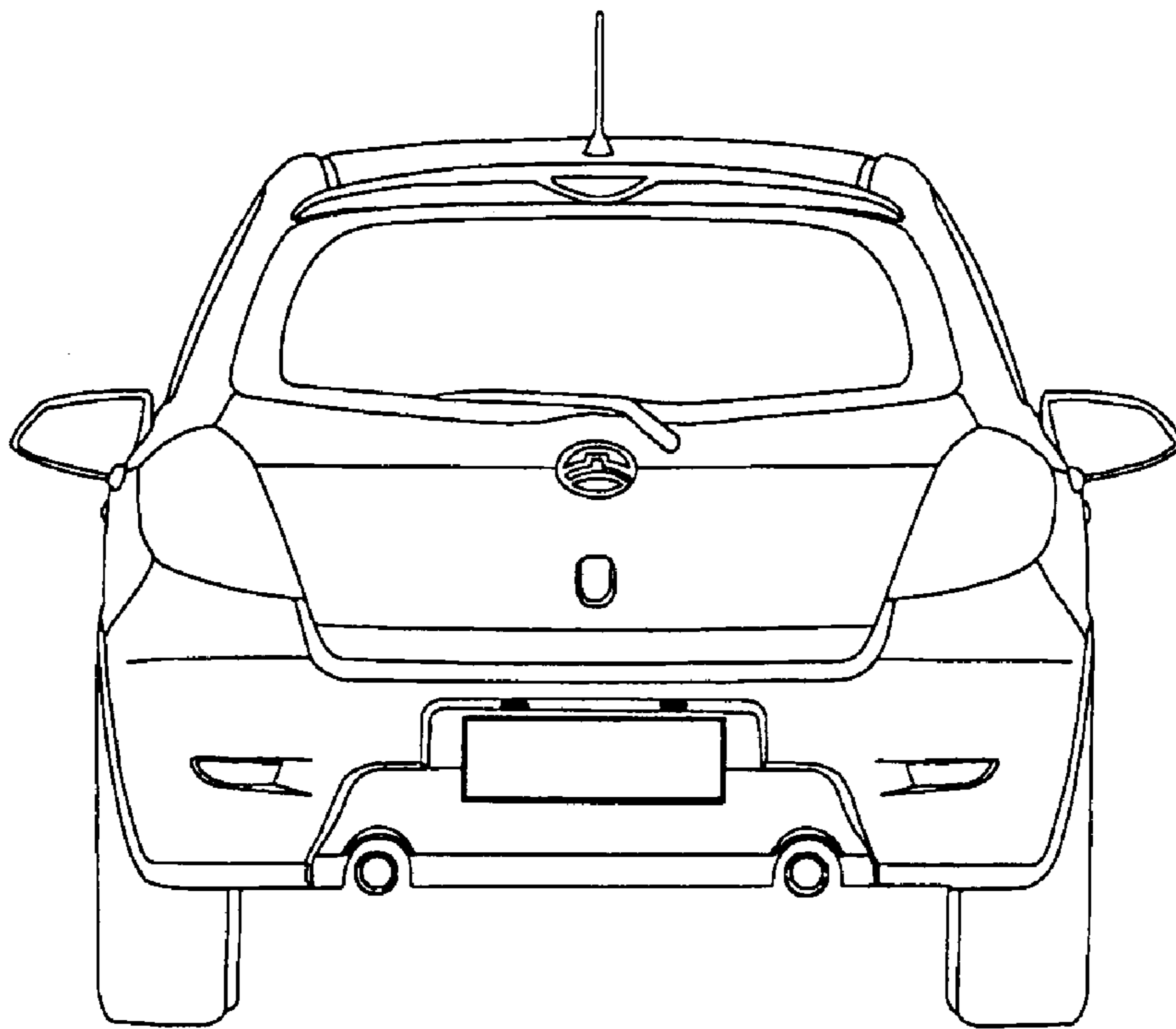


Fig. 6

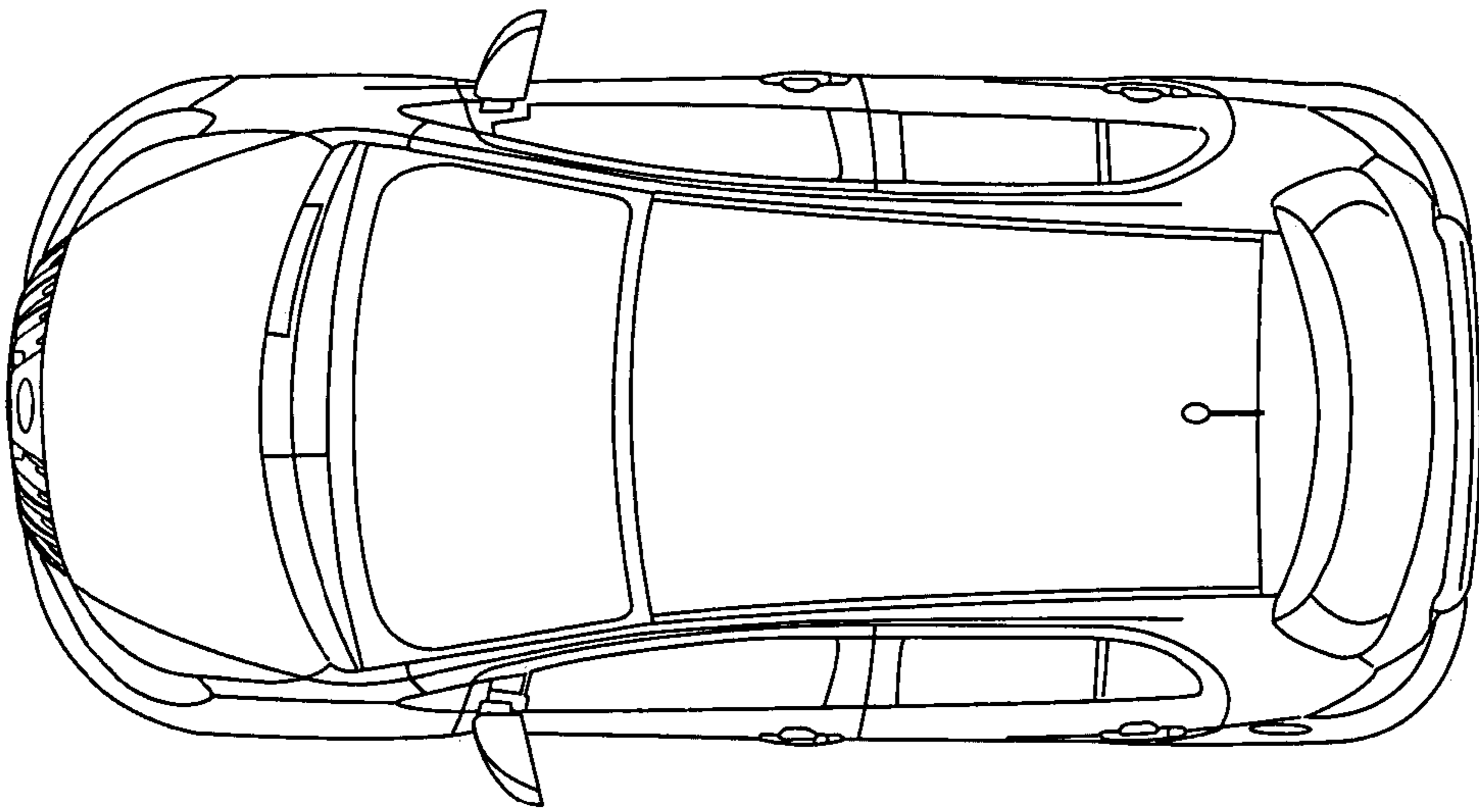


Fig. 7