



US00D582311S

(12) **United States Design Patent**  
**Tal**

(10) **Patent No.:** **US D582,311 S**  
(45) **Date of Patent:** **\*\* Dec. 9, 2008**

(54) **DECORATIVE STATUE**

(76) Inventor: **Itamar Tal**, Moshav, Merhavia, 19105  
(IL)

(\*\*) Term: **14 Years**

(21) Appl. No.: **29/258,855**

(22) Filed: **Apr. 27, 2006**

(30) **Foreign Application Priority Data**

Oct. 31, 2005 (IL) ..... 41553

(51) **LOC (8) Cl.** ..... **11-02**

(52) **U.S. Cl.** ..... **D11/158**

(58) **Field of Classification Search** ..... D11/157,  
D11/158, 159, 160, 163, 164; D21/652,  
D21/610; D8/402

See application file for complete search history.

(56) **References Cited**

**U.S. PATENT DOCUMENTS**

D73,592 S \* 10/1927 Witten ..... D21/652  
D291,337 S \* 8/1987 Reid ..... D21/652  
D295,433 S \* 4/1988 Cornello ..... D21/652  
D311,944 S \* 11/1990 Labas ..... D21/652

D325,516 S \* 4/1992 Dunlop ..... D8/402  
D385,594 S \* 10/1997 Stephensen et al. .... D21/652  
D541,697 S \* 5/2007 Warner ..... D11/158

\* cited by examiner

*Primary Examiner*—Robert M. Spear  
*Assistant Examiner*—George D Kirschbaum  
(74) *Attorney, Agent, or Firm*—Cowan, Liebowitz & Latman,  
PC

(57) **CLAIM**

The ornamental design for a decorative statue, as shown and described.

**DESCRIPTION**

FIG. 1 is a front perspective view of the decorative statue showing my design thereof;

FIG. 2 is a back perspective view thereof;

FIG. 3 is a front view thereof;



FIG. 4 is a back side view thereof;

FIG. 5 is a top view thereof;

FIG. 6 is a detailed view of the head of thereof; and,

FIG. 7 is a detailed view of two legs thereof.

**1 Claim, 7 Drawing Sheets**






FIG. 1




FIG. 2




FIG. 3




FIG. 4

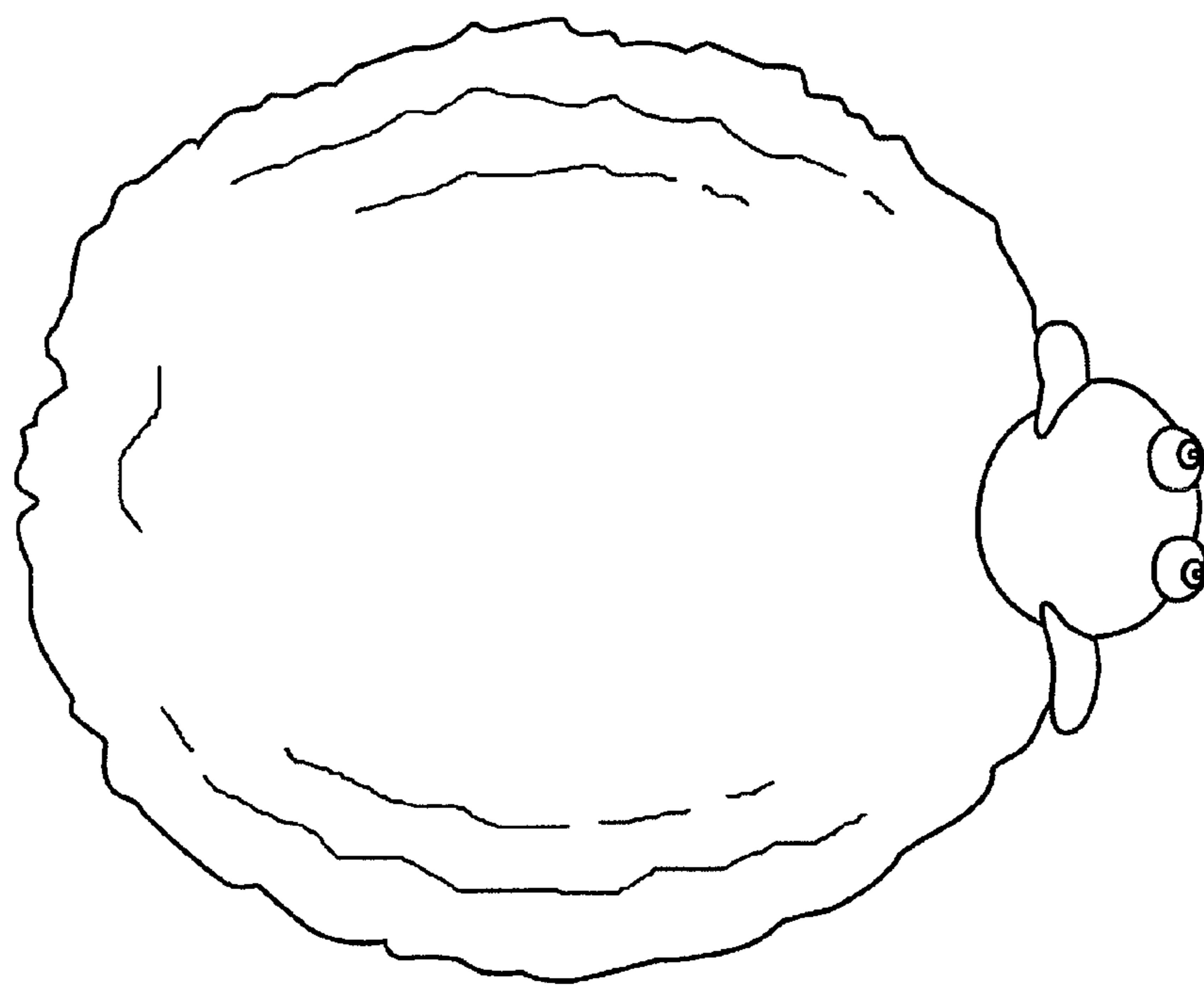


FIG. 5




FIG. 6

FIG. 7

