



US00D582300S

(12) **United States Design Patent**  
**Pepe**

(10) **Patent No.:** **US D582,300 S**

(45) **Date of Patent:** **\*\* Dec. 9, 2008**

(54) **SEWING PATTERN TEMPLATE**

(76) Inventor: **Patricia L. Pepe**, 3425 Stage Springs Rd., Creston, CA (US) 93432

(\*\*) Term: **14 Years**

(21) Appl. No.: **29/303,698**

(22) Filed: **Feb. 14, 2008**

(51) **LOC (8) Cl.** ..... **10-04**

(52) **U.S. Cl.** ..... **D10/64**

(58) **Field of Classification Search** ..... D10/64;  
33/1 B, 12.33, 13, 17 A, 563, 565, 566; 112/475.01  
See application file for complete search history.

(56) **References Cited**

**U.S. PATENT DOCUMENTS**

5,791,062 A	8/1998	Walker	
7,028,412 B2	4/2006	Boomershine	
D532,322 S	11/2006	Repp et al.	
D541,680 S *	5/2007	Pepe	D10/64
D542,163 S *	5/2007	Pepe	D10/64
D549,115 S *	8/2007	Tucker	D10/64
2006/0191150 A1	8/2006	Sikora et al.	

\* cited by examiner

*Primary Examiner*—Antoine D Davis

(74) *Attorney, Agent, or Firm*—Philip A Steiner, Esq.

(57) **CLAIM**

The ornamental design for a sewing pattern template, as shown and described.

**DESCRIPTION**

This application is related to U.S. Design patent application Ser. No. 29/223,424, filed on Feb. 12, 2005, now U.S. Design Pat. No. D541,680, and 29/246,550 filed on Apr. 21, 2006 now U.S. Design Pat. No. D542,163 both to the instant inventor. U.S. Design Pat. Nos. D541,680 and D542,163 are hereby incorporated by reference in their entirety as if fully set forth herein.

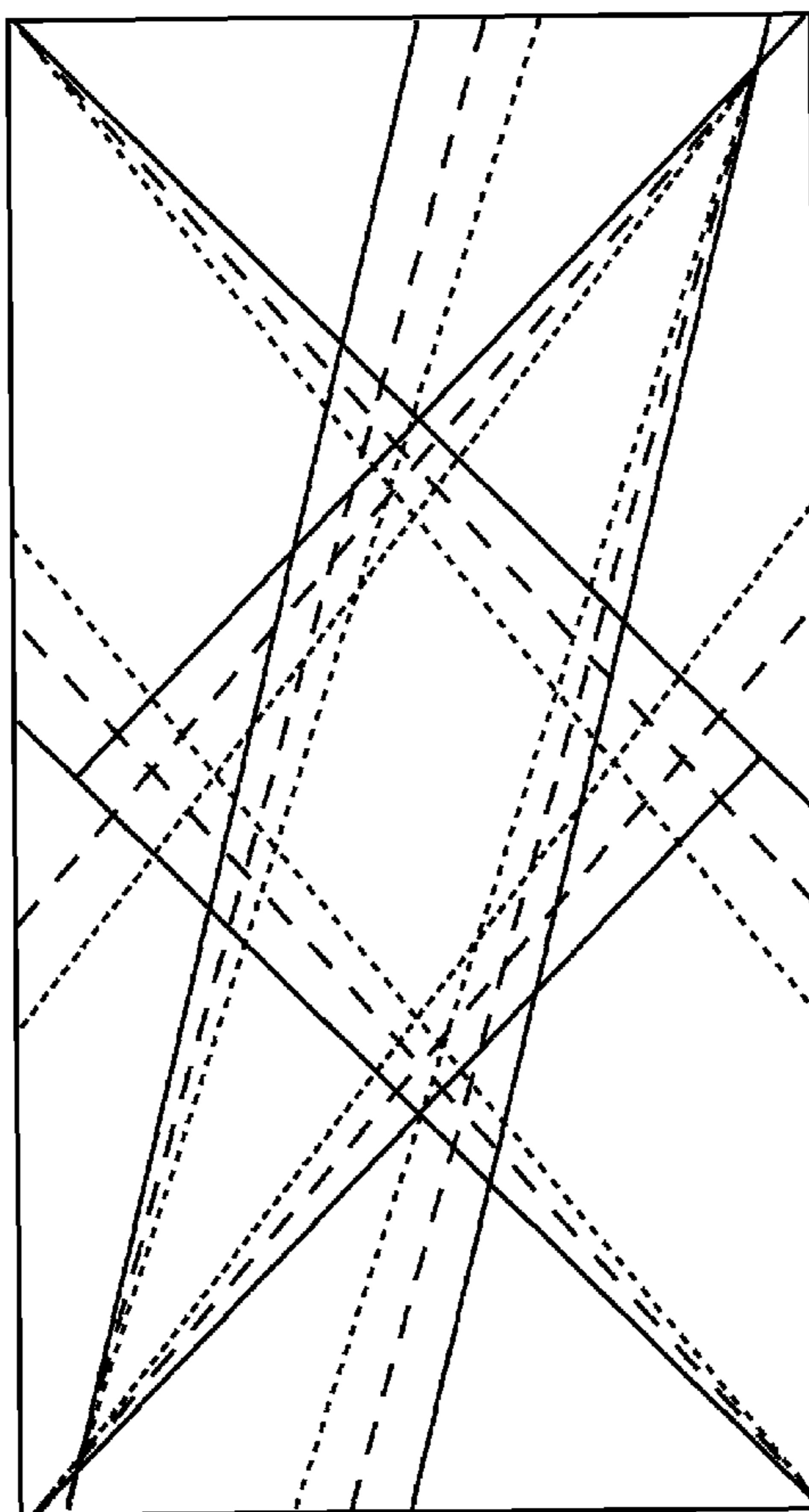
FIG. 1 is a top view showing the design of the sewing pattern template.

FIG. 2 is a perspective view showing the design of the sewing pattern template; and,

FIG. 3 is a side view showing the design of the sewing pattern template.

The broken line showing the differing sewing patterns is included for the purpose of clearly illustrating and completely disclosing all parts of the claimed design.

**1 Claim, 2 Drawing Sheets**



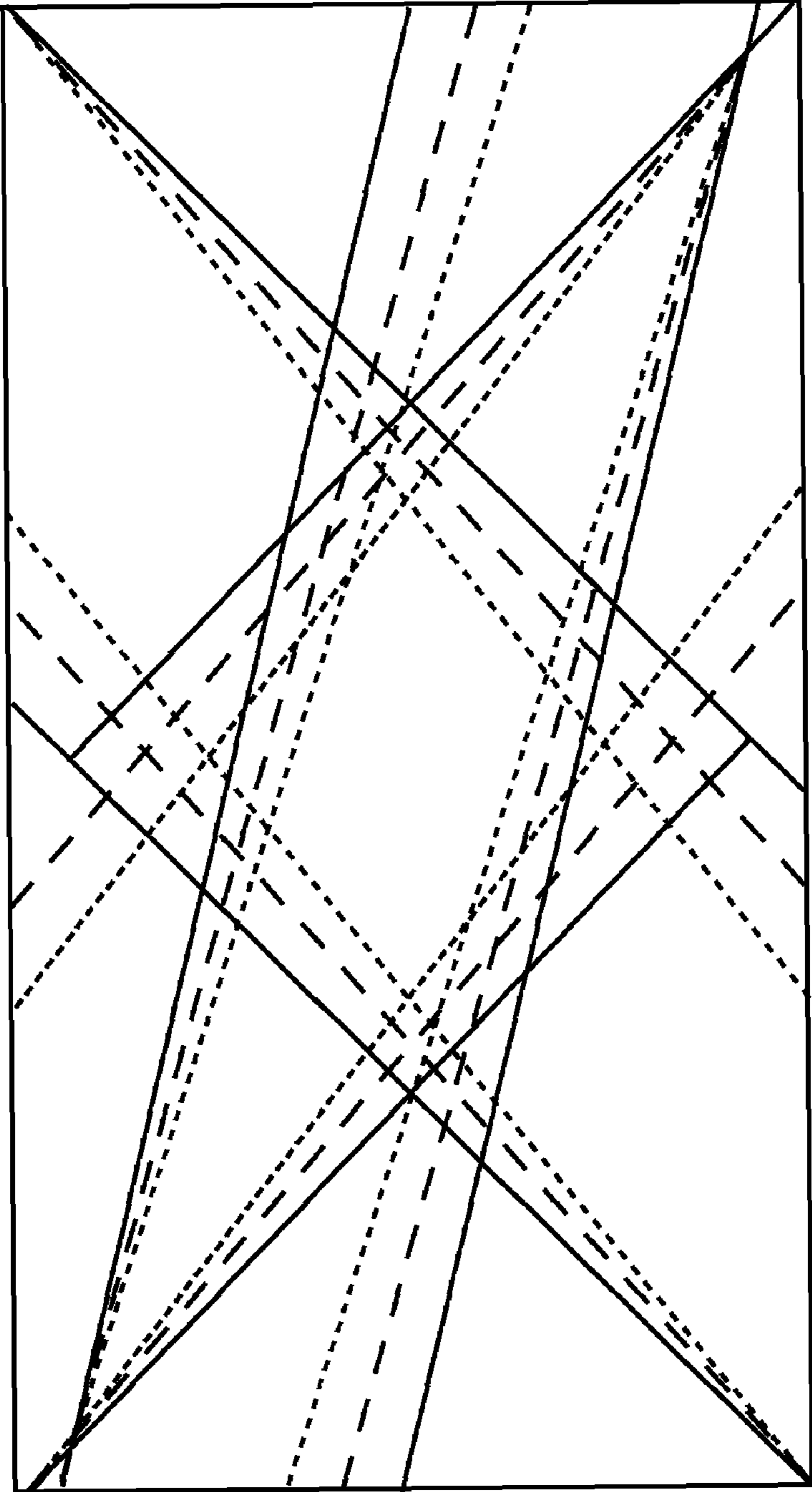


Fig. 1

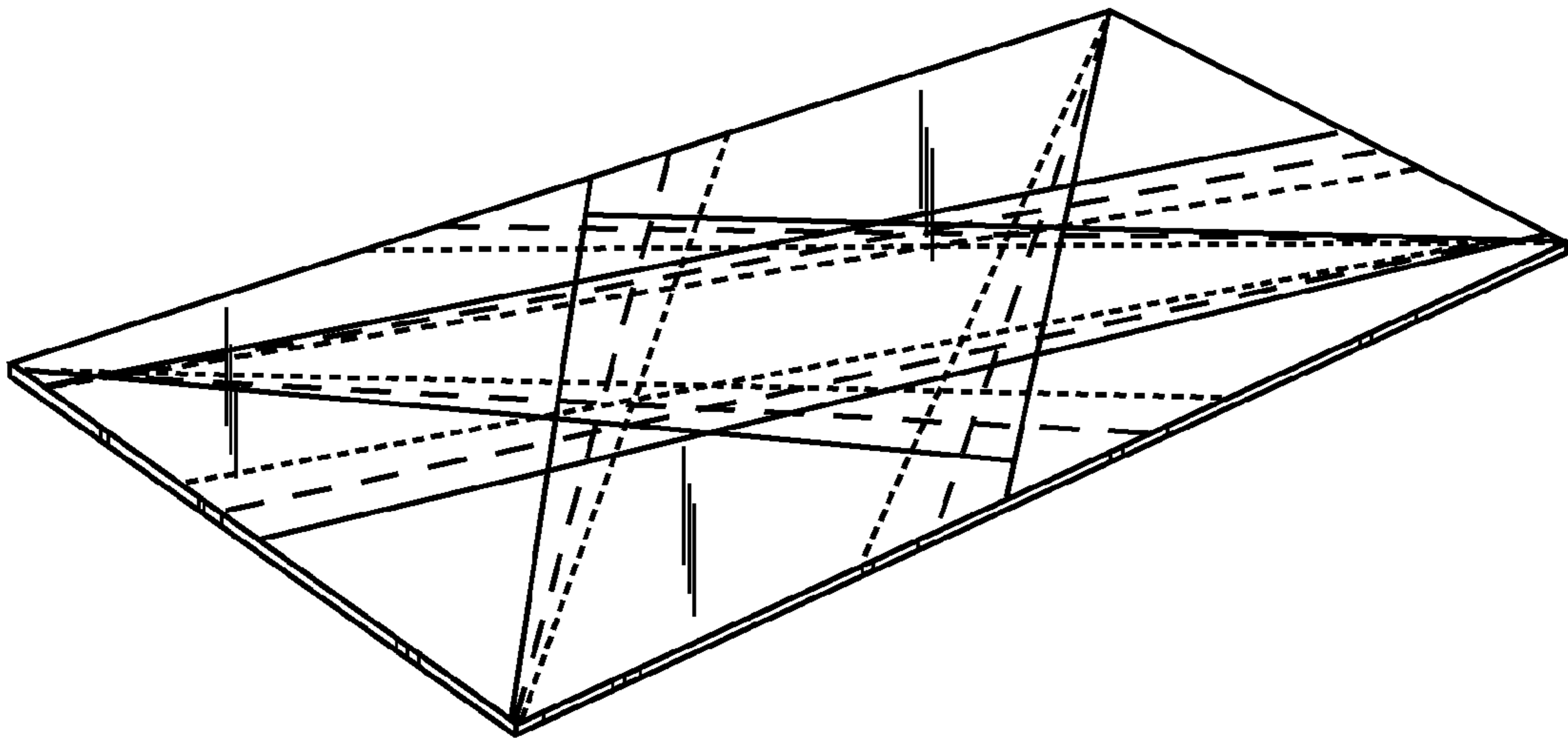


Fig. 2



Fig. 3