



US00D582276S

(12) **United States Design Patent**  
**Hyde et al.**

(10) **Patent No.:** **US D582,276 S**  
(45) **Date of Patent:** **\*\* Dec. 9, 2008**

(54) **NON-HINGED CLOSURE**

(75) Inventors: **Kevin Hyde**, Tervuren (BE); **Chris Forecast**, London (GB); **Craig Glass**, Longon (GB)

(73) Assignee: **The Coca-Cola Company**, Atlanta, GA (US)

(\*\*) Term: **14 Years**

(21) Appl. No.: **29/278,537**

(22) Filed: **Apr. 2, 2007**

(51) **LOC (8) Cl.** ..... **09-07**

(52) **U.S. Cl.** ..... **D9/453; D9/454**

(58) **Field of Classification Search** ..... D9/733,  
D9/726, 529, 501, 503, 454, 450, 449, 447,  
D9/440, 435; D28/7; D24/224; 222/566,  
222/562, 255, 254.1; 220/288, 259.3, 257.1,  
220/256.1, 254.1, 212; 215/252  
See application file for complete search history.

(56) **References Cited**

**U.S. PATENT DOCUMENTS**

- D123,467 S \* 11/1940 Reinfeld ..... D9/449
- 3,207,375 A \* 9/1965 Bereziat et al. .... 222/562
- D319,981 S \* 9/1991 Sledge ..... D9/447
- D381,741 S \* 7/1997 Johnson ..... D9/447
- D398,851 S \* 9/1998 Gaiser et al. .... D9/447
- 5,975,369 A \* 11/1999 Yurkewicz et al. .... 220/257.1

- D419,447 S \* 1/2000 Molloy ..... D9/449
- D435,445 S \* 12/2000 Arai et al. .... D9/447
- D448,667 S \* 10/2001 Warner et al. .... D9/449
- 6,321,924 B1 \* 11/2001 Yurkewicz et al. .... 220/257.1
- 7,044,317 B2 \* 5/2006 Smith et al. .... 222/556
- D522,360 S \* 6/2006 Caserta et al. .... D9/447
- D530,611 S \* 10/2006 Nusbaum et al. .... D9/449
- D531,900 S \* 11/2006 Mavin et al. .... D9/447
- D534,801 S \* 1/2007 McMurrey et al. .... D9/448
- 7,210,593 B2 \* 5/2007 Stull et al. .... 215/252
- D556,575 S \* 12/2007 Nusbaum et al. .... D9/449

\* cited by examiner

*Primary Examiner*—Susan Bennett Hattan

(74) *Attorney, Agent, or Firm*—Sutherland Asbill & Brennan LLP

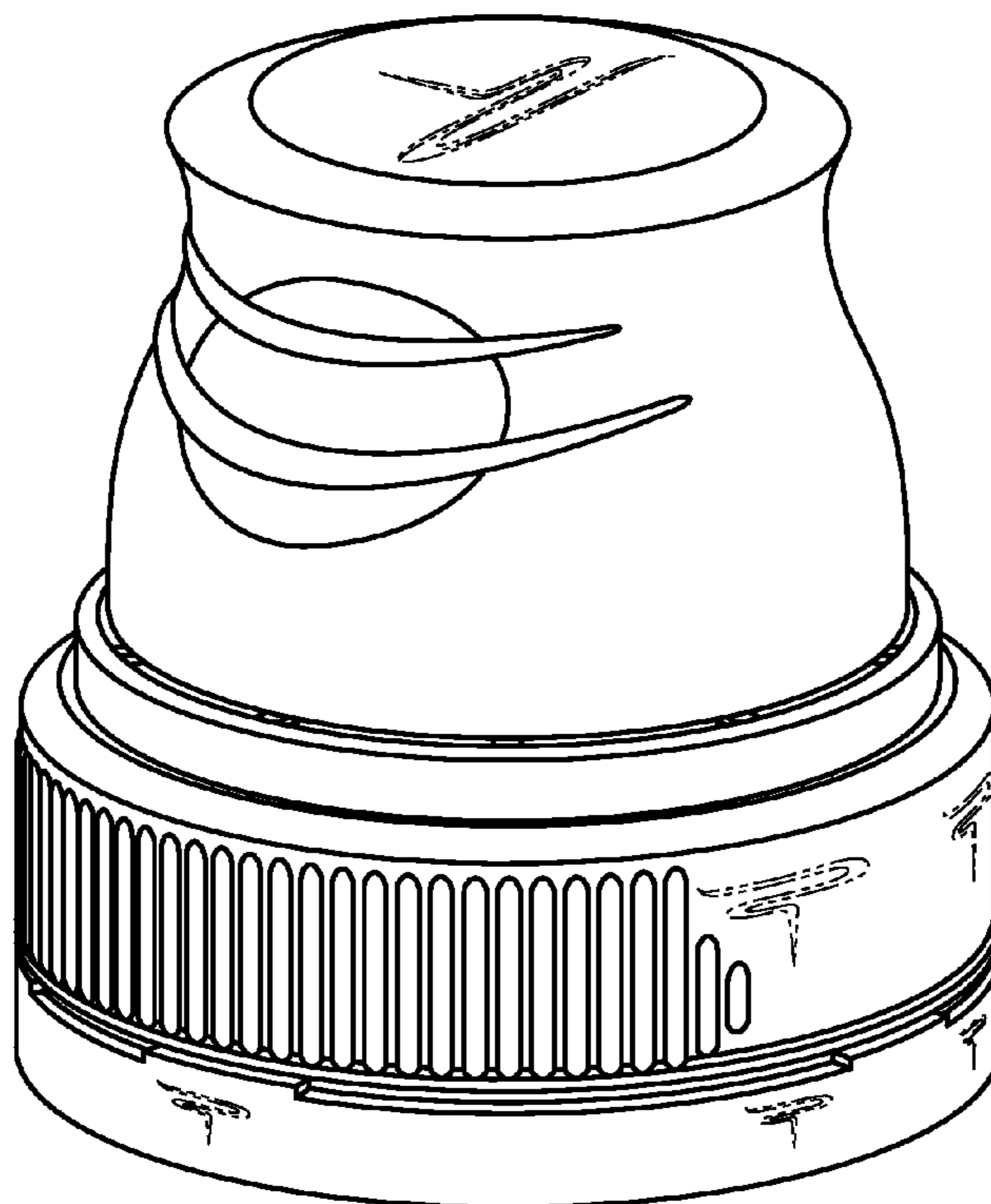
(57) **CLAIM**

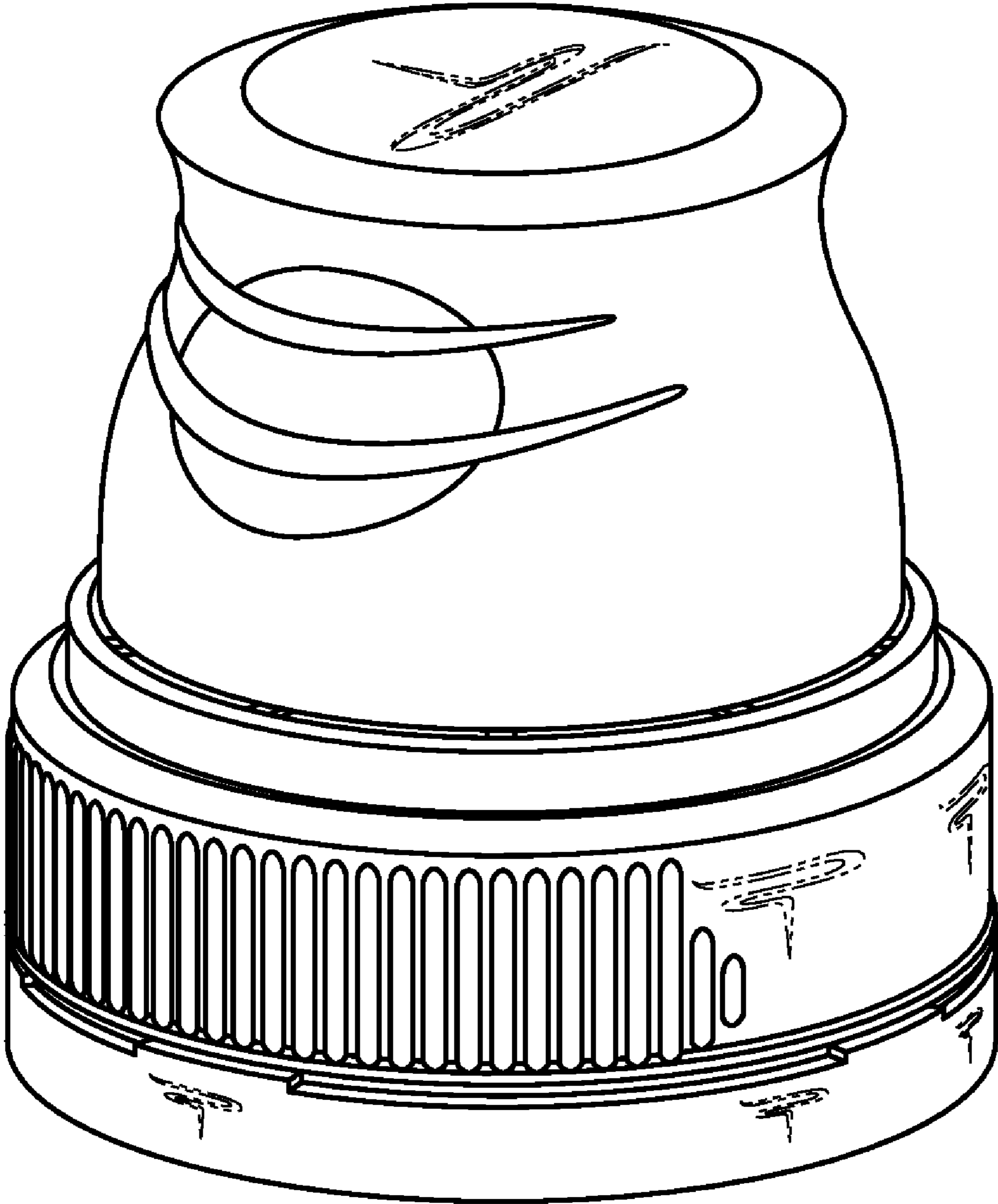
The ornamental design for a non-hinged closure, as shown.

**DESCRIPTION**

FIG. 1 is a perspective view of our new non-hinged closure;  
FIG. 2 is a front view thereof;  
FIG. 3 is a right side view thereof;  
FIG. 4 is a back view thereof;  
FIG. 5 is a right side view thereof;  
FIG. 6 is a top view thereof; and,  
FIG. 7 is a bottom view thereof.

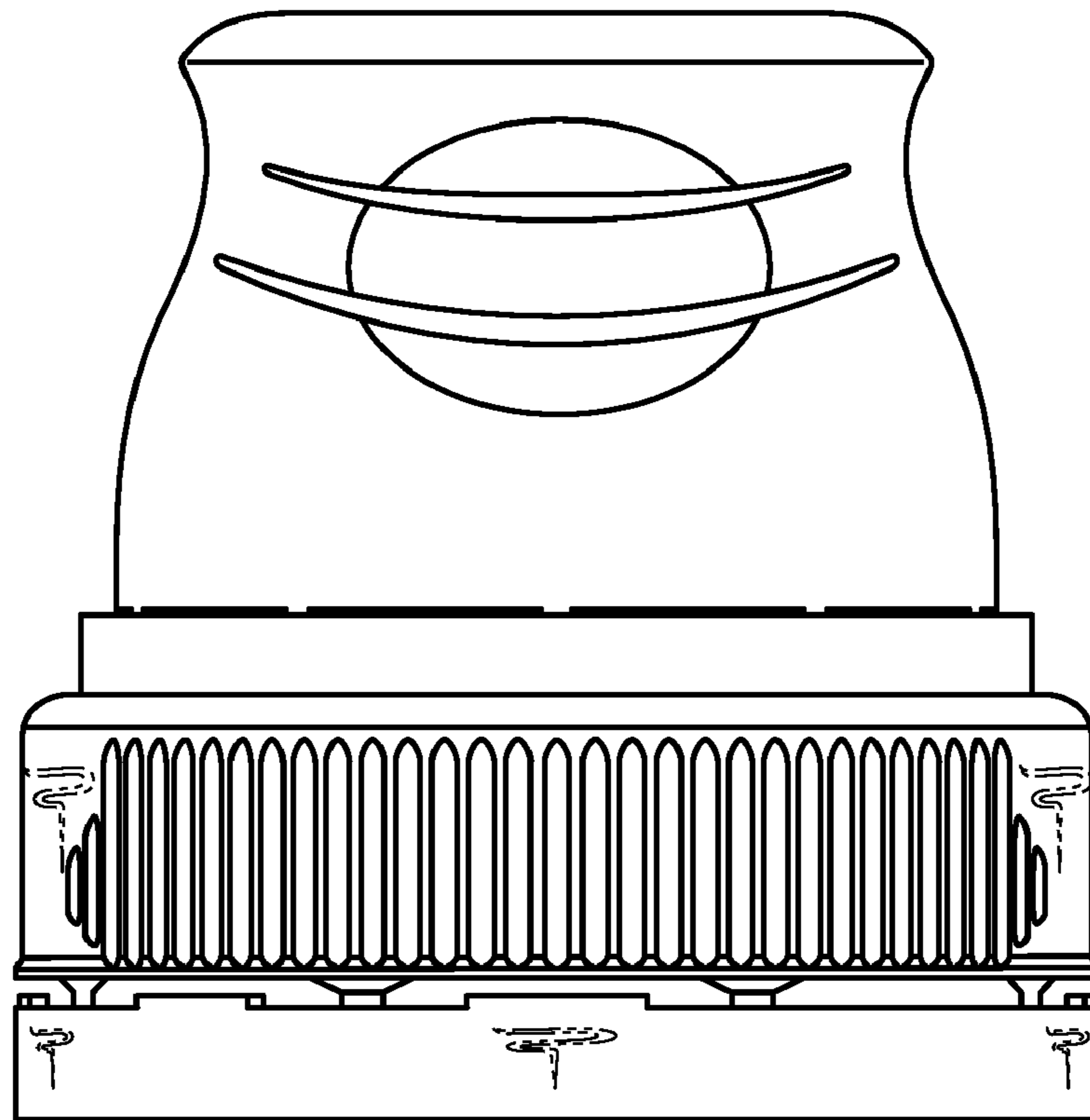
**1 Claim, 4 Drawing Sheets**



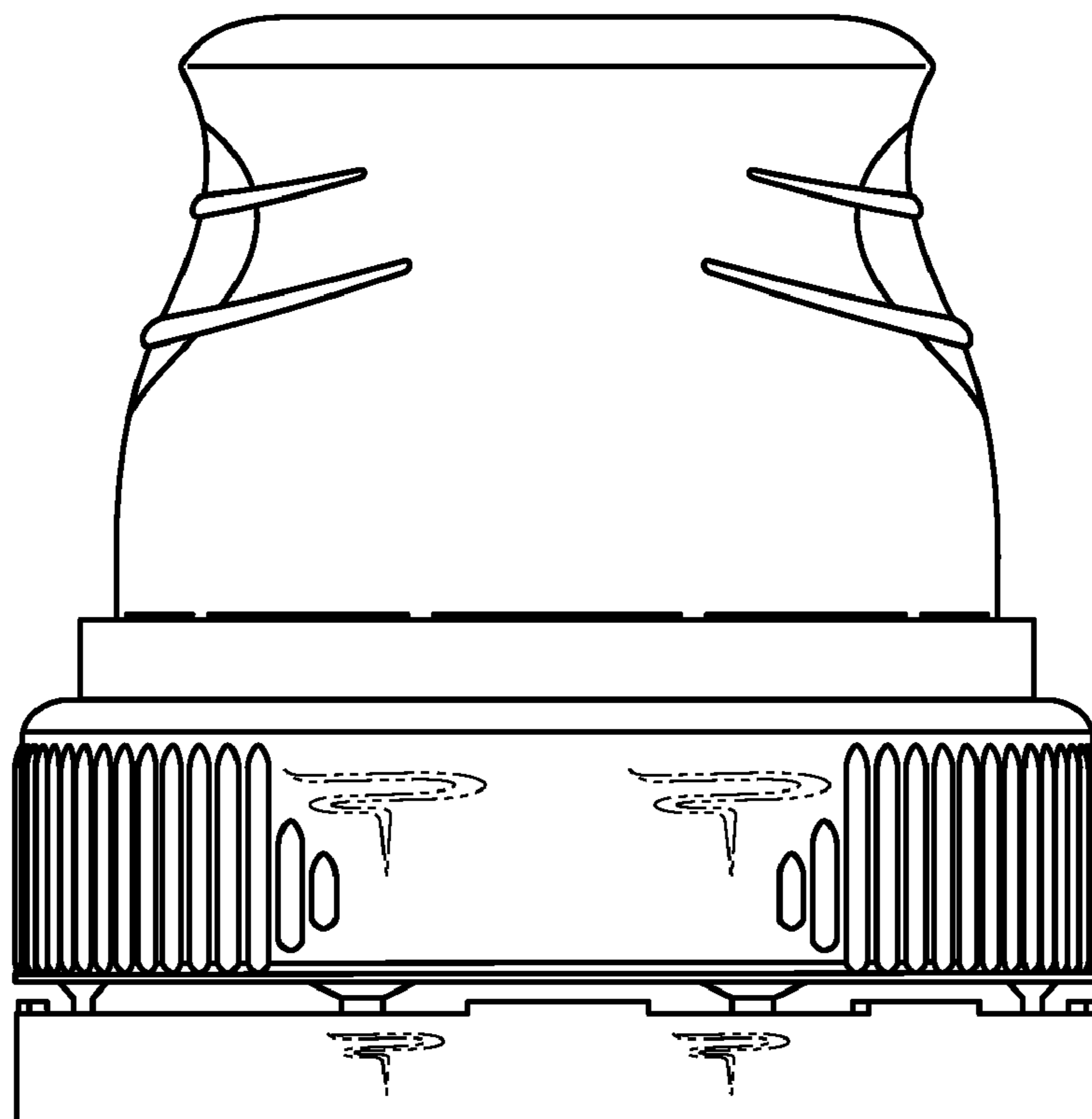


**Fig. 1**

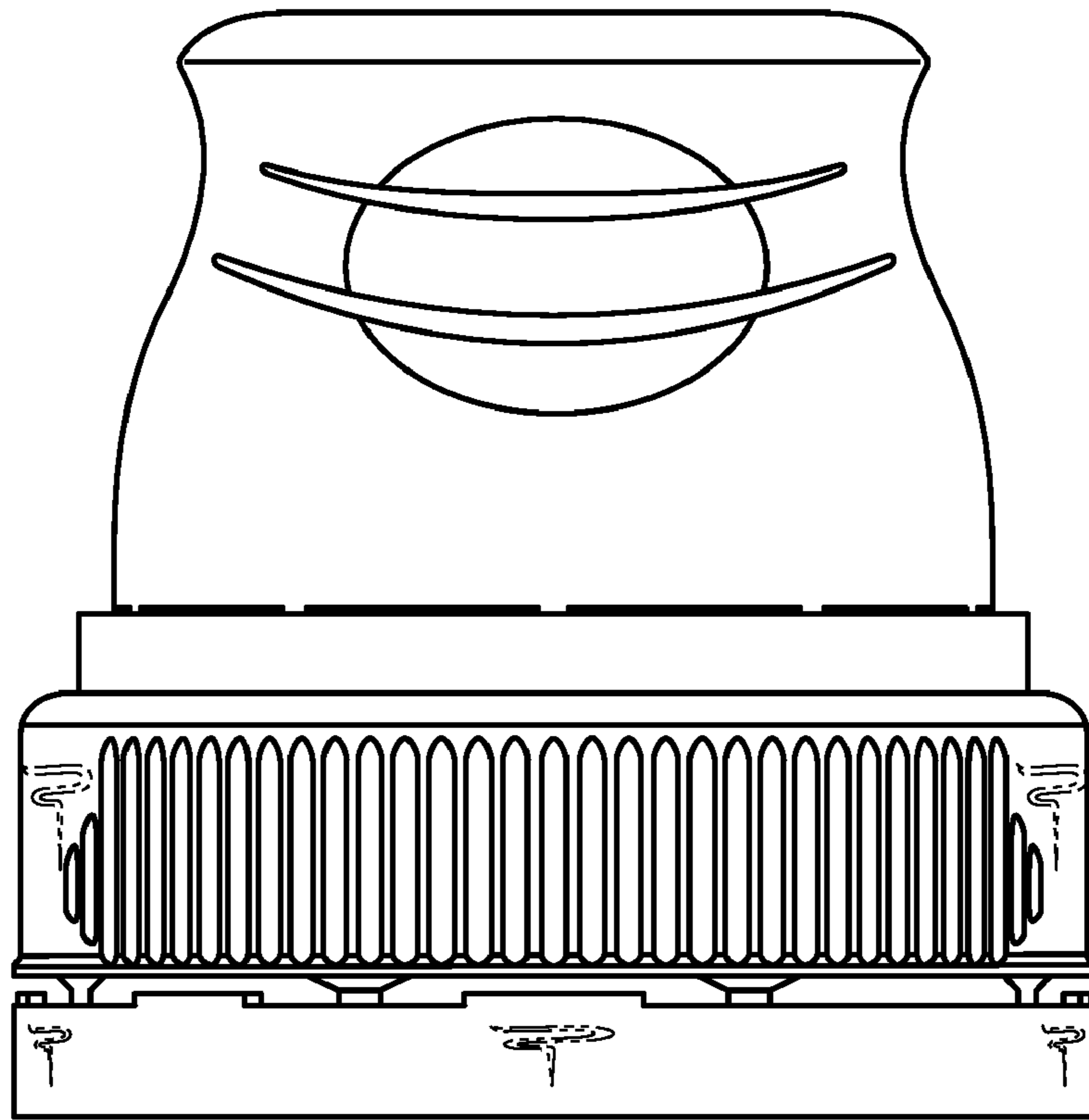
**Fig. 2**



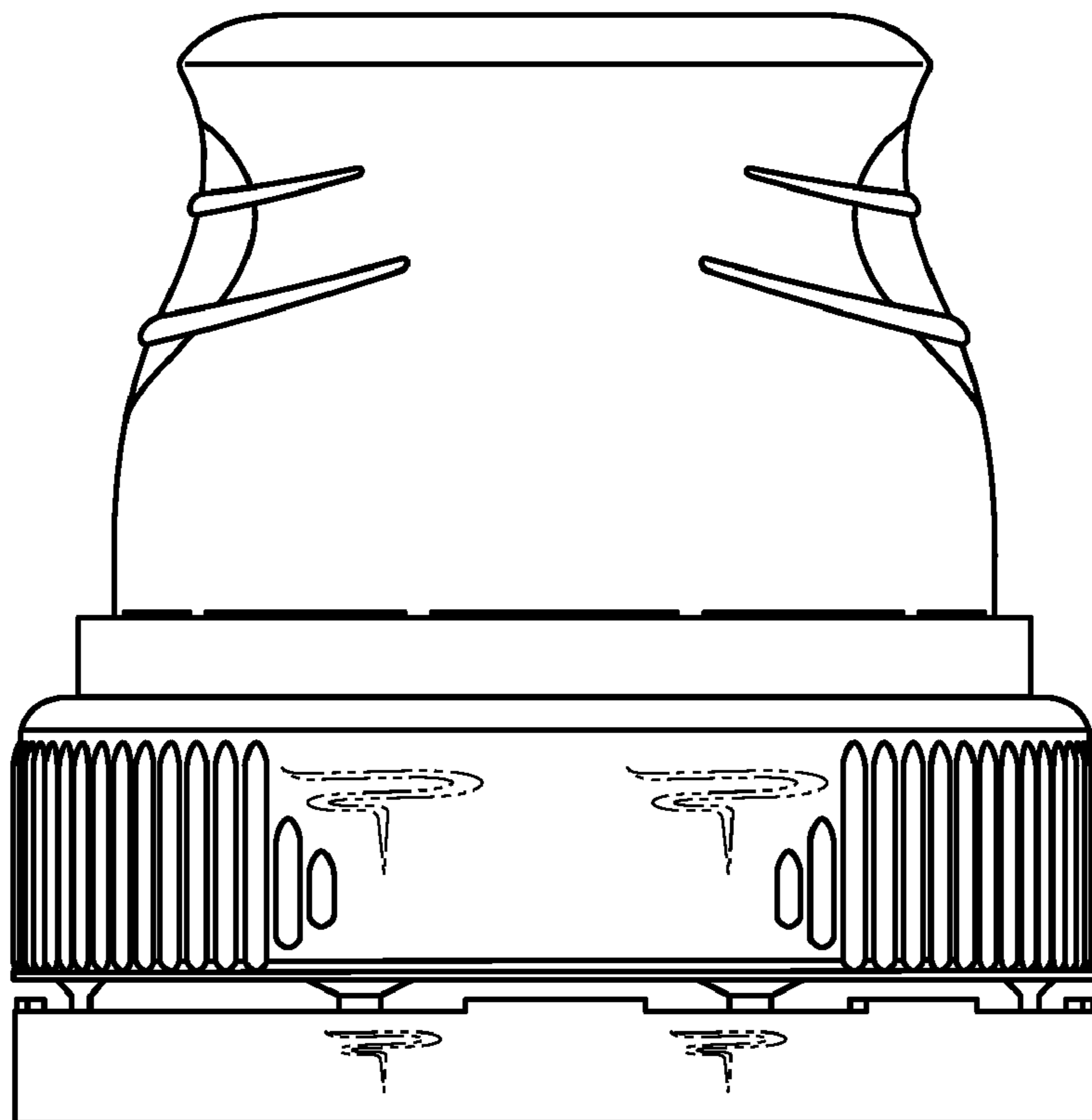
**Fig. 3**



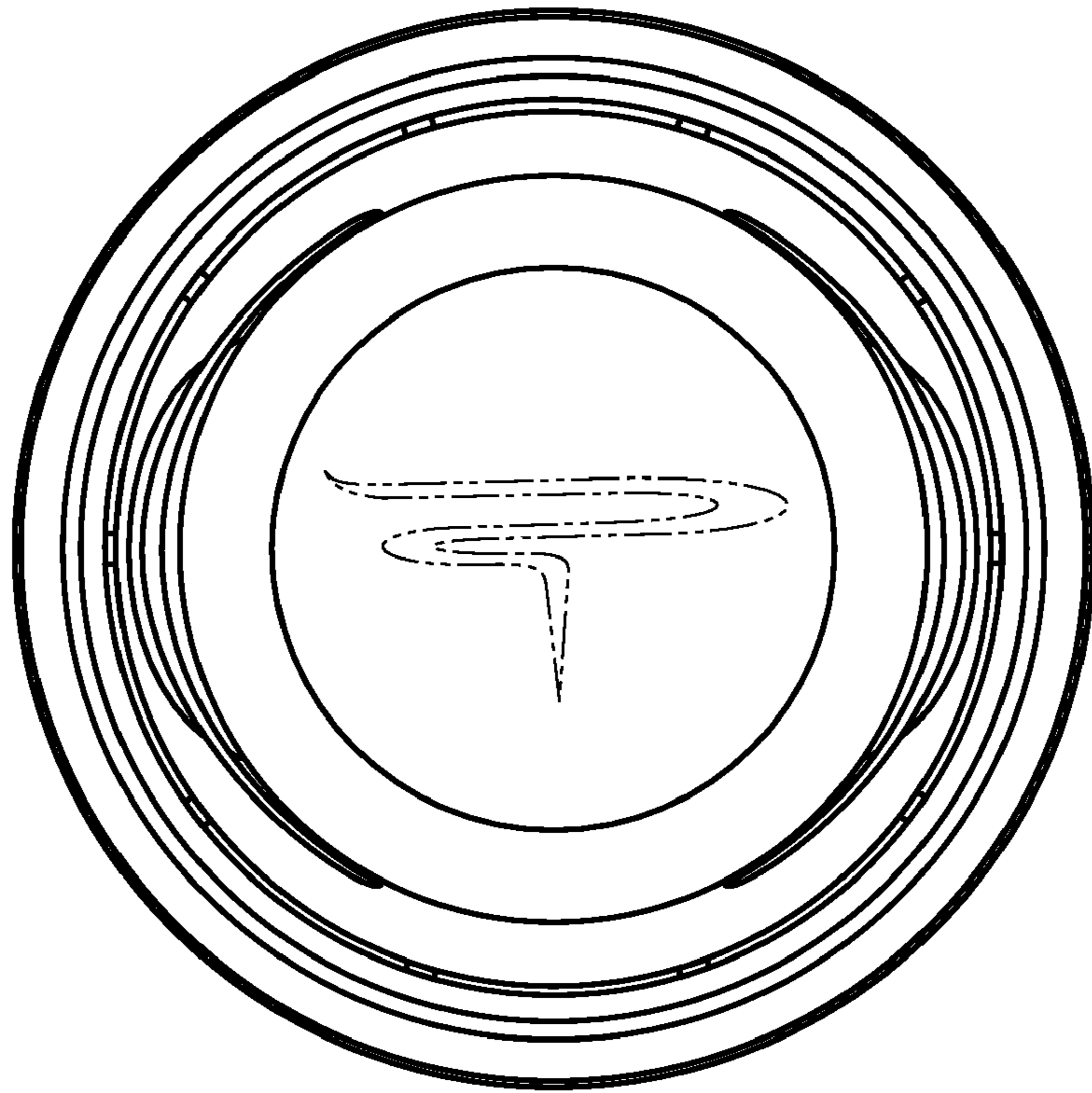
**Fig. 4**



**Fig. 5**



**Fig. 6**



**Fig. 7**

