



US00D582264S

(12) **United States Design Patent**
Snyder

(10) **Patent No.:** **US D582,264 S**

(45) **Date of Patent:** **** Dec. 9, 2008**

(54) **PACKAGING**

(75) **Inventor:** **Tony Snyder**, Le Mont sur Lausanne
(CH)

(73) **Assignee:** **Philip Morris USA Inc.**, Richmond, VA
(US)

(**) **Term:** **14 Years**

(21) **Appl. No.:** **29/274,675**

(22) **Filed:** **May 15, 2007**

(30) **Foreign Application Priority Data**

Nov. 15, 2006 (EM) 000621636-0001

(51) **LOC (8) Cl.** **09-03**

(52) **U.S. Cl.** **D9/423**

(58) **Field of Classification Search** D9/420,
D9/423, 425, 432, 607; 206/242, 245, 265,
206/266, 268, 271, 273; 229/101, 125.21,
229/125.37, 145, 212, 225, 160.1; D27/186,
D27/189

See application file for complete search history.

(56) **References Cited**

U.S. PATENT DOCUMENTS

2,361,597	A *	10/1944	Buttery	229/225
2,874,524	A *	2/1959	Ringler	53/449
3,065,849	A *	11/1962	Rice et al.	206/92
3,874,581	A *	4/1975	Fox et al.	206/268
3,948,389	A *	4/1976	Molins et al.	206/245
3,986,607	A *	10/1976	Focke	206/245
4,114,777	A *	9/1978	Frohling et al.	229/160.1
4,196,842	A *	4/1980	Focke et al.	229/146
4,267,958	A *	5/1981	Focke et al.	229/146
4,303,191	A *	12/1981	Foster et al.	229/145
D273,660	S *	5/1984	Weinberg	D9/721
4,850,482	A *	7/1989	Campbell	206/273
4,852,734	A *	8/1989	Allen et al.	206/273
4,997,082	A *	3/1991	Durocher	206/204
5,158,664	A *	10/1992	Colgan et al.	206/242
5,375,704	A *	12/1994	Focke et al.	206/268
5,533,613	A *	7/1996	Minarelli et al.	206/268

5,921,384	A *	7/1999	Focke et al.	206/268
6,199,688	B1 *	3/2001	Focke	206/268
6,334,532	B1 *	1/2002	Tambo et al.	206/268
D462,139	S *	8/2002	Sagmeister et al.	D27/189
6,474,469	B1 *	11/2002	Luton et al.	206/268
6,478,149	B1 *	11/2002	Parker	206/273

(Continued)

FOREIGN PATENT DOCUMENTS

DM	054188	*	12/2000
DM	057418	*	5/2001
GB	2072494	*	8/1998
GB	2103810	*	8/2001
JP	D1171597		7/1989
JP	D1080037		7/2000
TW	D108019		9/1993
TW	418041		1/2001

Primary Examiner—Daniel D Bui

Assistant Examiner—Thomas J Johannes

(74) *Attorney, Agent, or Firm*—Buchanan Ingersoll & Rooney PC

(57) **CLAIM**

The ornamental design for a packaging, as shown and described.

DESCRIPTION

FIG. 1 is a front, right side and top perspective view of a packaging showing my new design in a closed position, the other side being a mirror image thereof.

FIG. 2 is a front elevational view thereof.

FIG. 3 is a left side elevational view thereof.

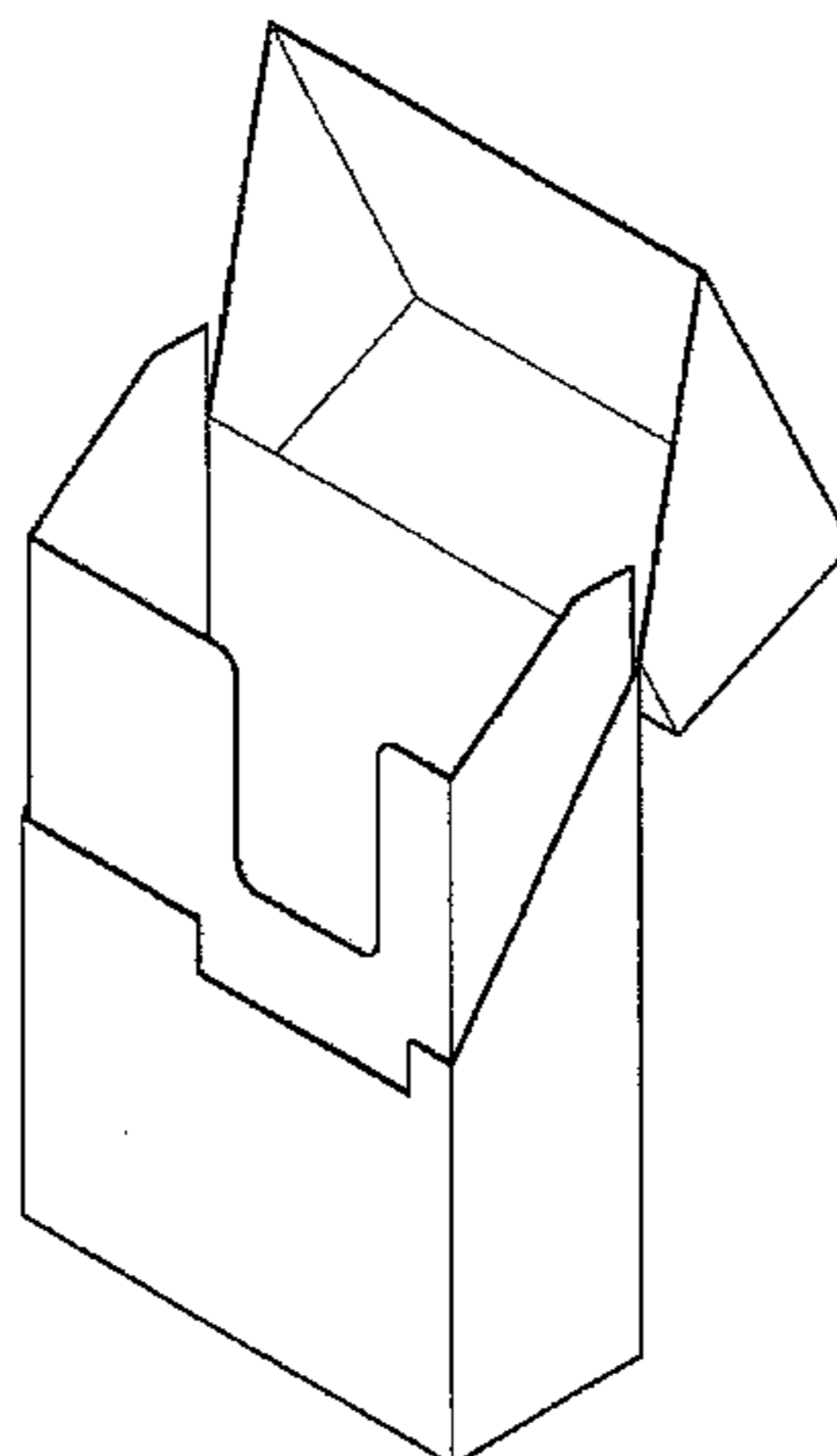
FIG. 4 is a top plan view thereof, the bottom plan being a mirror image thereof.

FIG. 5 is a rear elevational view thereof.

FIG. 6 is a right side elevational view thereof; and,

FIG. 7 is a front, right side and top perspective view thereof in an open position, the other side being a mirror image thereof.

1 Claim, 7 Drawing Sheets



US D582,264 S

Page 2

U.S. PATENT DOCUMENTS

6,505,735	B1 *	1/2003	Parker	206/268	2005/0236283	A1 *	10/2005	Ito	206/271
D480,174	S	9/2003	Draghetti et al.			2005/0252796	A1 *	11/2005	Sendo	206/261
6,612,429	B2 *	9/2003	Dennen	206/268	2006/0021883	A1 *	2/2006	Focke et al.	206/273
D485,939	S	1/2004	Draghetti et al.			2006/0157357	A1 *	7/2006	Serafini et al.	206/268
6,719,131	B1 *	4/2004	Focke et al.	206/268	2006/0226208	A1 *	10/2006	Focke et al.	229/146
7,175,022	B2 *	2/2007	Ito	206/268	2006/0249564	A1 *	11/2006	Dhanda	229/146
D545,493	S *	6/2007	Carter et al.	D27/189	2007/0193892	A1 *	8/2007	Tanbo et al.	206/205
2004/0251148	A1 *	12/2004	Bernhard	206/242	2008/0121538	A1 *	5/2008	Buse	206/268

* cited by examiner

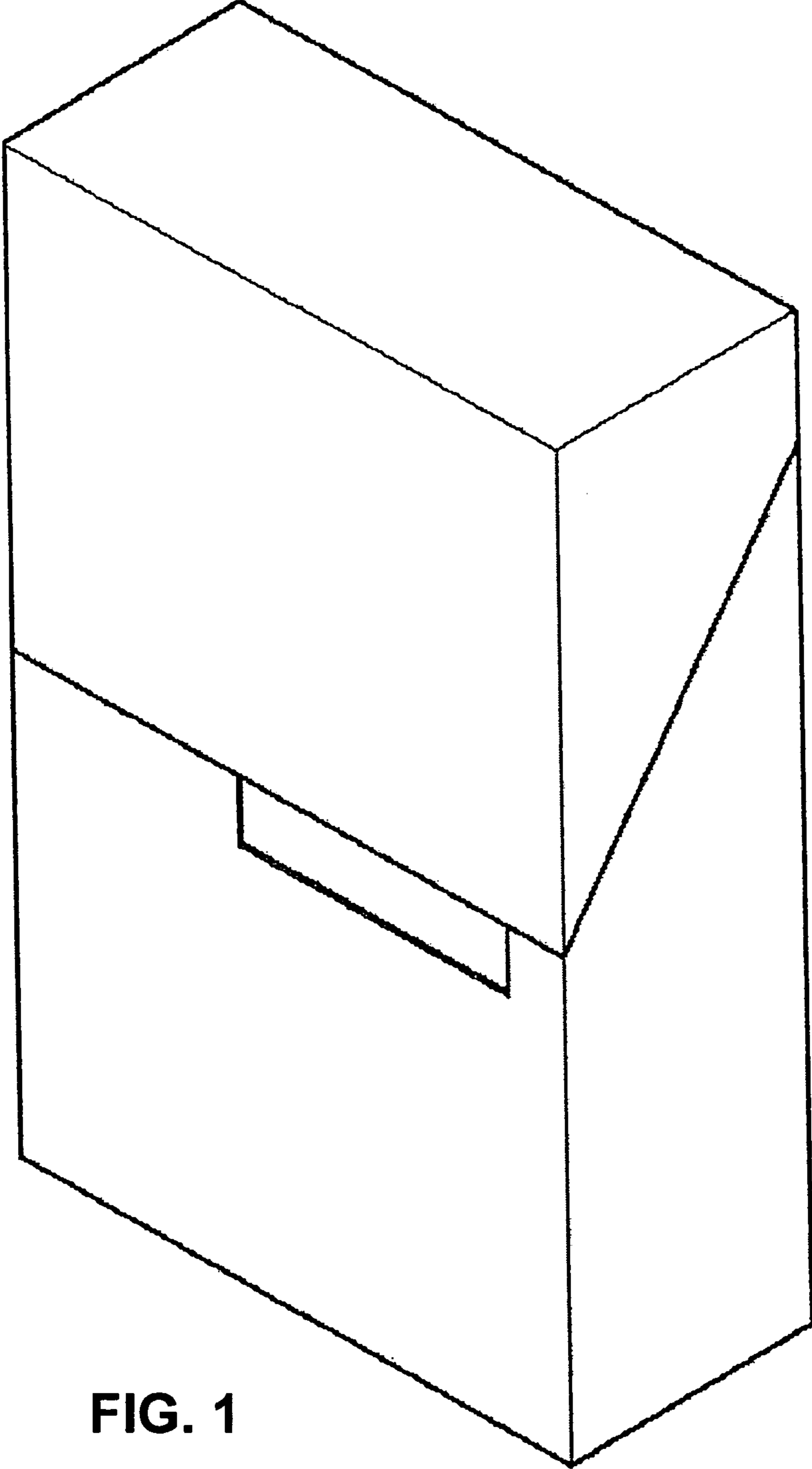


FIG. 1

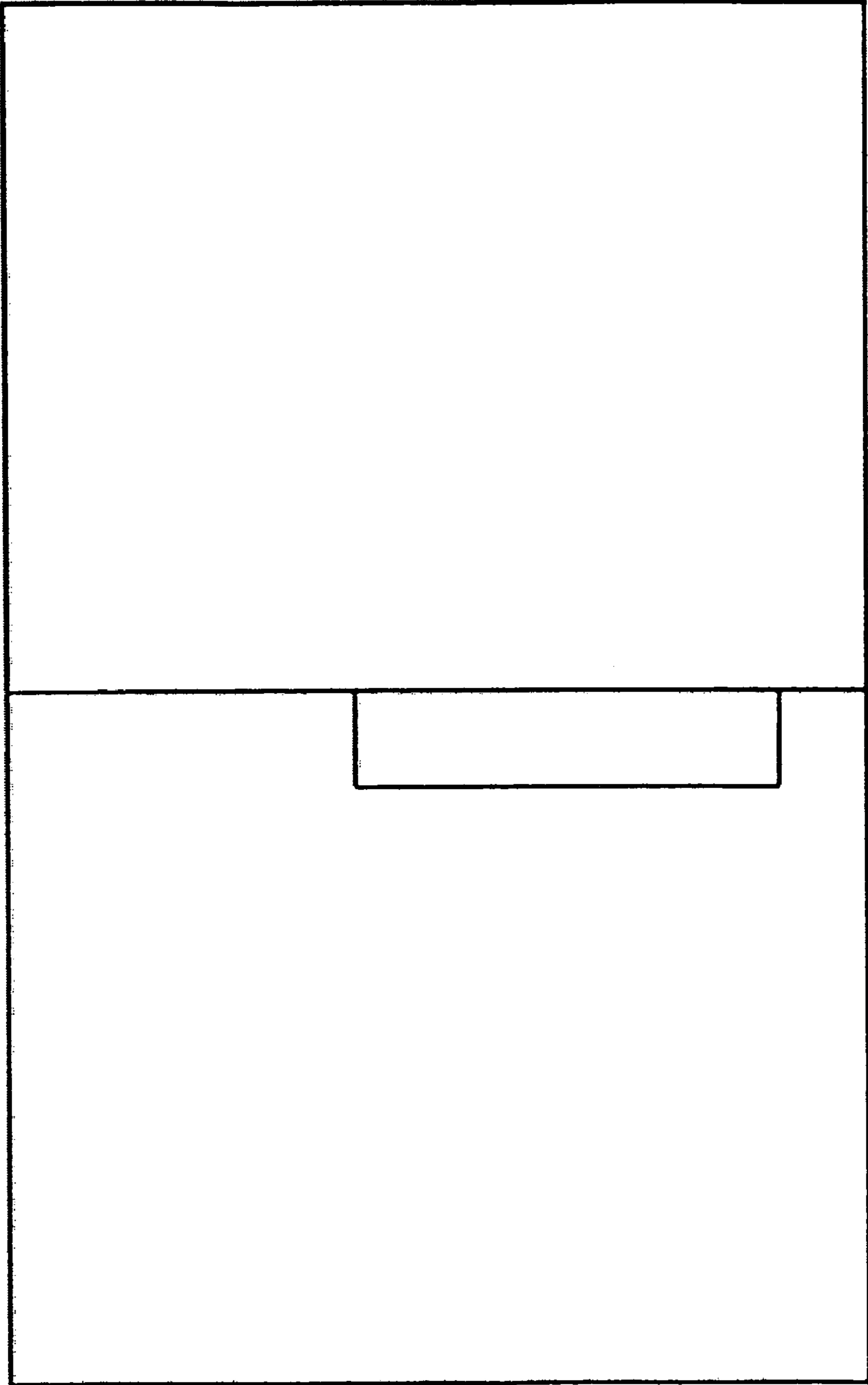


FIG. 2

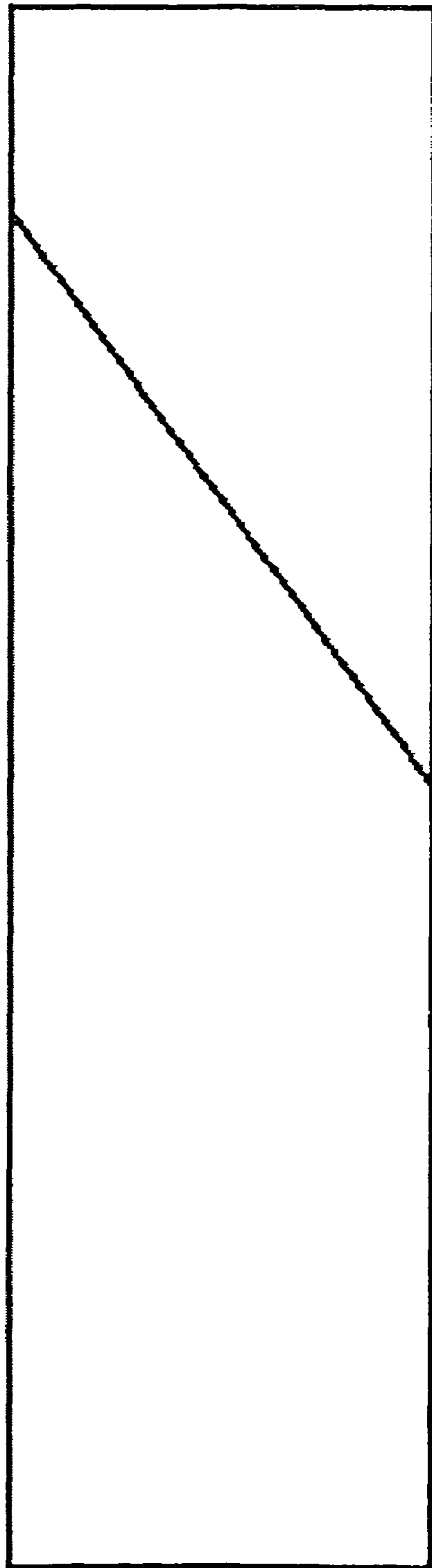


FIG. 3




FIG. 4




FIG. 5

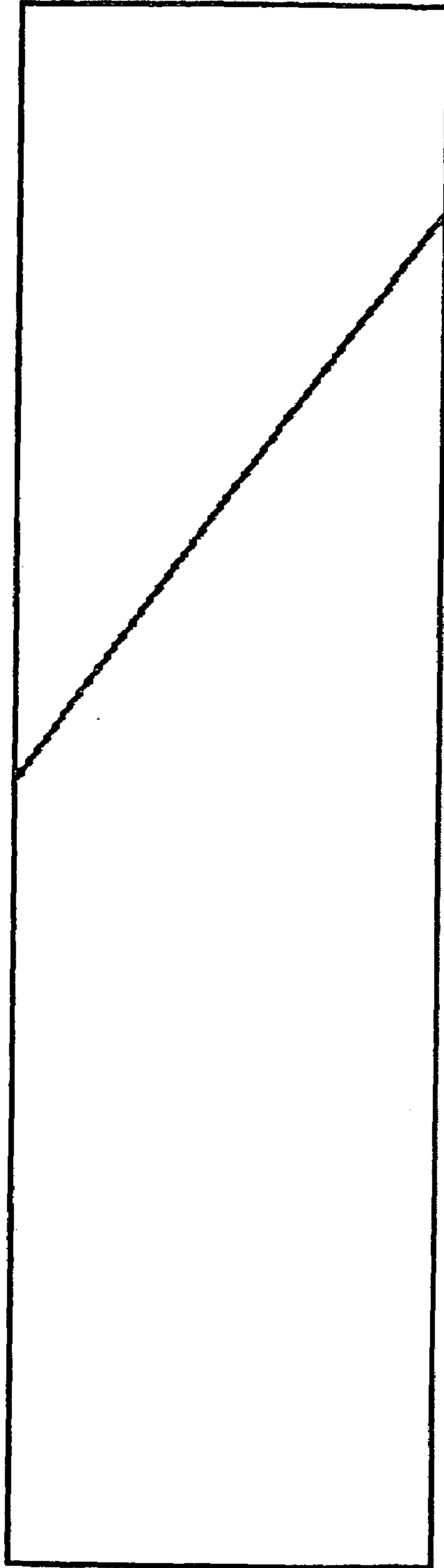


FIG. 6

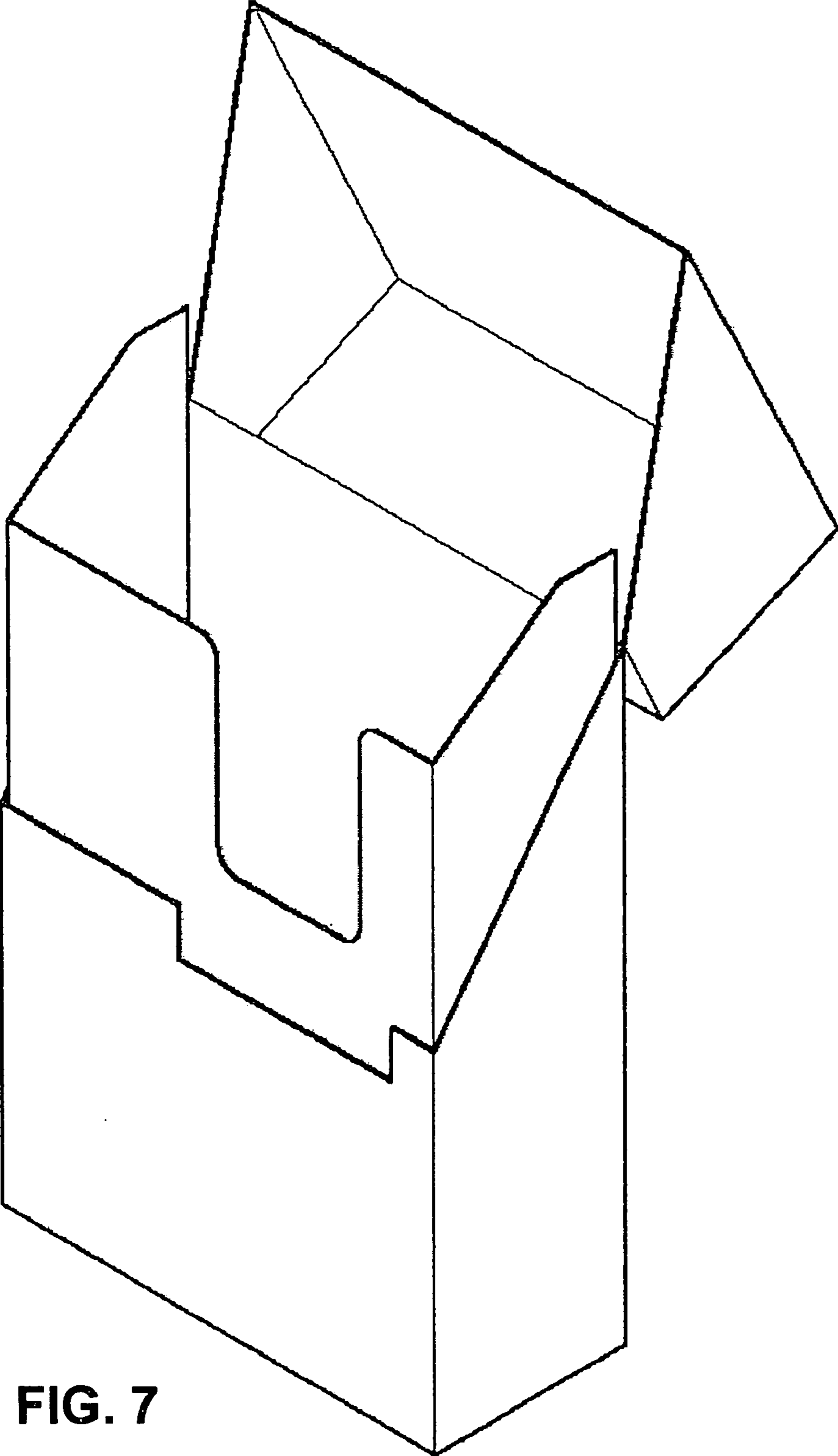


FIG. 7