



US00D582242S

(12) **United States Design Patent**  
**Bryan**

(10) **Patent No.:** **US D582,242 S**

(45) **Date of Patent:** **\*\* Dec. 9, 2008**

(54) **TOOL HANDLE EXTENDER**

7,340,984 B2 \* 3/2008 Hsieh ..... 81/177.85

(76) Inventor: **Timothy A. Bryan**, 724 Sassfras Rd.,  
Bladenboro, NC (US) 28320

\* cited by examiner

*Primary Examiner*—Cathron Brooks

*Assistant Examiner*—Barbara Fox

(\*\*) Term: **14 Years**

(21) Appl. No.: **29/299,880**

(57) **CLAIM**

(22) Filed: **Jan. 7, 2008**

I claim, the ornamental design for the tool handle extender, as shown and described.

(51) **LOC (8) Cl.** ..... **08-05**

(52) **U.S. Cl.** ..... **D8/107**

(58) **Field of Classification Search** ..... D8/107,  
D8/303, 88, 83, 14, 51, 29; 81/177.2, 489,  
81/177.1, 177.3, 177.85; 16/115

See application file for complete search history.

**DESCRIPTION**

FIG. 1 is a front elevational view of the tool handle extender showing my new design;

FIG. 2 is a left-side elevational view of the tool handle extender thereof;

FIG. 3 is right side elevational view of the tool handle extender thereof;

FIG. 4 is a top plan view of the tool handle extender thereof;

FIG. 5 is a bottom plan view of the tool handle extender thereof; and,

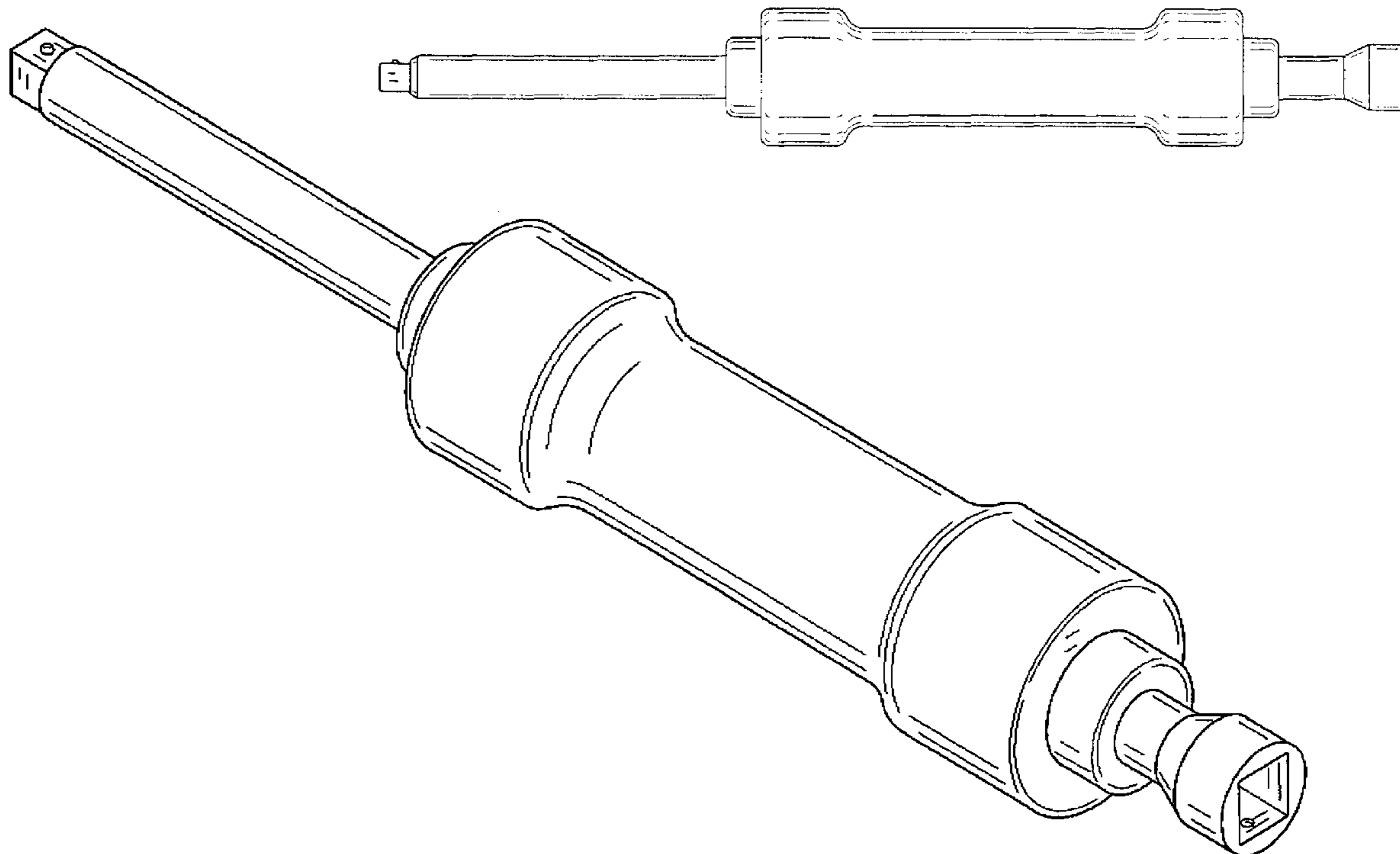
FIG. 6 is a perspective view of the tool handle extender thereof.

(56) **References Cited**

U.S. PATENT DOCUMENTS

D44,573 S *	8/1913	Leopold	.....	D8/84
D150,800 S *	8/1948	Magnus, Jr.	.....	D8/86
D220,421 S *	4/1971	Zutter	.....	D8/29
D444,050 S *	6/2001	Wyers	.....	D8/341
D499,627 S *	12/2004	Wilson	.....	D8/89
D525,839 S *	8/2006	Rauckman	.....	D8/29
D526,546 S *	8/2006	Jirele et al.	.....	D8/29
D526,547 S *	8/2006	Houpe	.....	D8/29

**1 Claim, 3 Drawing Sheets**



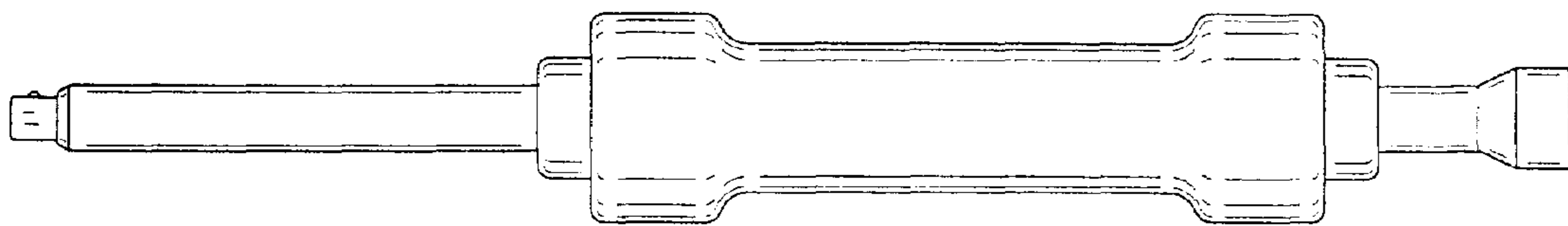


FIG. 1

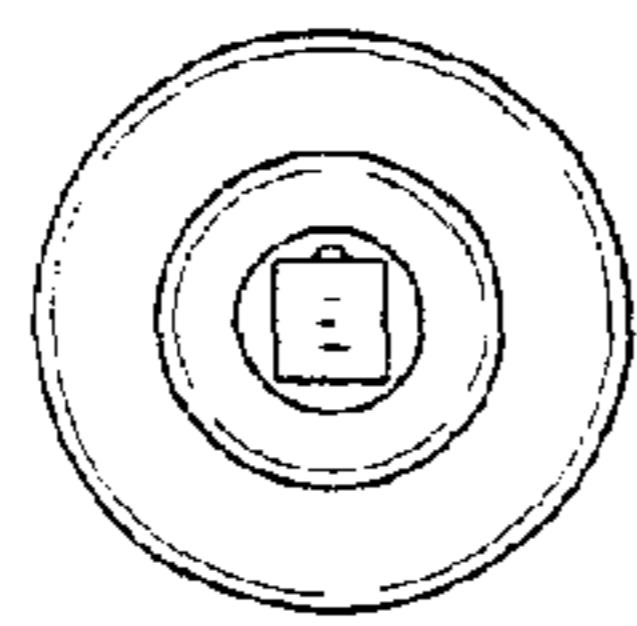


FIG. 2

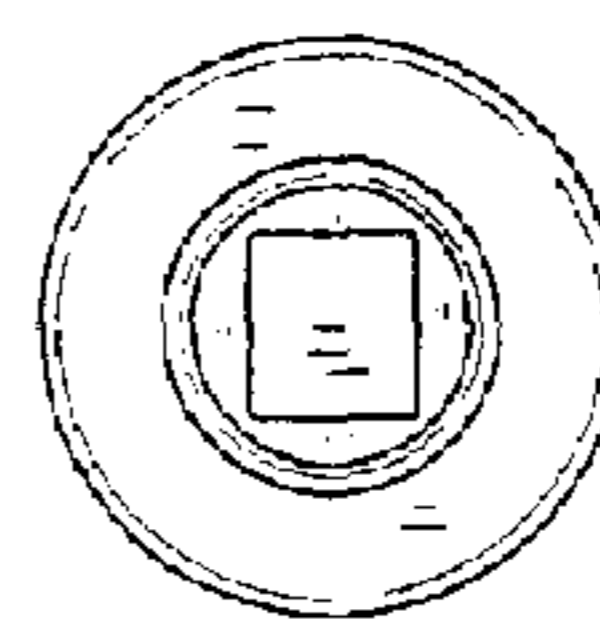


FIG. 3

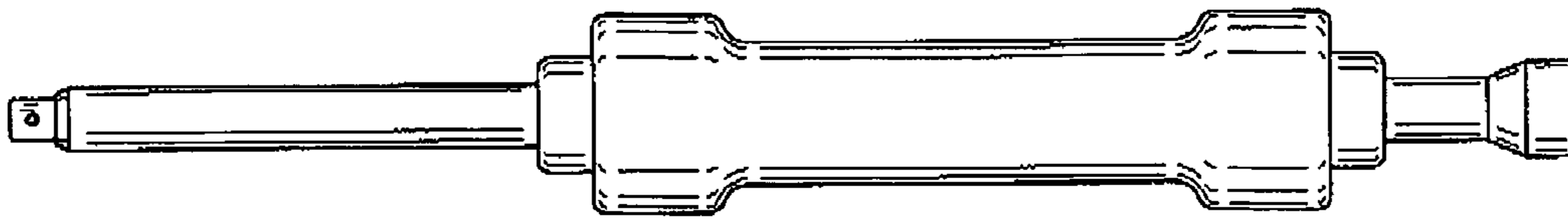


FIG. 4

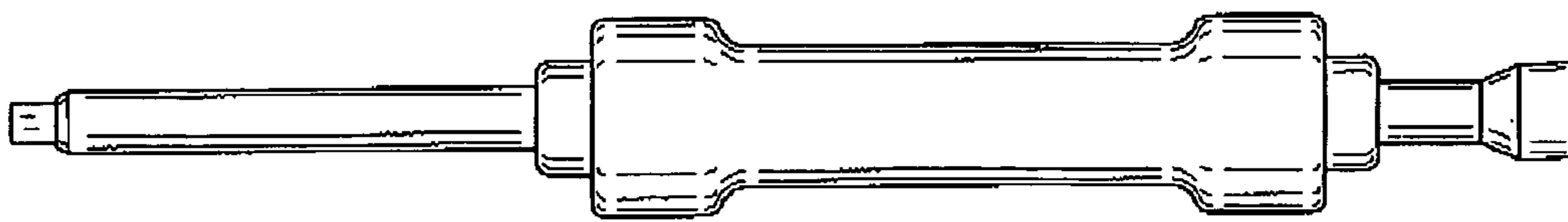


FIG. 5

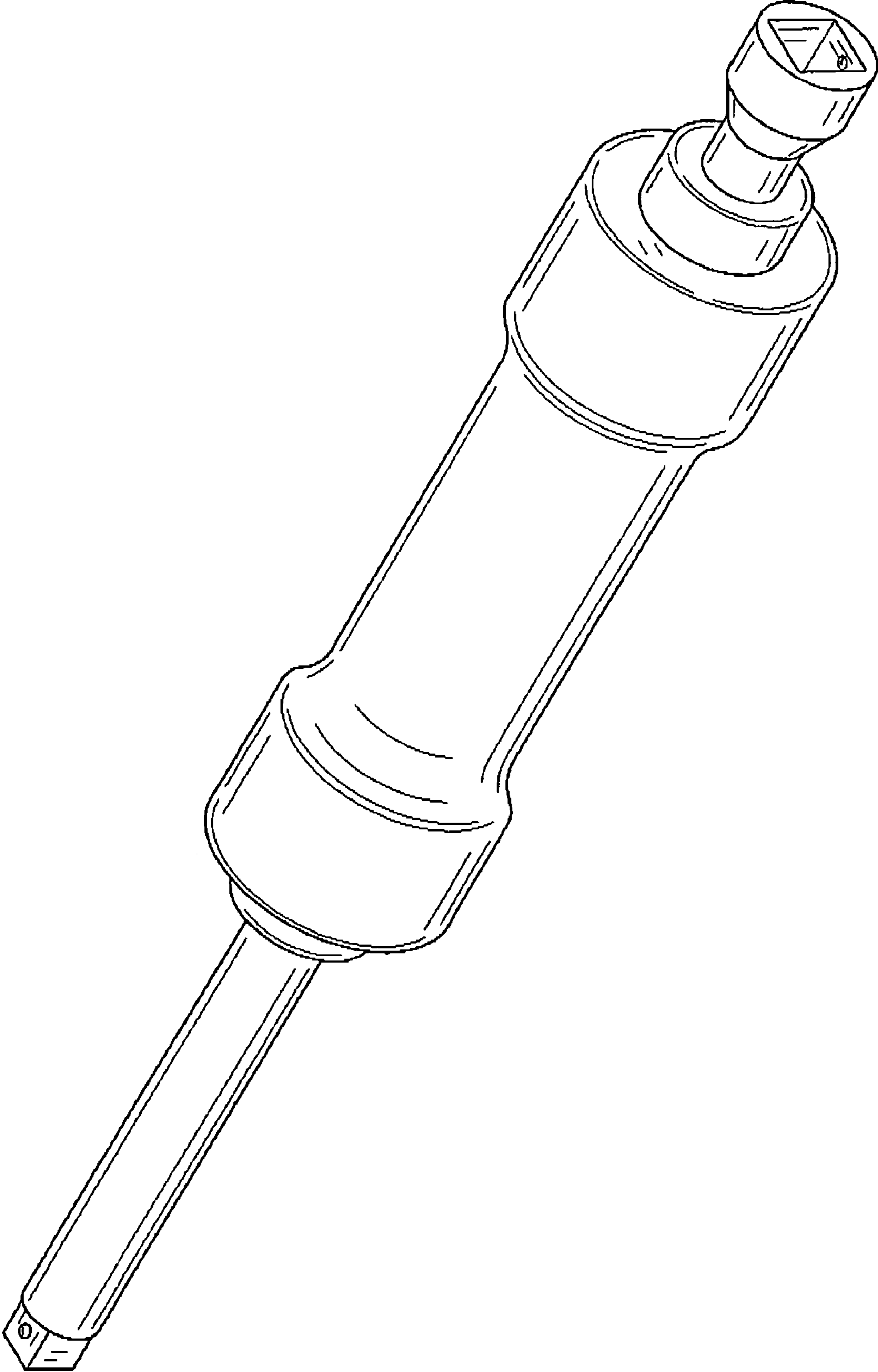


FIG. 6