



US00D582211S

(12) **United States Design Patent**
Green

(10) **Patent No.:** **US D582,211 S**

(45) **Date of Patent:** **** *Dec. 9, 2008**

(54) **PORTION OF A MICROWAVE**

(75) Inventor: **Daniel Hartley Green**, Nashville, TN
(US)

(73) Assignee: **Electrolux Home Products, Inc.**,
Cleveland, OH (US)

(*) Notice: This patent is subject to a terminal disclaimer.

(**) Term: **14 Years**

(21) Appl. No.: **29/304,354**

(22) Filed: **Feb. 29, 2008**

(51) **LOC (8) Cl.** **07-02**

(52) **U.S. Cl.** **D7/405**

(58) **Field of Classification Search** D7/350.1,
D7/350.3, 350.4, 351, 402, 405; 126/19 M,
126/275 E; 219/756-758, 679, 680, 725,
219/727, 734, 435; 99/DIG. 14

See application file for complete search history.

(56) **References Cited**

U.S. PATENT DOCUMENTS

D304,800 S	*	11/1989	Yoo	D7/351
D315,656 S	*	3/1991	Kim	D7/351
D452,410 S	*	12/2001	Ichimura	D7/351
D455,932 S	*	4/2002	Noda et al.	D7/351

D476,521 S	*	7/2003	Fukuda et al.	D7/351
D509,399 S	*	9/2005	Kanza	D7/351
D522,800 S	*	6/2006	Lee et al.	D7/351
D530,973 S	*	10/2006	Lee et al.	D7/351
D540,105 S	*	4/2007	Lee et al.	D7/351
D545,611 S	*	7/2007	Sakata	D7/351

* cited by examiner

Primary Examiner—Ruth McInroy

(74) *Attorney, Agent, or Firm*—Banner & Witcoff, Ltd.

(57) **CLAIM**

The ornamental design for a portion of a microwave, as shown and described.

DESCRIPTION

FIG. 1 is a front perspective view of a portion of a microwave showing the new design;

FIG. 2 is a front view thereof;

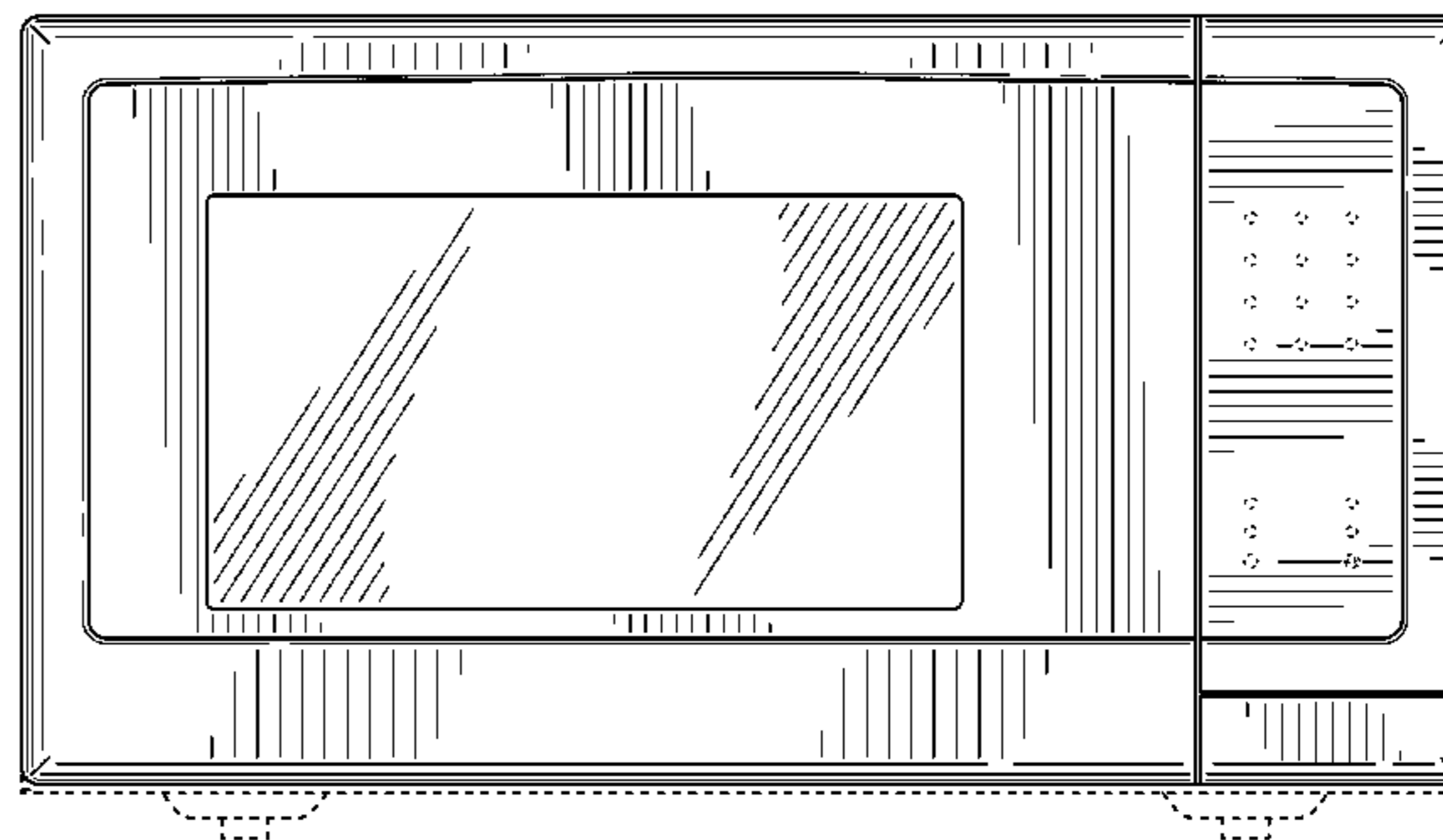
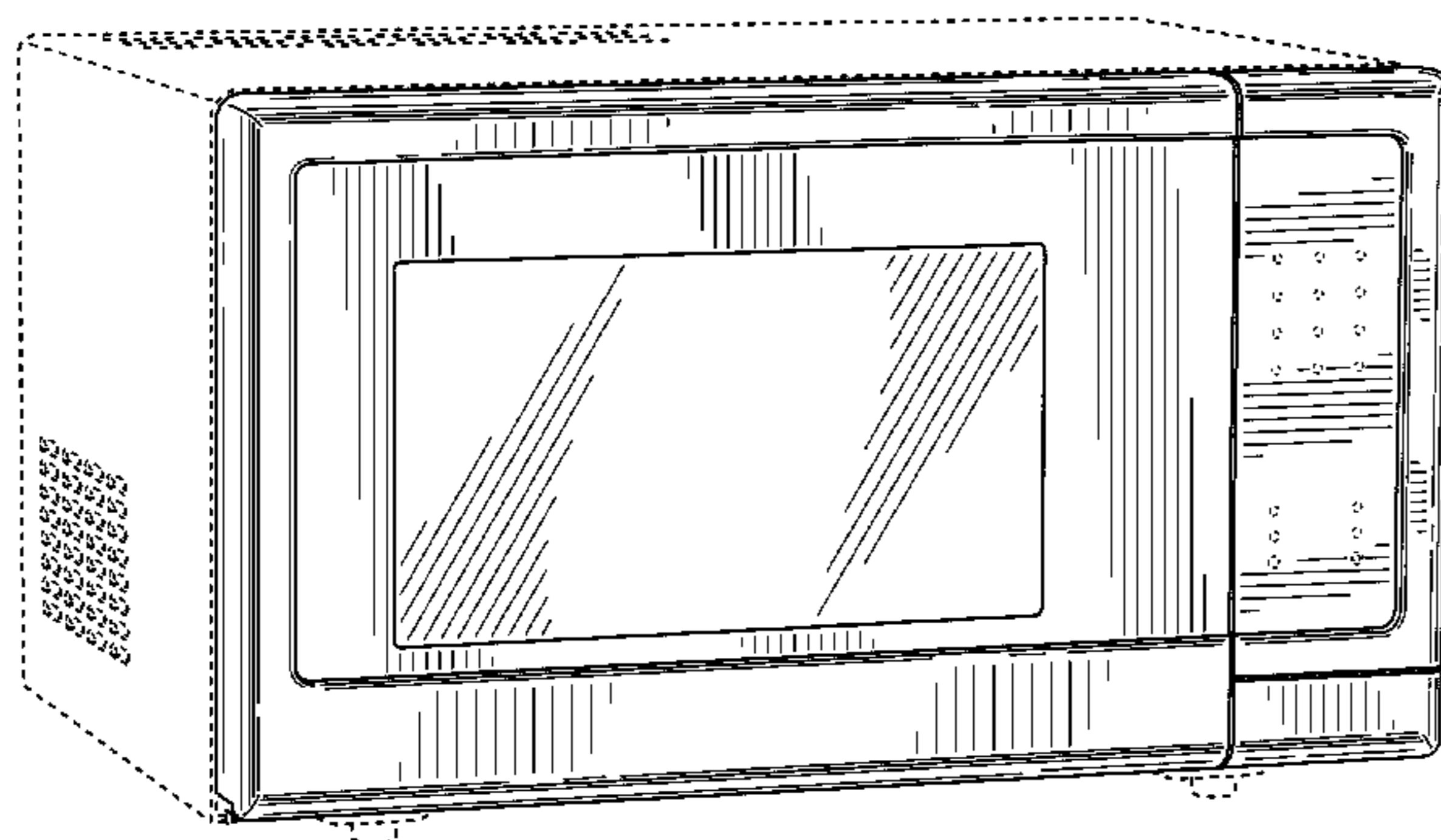
FIG. 3 is a left side view thereof;

FIG. 4 is a right side view; and,

FIG. 5 is a top view thereof.

The unshown bottom forms no part of the claimed design. The broken line showing of various regions, including the unshaded areas therein, is for illustrative purposes and forms no part of the claimed design.

1 Claim, 5 Drawing Sheets



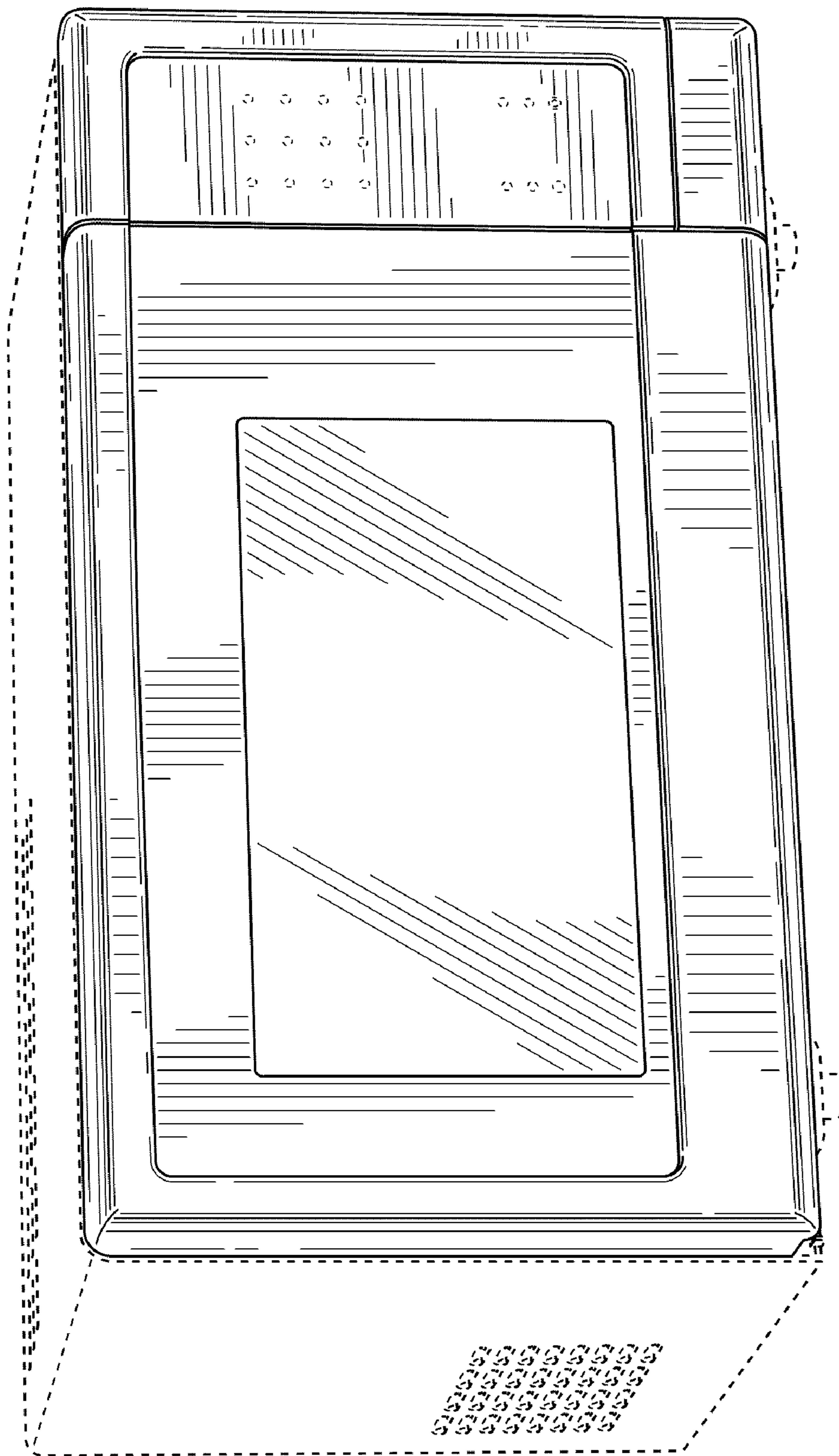


FIG. 1

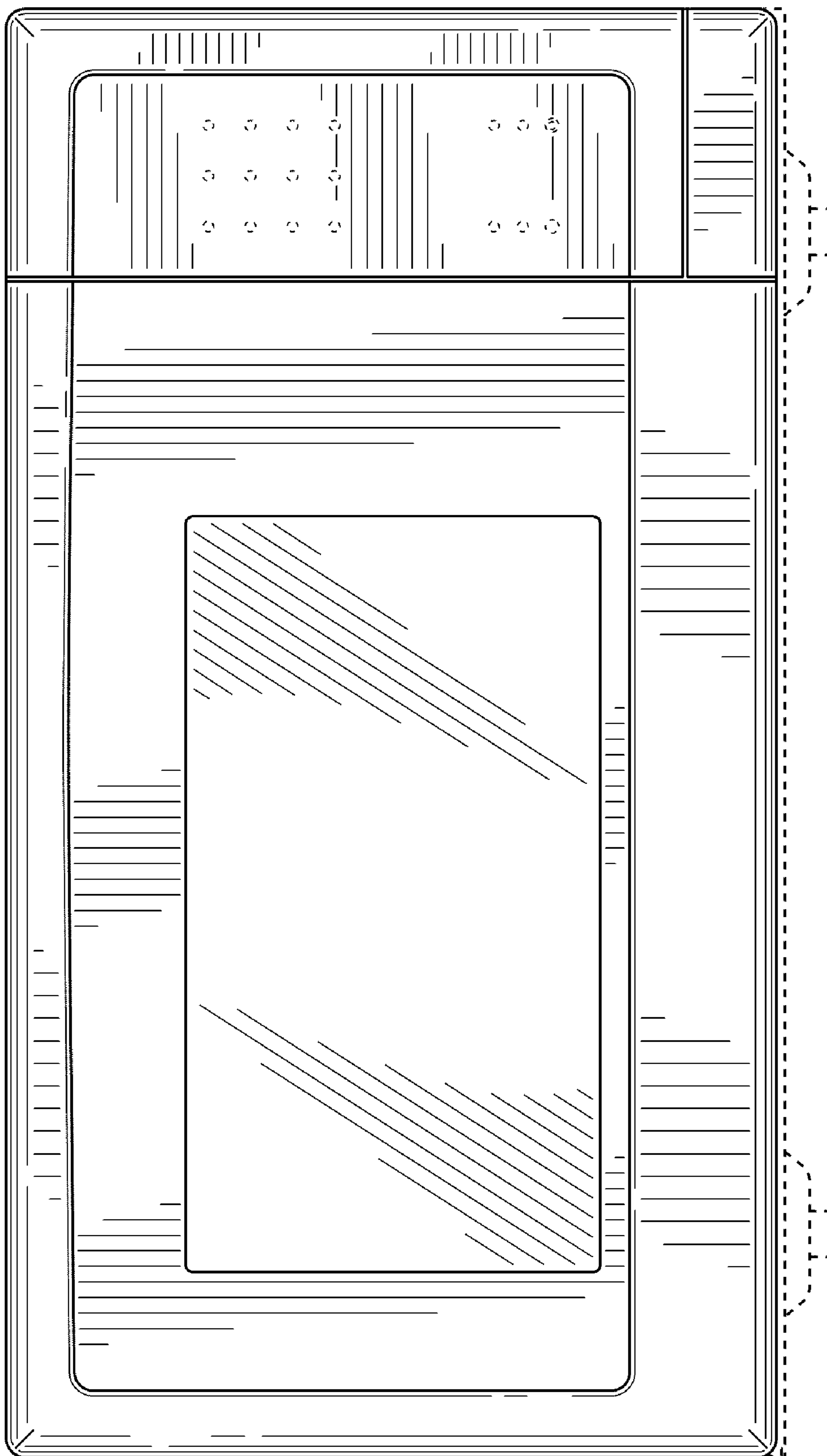


FIG. 2




FIG. 3




FIG. 4




FIG. 5