



US00D582208S

(12) **United States Design Patent**
Robson

(10) **Patent No.:** **US D582,208 S**
(45) **Date of Patent:** **** Dec. 9, 2008**

(54) **HANDLE FOR COOKING UTENSIL**

(75) Inventor: **Jackie Moulin Robson**, Lovagny (FR)

(73) Assignee: **Tefal**, Rumilly (FR)

(**) Term: **14 Years**

(21) Appl. No.: **29/306,319**

(22) Filed: **Apr. 7, 2008**

(30) **Foreign Application Priority Data**

Oct. 5, 2007 (FR) 07 4552

(51) **LOC (8) Cl.** **07-02**

(52) **U.S. Cl.** **D7/395**

(58) **Field of Classification Search** D7/354-361,
D7/393-395; D8/107, 300, 303, 307; D4/138,
D4/129; 16/421, 430, 431, 110.1, 407; 220/573.1-573.5,
220/752, 753, 755, 756, 759, 771, 912; D12/163;
D25/158

See application file for complete search history.

(56) **References Cited**

U.S. PATENT DOCUMENTS

D52,489	S	*	9/1918	Palmer	D8/303
2,424,437	A	*	7/1947	Dent	16/431
D164,372	S	*	8/1951	Lewis	D7/395
D320,125	S	*	9/1991	Hacker	D7/395
D324,634	S	*	3/1992	Chen	D8/303
D327,809	S	*	7/1992	Hacker	D7/395
D337,694	S	*	7/1993	Hacker et al.	D7/395
D352,441	S	*	11/1994	Oury et al.	D8/303

D438,055	S	*	2/2001	Munari	D7/395
D447,383	S	*	9/2001	Rae	D7/395
D461,390	S	*	8/2002	Livingston	D8/303
D482,567	S	*	11/2003	Demers	D7/395
D494,412	S	*	8/2004	Prakasa	D7/395
D509,604	S	*	9/2005	Zarifian	D25/158
D557,065	S	*	12/2007	Levy et al.	D7/393
D560,571	S	*	1/2008	Rester	D12/163

* cited by examiner

Primary Examiner—Holly H Baynham

Assistant Examiner—Cynthia M Chin

(74) *Attorney, Agent, or Firm*—Young & Thompson

(57) **CLAIM**

The ornamental design for a handle for cooking utensil, as shown and described.

DESCRIPTION

FIG. 1 is a front elevational view of a handle for cooking utensil, showing my new design;

FIG. 2 is a top plan view thereof;

FIG. 3 is a bottom plan view thereof;

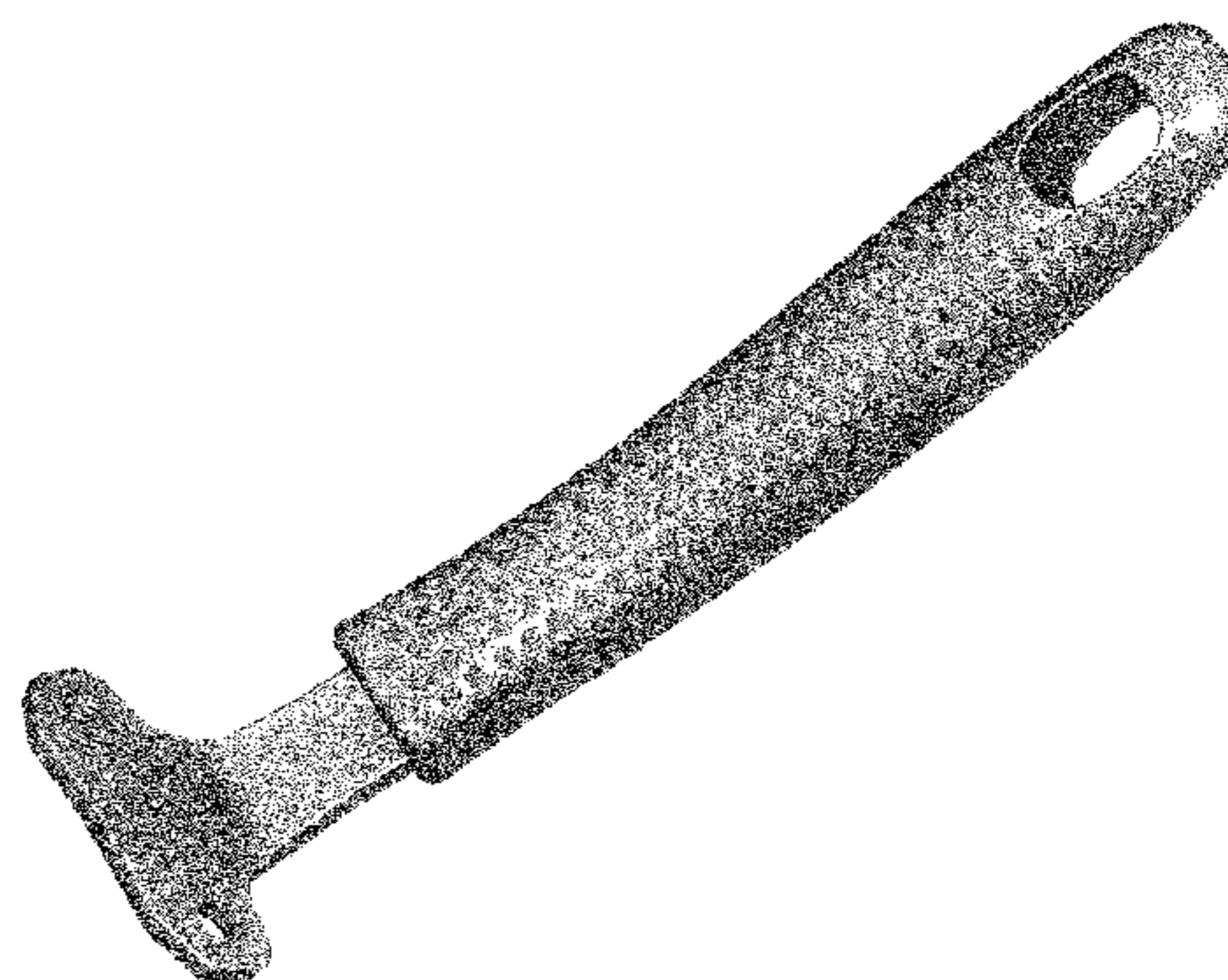

FIG. 4 is a side elevational view thereof from the right of FIG. 3 the opposite side elevational view being a mirror image thereof;

FIG. 5 is a rear elevational view thereof;

FIG. 6 is a top and side perspective view thereof; and,

FIG. 7 is a bottom and side perspective view thereof.

1 Claim, 7 Drawing Sheets






Fig. 1




Fig. 2

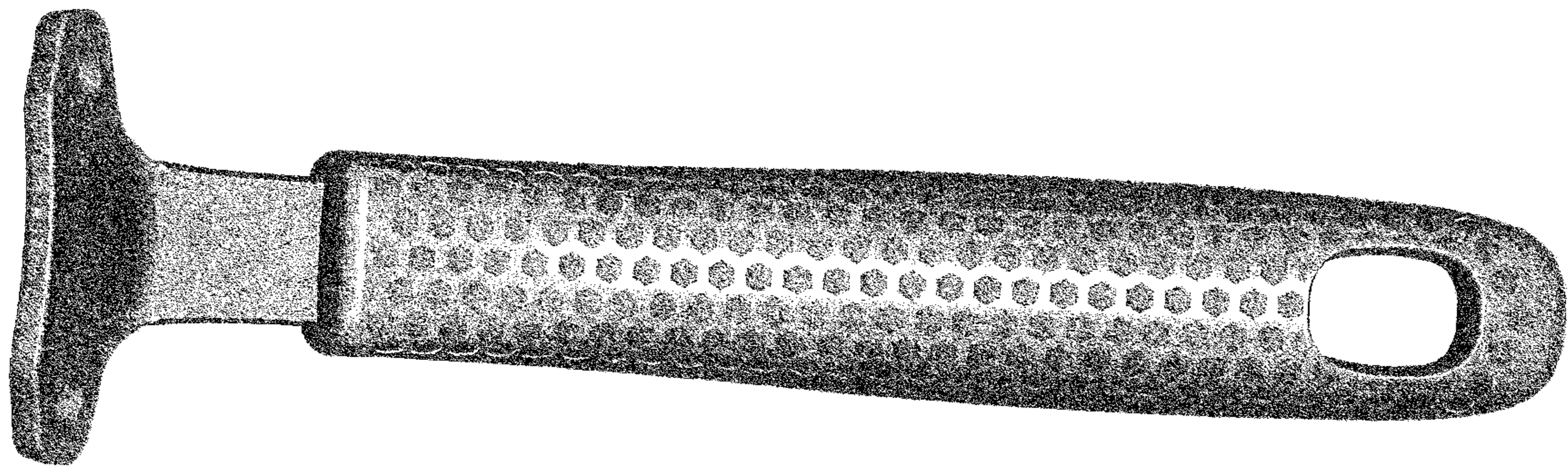


Fig. 3




Fig. 4

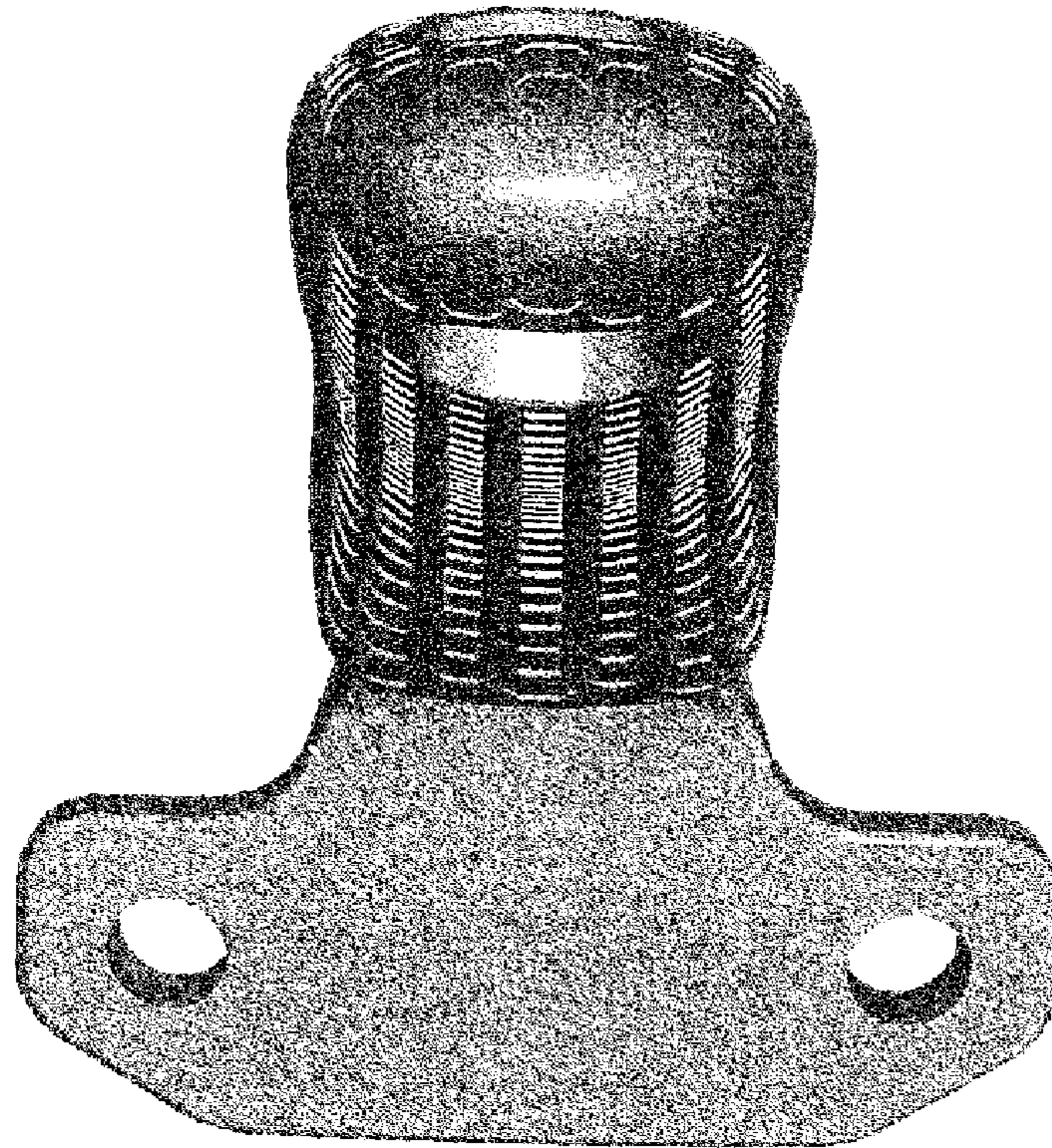


Fig. 5




Fig. 6




Fig. 7