



US00D582188S

(12) **United States Design Patent**
Martin

(10) **Patent No.:** **US D582,188 S**

(45) **Date of Patent:** **** Dec. 9, 2008**

(54) **STORAGE UNIT FOR SPORTS EQUIPMENT**

6,932,222 B2 * 8/2005 McCormick et al. 211/14
D530,960 S * 10/2006 Osiecki et al. D6/552
D555,960 S * 11/2007 Pena D6/552

(75) Inventor: **Jean-Maurice Martin**, Cambridge (CA)

* cited by examiner

(73) Assignee: **2078670 Ontario Inc.**, Cambridge,
Ontario (CA)

Primary Examiner—Brian N Vinson

(**) Term: **14 Years**

(74) *Attorney, Agent, or Firm*—Bereskin & Parr

(21) Appl. No.: **29/318,300**

(57) **CLAIM**

(22) Filed: **May 16, 2008**

The ornamental design for a storage unit for sports equip-
ment, as shown.

(51) **LOC (8) Cl.** **08-08**

DESCRIPTION

(52) **U.S. Cl.** **D6/552**

FIG. 1 is a front perspective view of a storage unit for sports
equipment showing my new design;

(58) **Field of Classification Search** D6/552,
D6/396, 449, 462, 463; 211/13.1, 14, 60.1,
211/70.5, 85.17, 134; 248/95-96, 346.01;
312/100, 107, 114, 198, 234, 235.2, 242,
312/243

FIG. 2 is a rear perspective view, taken from below, thereof;

FIG. 3 is a left side elevational view thereof;

See application file for complete search history.

FIG. 4 is a front elevational view thereof;

FIG. 5 is a right side elevational view thereof;

(56) **References Cited**

U.S. PATENT DOCUMENTS

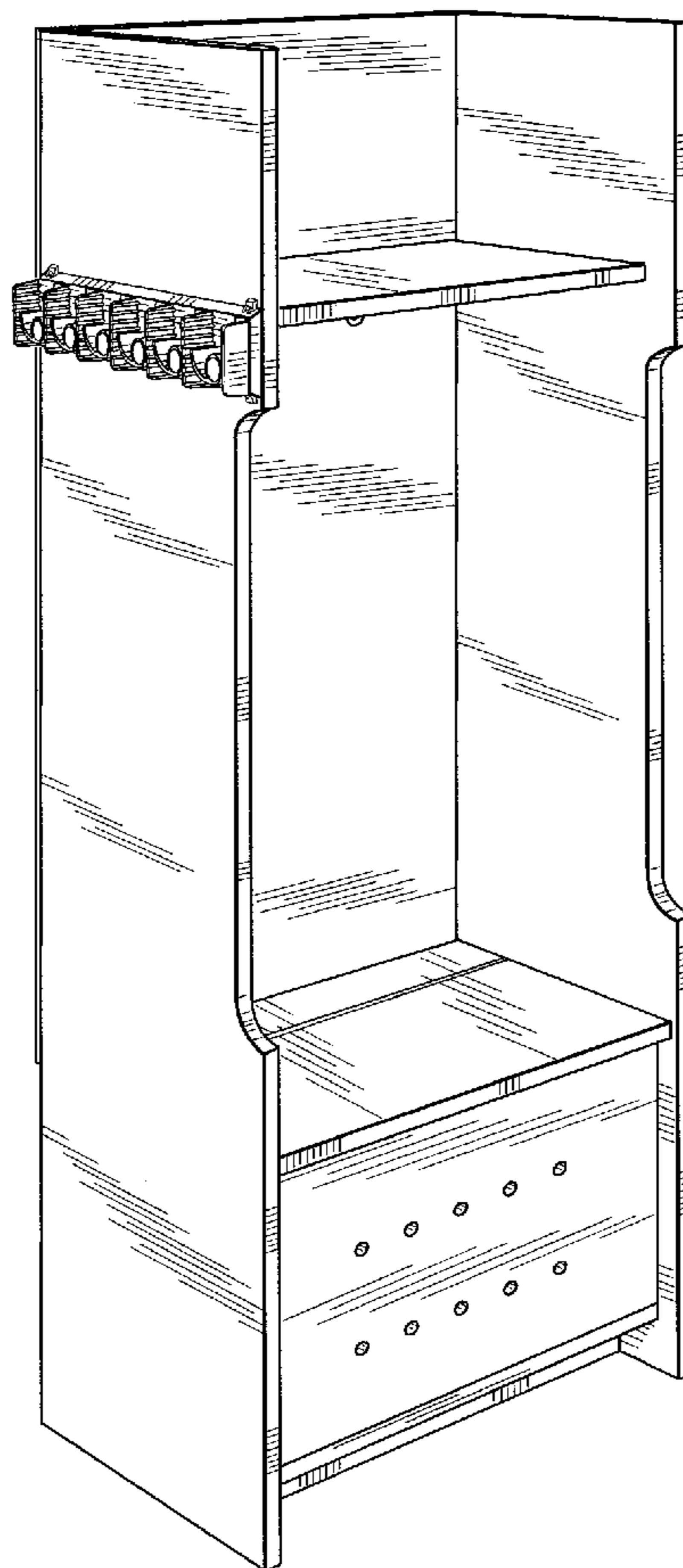
D476,183 S * 6/2003 Bennett D6/552
D498,962 S * 11/2004 Moon et al. D6/552
D499,921 S * 12/2004 Moon et al. D6/552

FIG. 6 is a rear elevational view thereof;

FIG. 7 is a top plan view thereof; and,

FIG. 8 is a bottom plan view thereof.

1 Claim, 5 Drawing Sheets



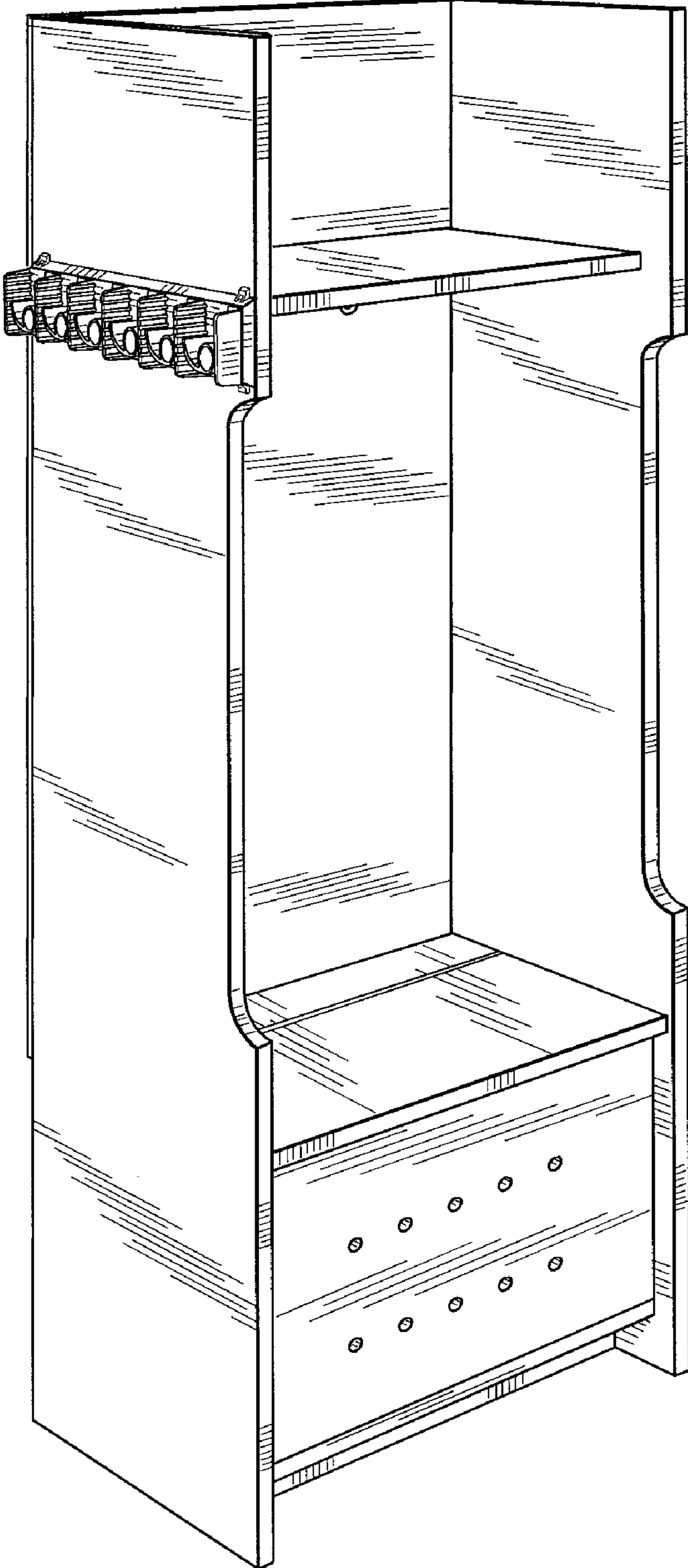


FIG. 1

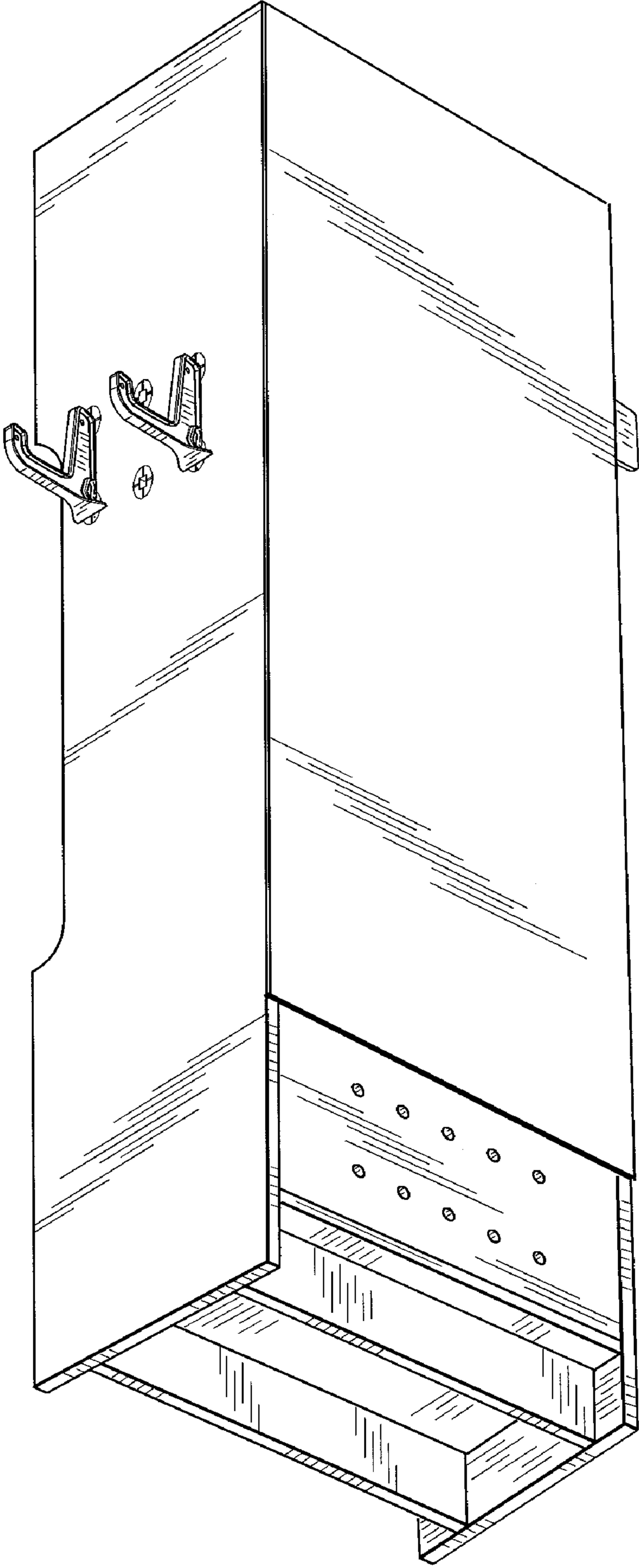


FIG. 2




FIG. 3

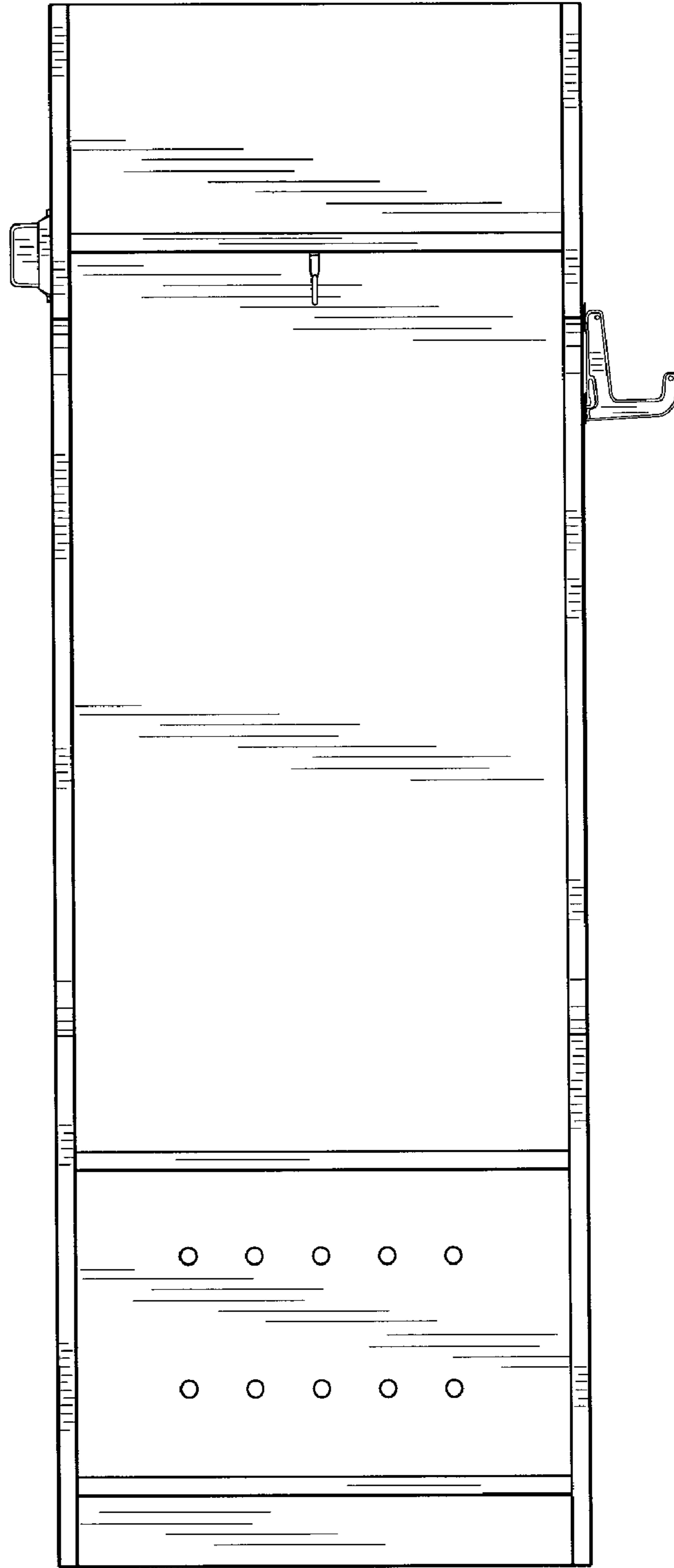


FIG. 4




FIG. 5




FIG. 6

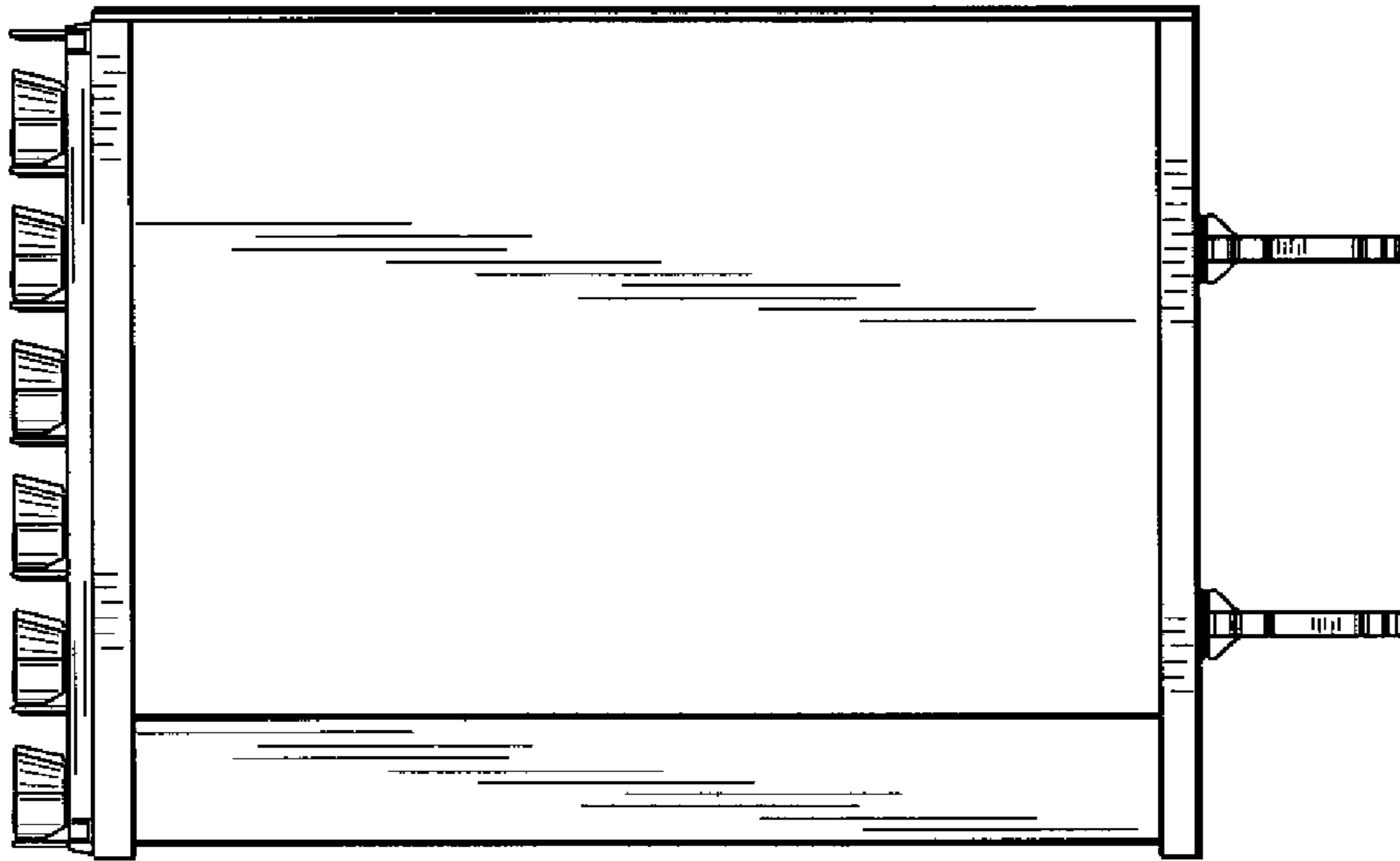


FIG. 7




FIG. 8