



US00D582184S

(12) **United States Design Patent**  
**Bauer et al.**

(10) **Patent No.:** **US D582,184 S**  
(45) **Date of Patent:** **\*\* Dec. 9, 2008**

(54) **SEAT BACK**

(75) Inventors: **Alan M. Bauer**, Medina, OH (US);  
**Christopher Jon Gilbert**, Moreland Hills, OH (US)

(73) Assignee: **Moen Incorporated**, North Olmsted, OH (US)

(\*\*) Term: **14 Years**

(21) Appl. No.: **29/322,687**

(22) Filed: **Aug. 8, 2008**

(51) **LOC (8) Cl.** ..... **06-01**

(52) **U.S. Cl.** ..... **D6/502; D6/380**

(58) **Field of Classification Search** ..... D6/334-336,  
D6/349, 366, 368, 374, 377, 379, 380, 500-502;  
D23/303, 304; 4/559, 560.1, 572.1, 573.1,  
4/578.1, 579; 297/24, 183.1, 183.7, 338,  
297/445.1, 446.1, 451.11, 451.18, 452.21,  
297/452.29, 452.36, 452.38

See application file for complete search history.

(56) **References Cited**

U.S. PATENT DOCUMENTS

D189,132 S *	11/1960	Brinkley .....	D6/379
3,767,261 A	10/1973	Rowland	
D295,588 S	5/1988	Heitlinger et al.	
D299,890 S	2/1989	Wood	
D308,604 S	6/1990	Verkerke	
D374,780 S	10/1996	Tseng	
5,740,563 A *	4/1998	Gaddy .....	4/579
5,784,728 A *	7/1998	Weddendorf et al. ....	4/579

D425,322 S *	5/2000	Chu .....	D6/366
D449,938 S *	11/2001	Vanderiet et al. ....	D6/380
D456,164 S	4/2002	Vanderiet et al.	
D478,749 S *	8/2003	Gilbert et al. ....	D6/500
D478,750 S *	8/2003	Gilbert et al. ....	D6/500
D479,068 S *	9/2003	Gilbert et al. ....	D6/502
D508,339 S	8/2005	Astle	
D512,238 S	12/2005	Chen	
D513,134 S	12/2005	Asano et al.	
D513,457 S	1/2006	Asano et al.	
D518,656 S	4/2006	Van Hooydonk et al.	

\* cited by examiner

*Primary Examiner*—Mimosa De

(74) *Attorney, Agent, or Firm*—Calfee, Halter & Griswold LLP

(57) **CLAIM**

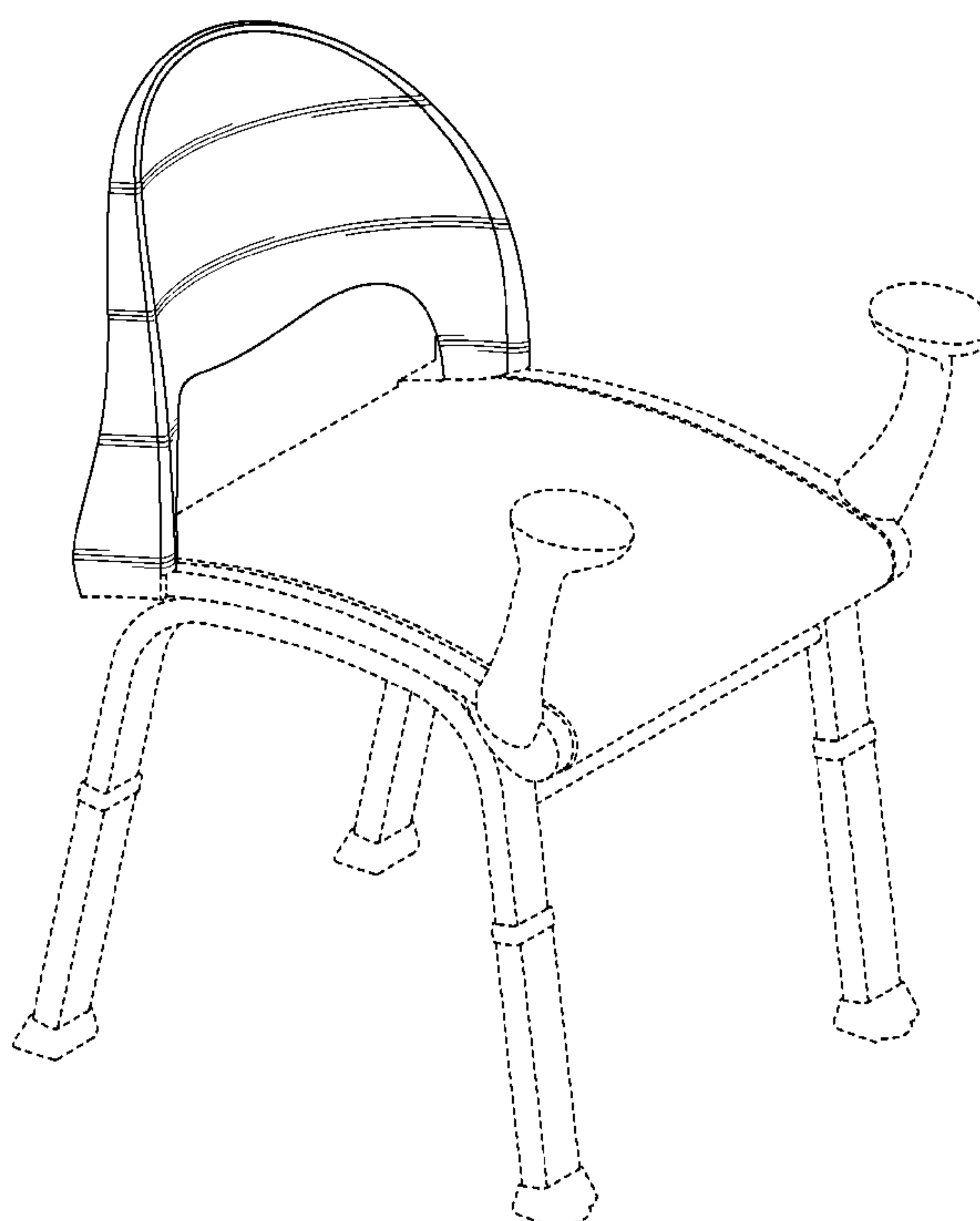
The ornamental design for a seat back, as shown and described.

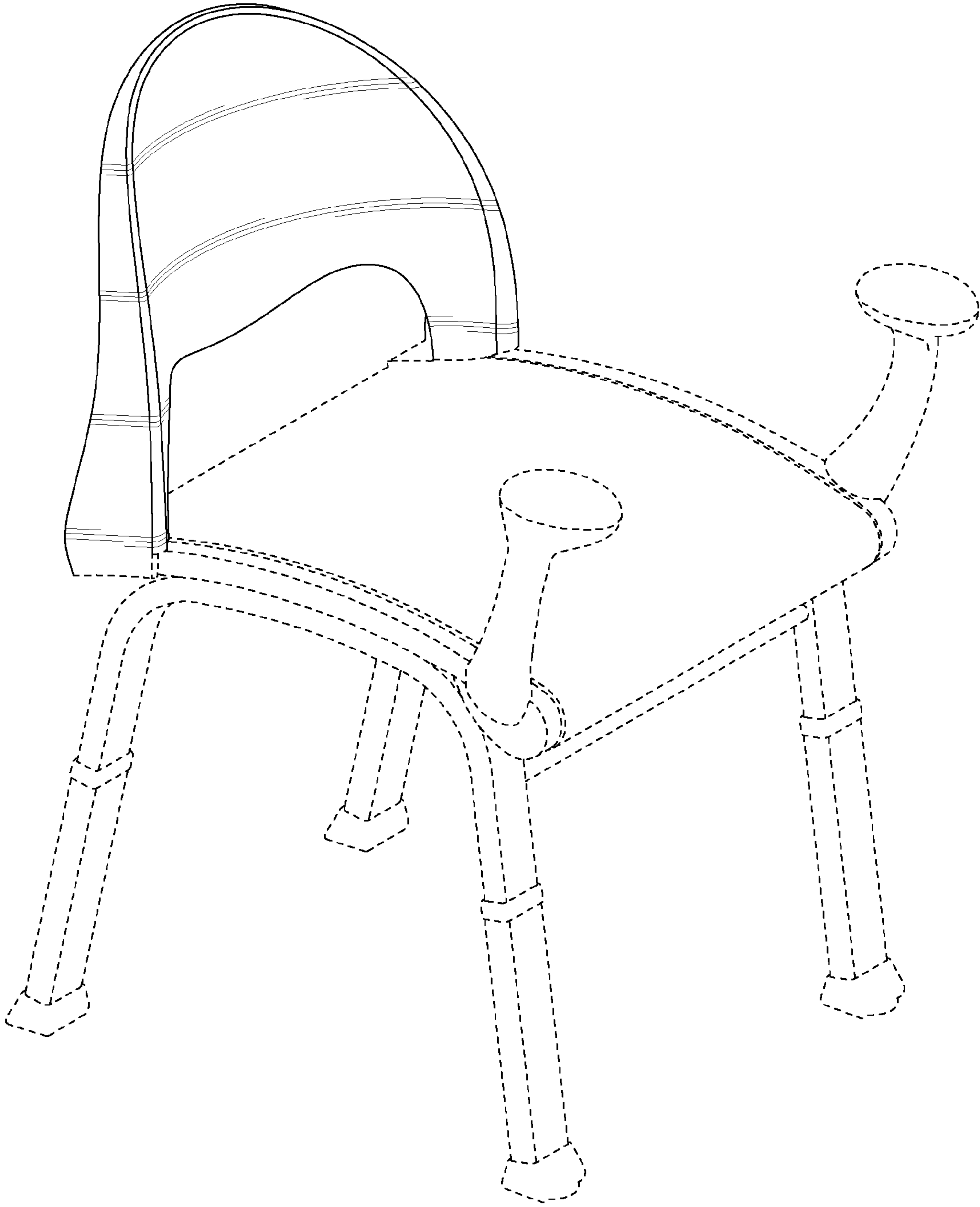
**DESCRIPTION**

FIG. 1 is a perspective view of a seat back of the new design; FIG. 2 is a front elevational view of the seat back of FIG. 1; FIG. 3 is a rear elevational view of the seat back of FIG. 1; FIG. 4 is a left side elevational view of the seat back of FIG. 1, the right side elevational view being a mirror image; FIG. 5 is a top plan view of the seat back of FIG. 1; and, FIG. 6 is a rear perspective view of the seat back of FIG. 1.

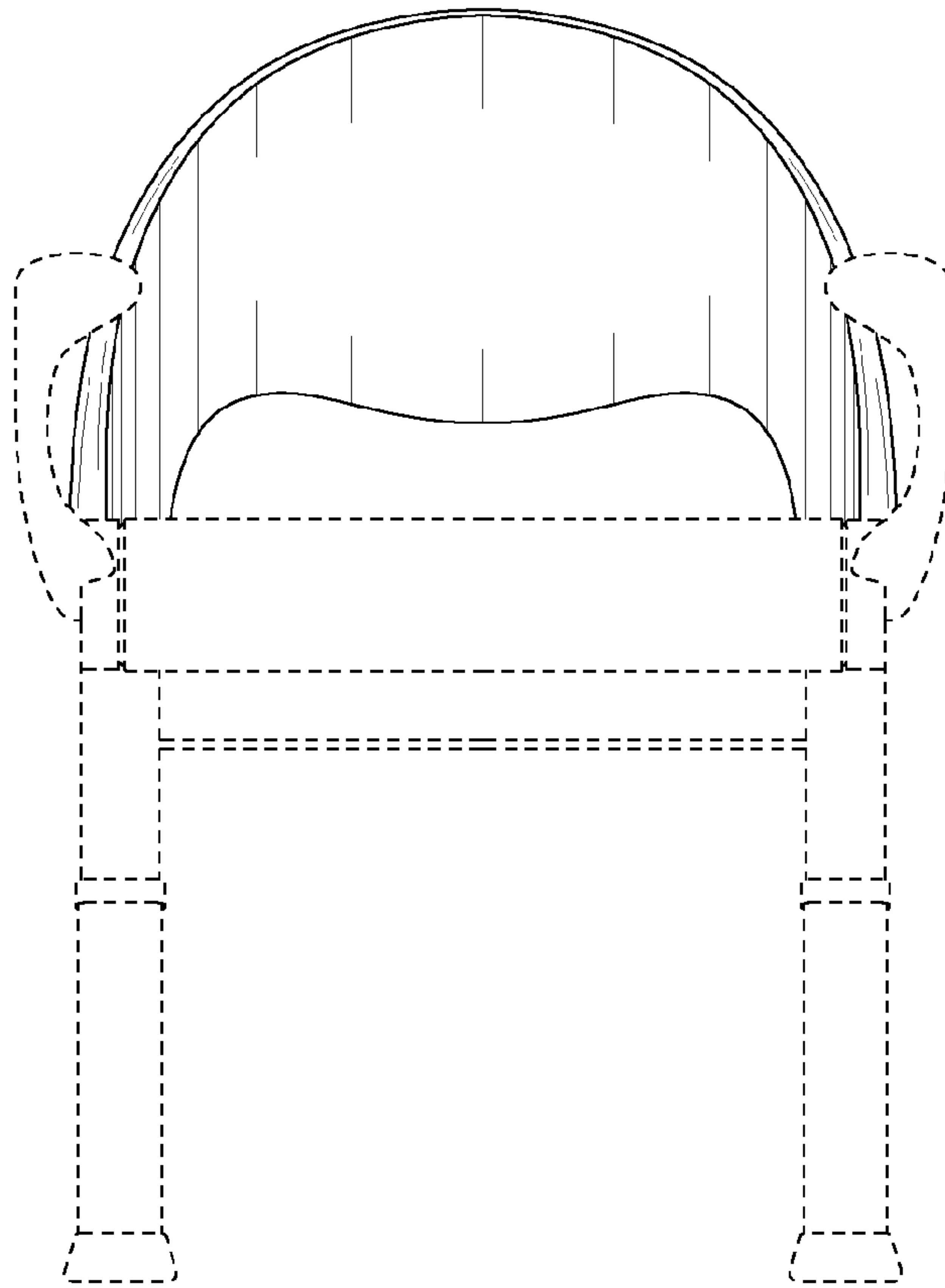
The portions of the Figures shown in broken lines are not part of the claimed design and are for illustration only.

**1 Claim, 4 Drawing Sheets**

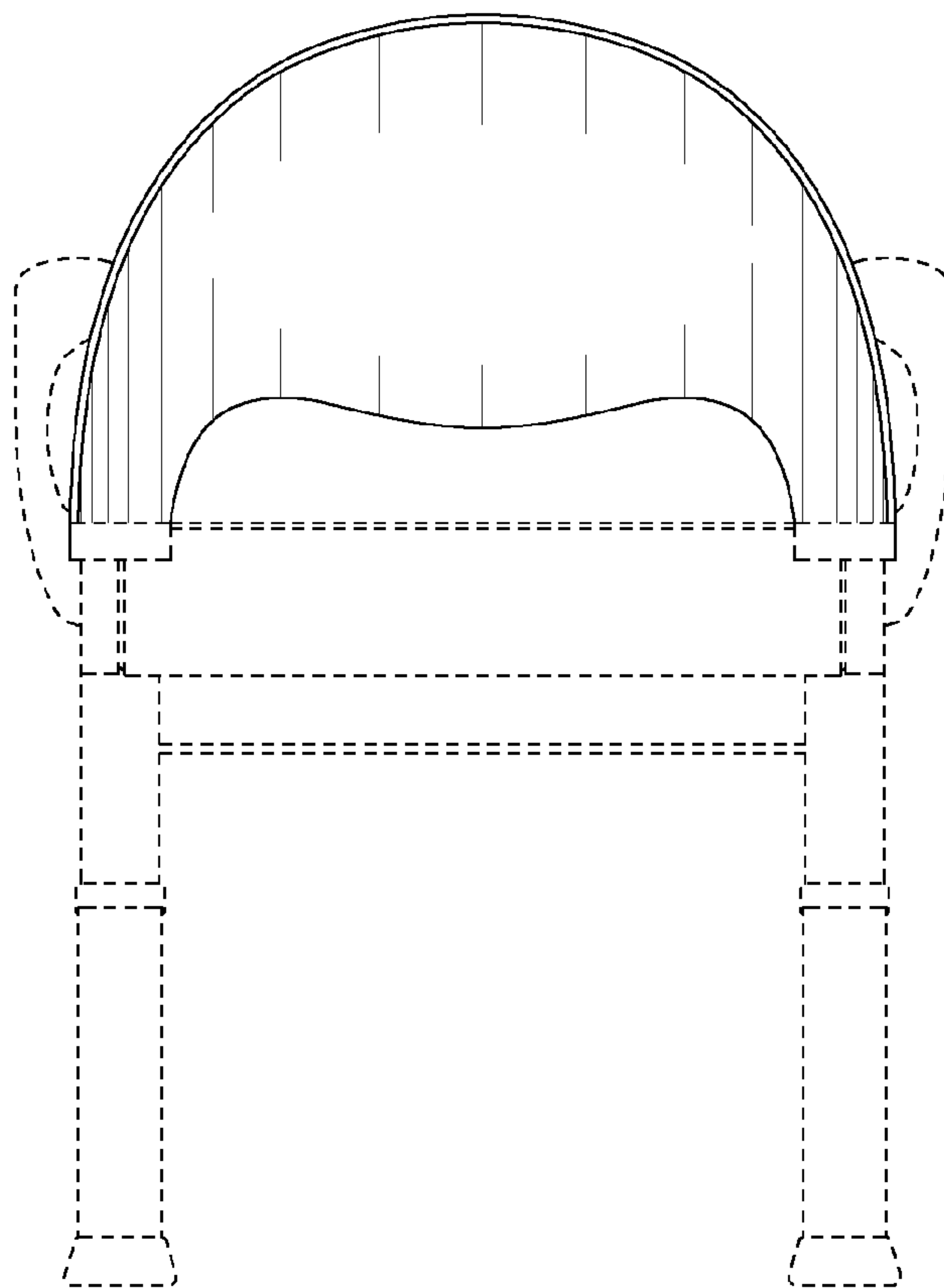




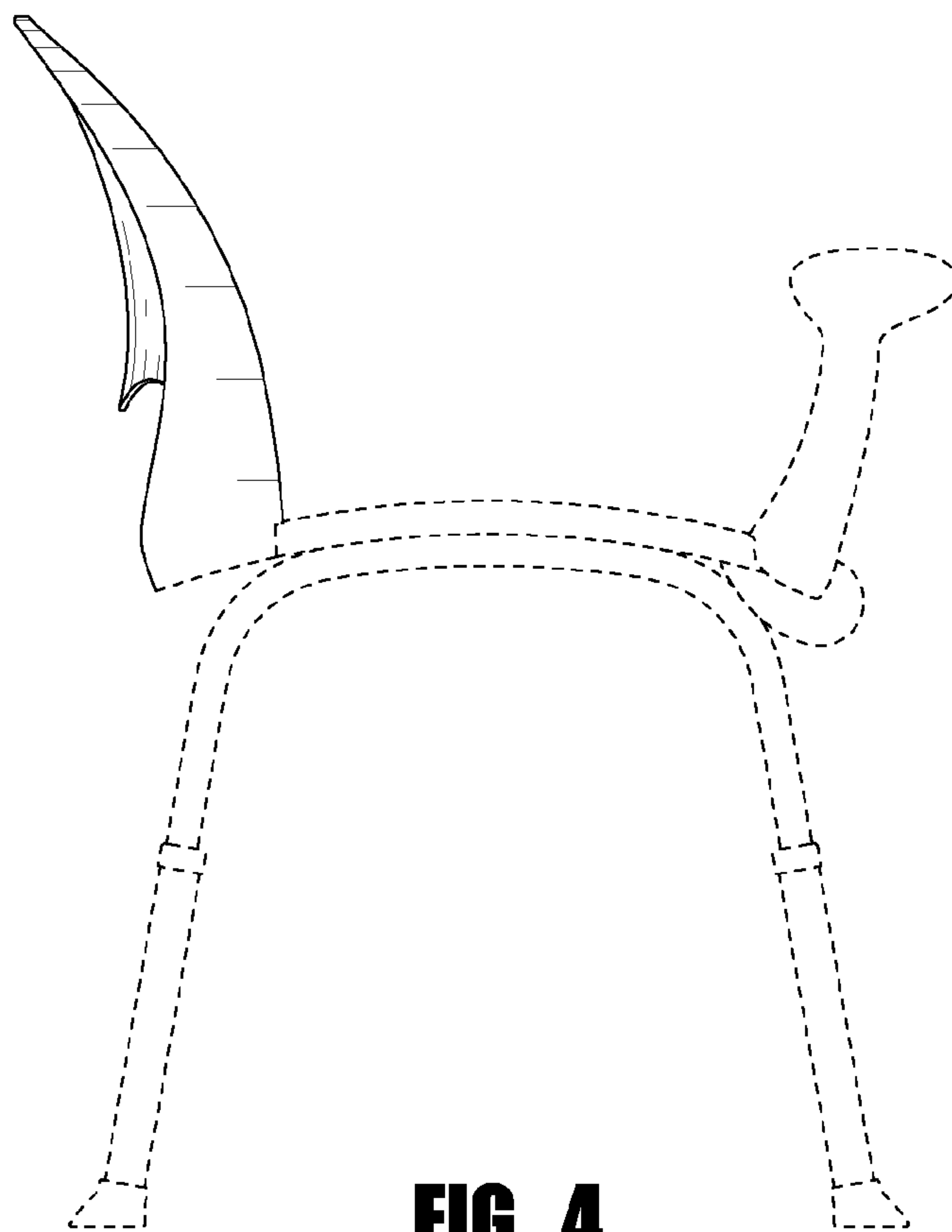
**FIG. 1**




**FIG. 2**



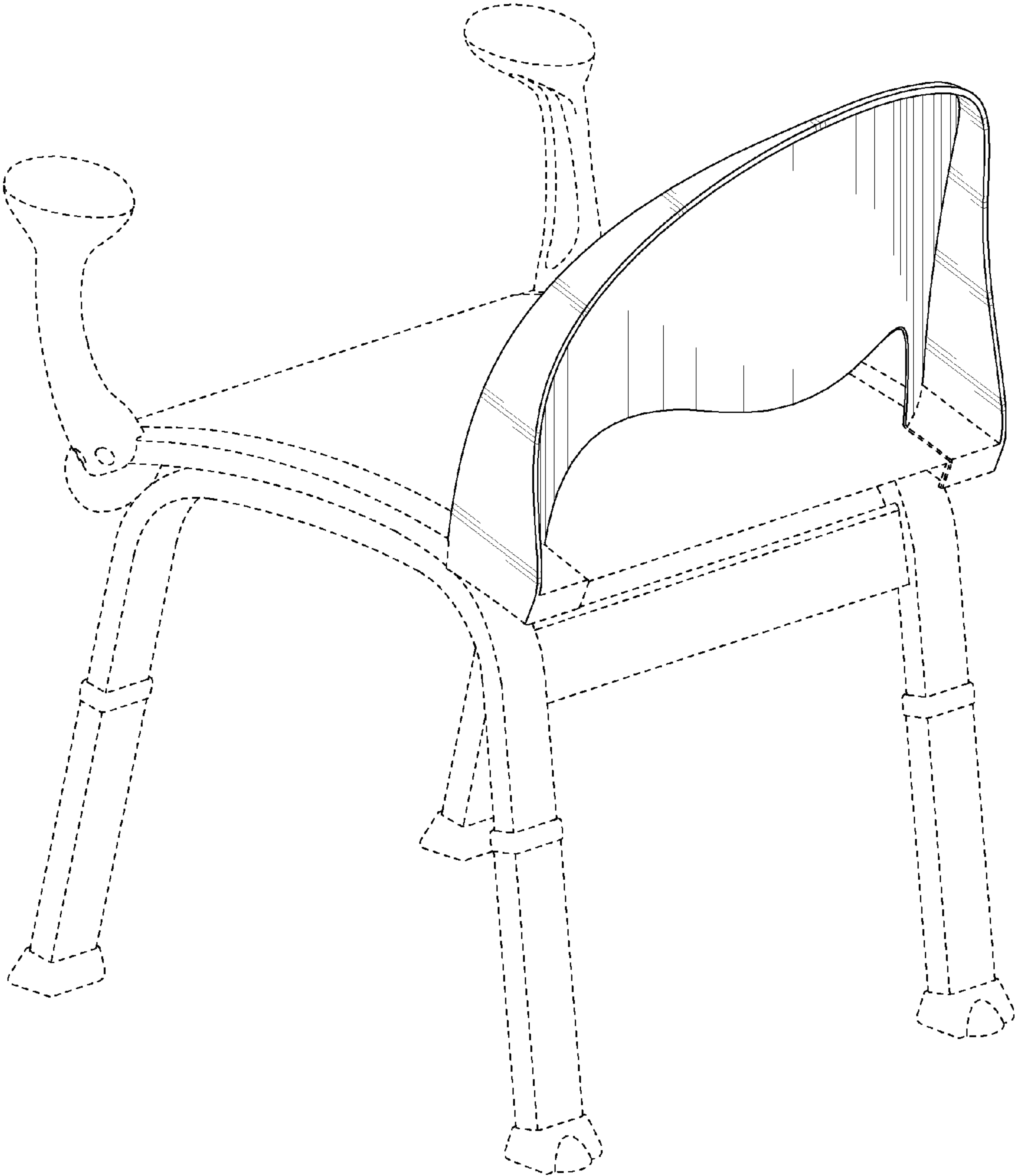
**FIG. 3**



**FIG. 4**



**FIG. 5**



**FIG. 6**