



US00D582179S

(12) **United States Design Patent**  
**Lambert et al.**

(10) **Patent No.:** **US D582,179 S**  
(45) **Date of Patent:** **\*\* Dec. 9, 2008**

(54) **EXTENDABLE TABLE**

(75) Inventors: **Fabrice Lambert**, Vaux En Bugey (FR);  
**Francois Naimo**, Cailloux sur Fontaines  
(FR); **Edouard De Monjour**, Oyonnax  
(FR)

(73) Assignee: **Grosfillex SAS**, Oyonnax (FR)

(\*\*) Term: **14 Years**

(21) Appl. No.: **29/290,392**

(22) Filed: **Nov. 29, 2007**

(30) **Foreign Application Priority Data**

May 29, 2007 (EM) ..... 000730122

(51) **LOC (8) Cl.** ..... **06-03**

(52) **U.S. Cl.** ..... **D6/480**

(58) **Field of Classification Search** ..... D6/480-489,  
D6/495-499, 429-431; 108/150, 50.01,  
108/50.02, 152, 153.1, 155, 156, 157.1; 248/188,  
248/188.1, 188.7, 188.8, 188.9  
See application file for complete search history.

(56) **References Cited**

**U.S. PATENT DOCUMENTS**

D66,293 S \* 12/1924 Kehoe ..... D6/480

D133,624 S \* 9/1942 Hollander ..... D6/480  
2,631,075 A \* 3/1953 De Gaal ..... 108/86  
2,707,138 A \* 4/1955 Vangor ..... 108/83  
D466,337 S \* 12/2002 Feng ..... D6/485

**OTHER PUBLICATIONS**

LaBarge, oval top table at top left.\*

\* cited by examiner

*Primary Examiner*—Janice E Seeger

(74) *Attorney, Agent, or Firm*—Dowell & Dowell PC

(57) **CLAIM**


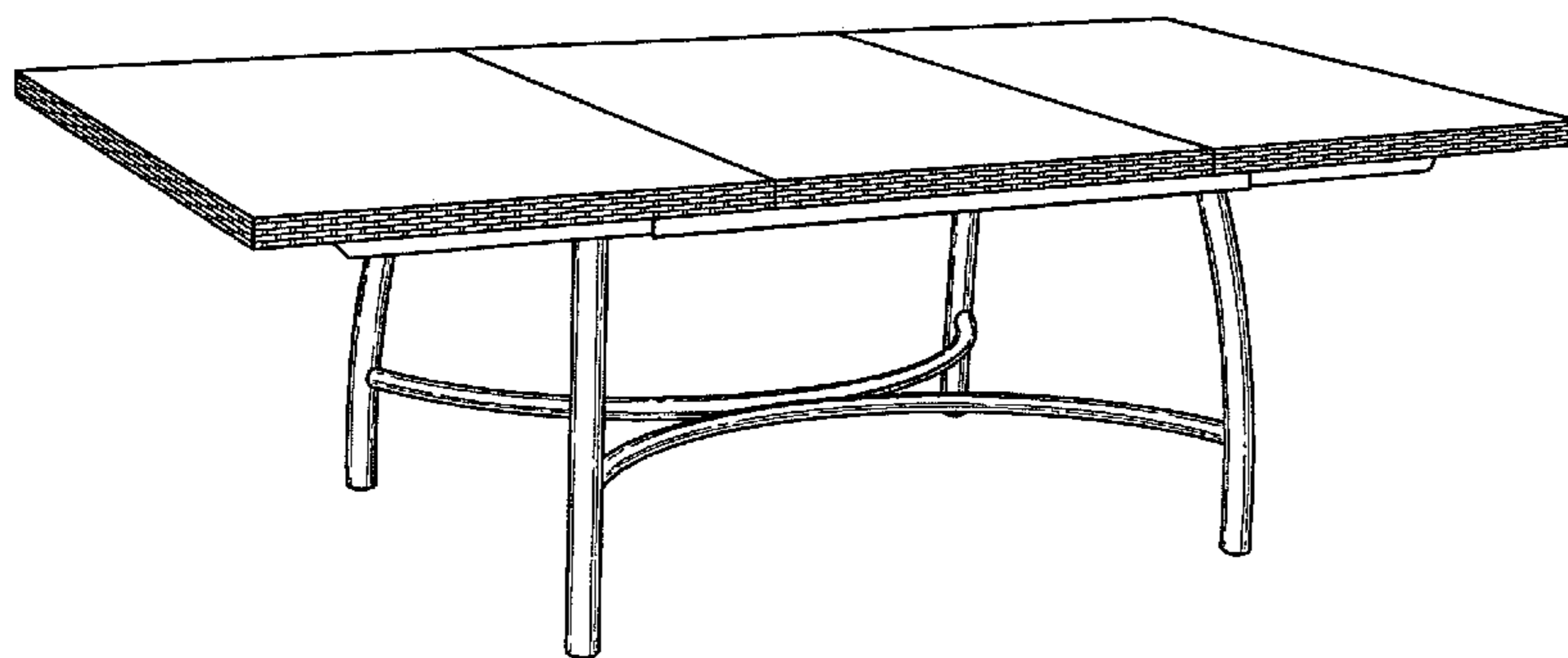
The ornamental design for a extendable table, as shown and described.

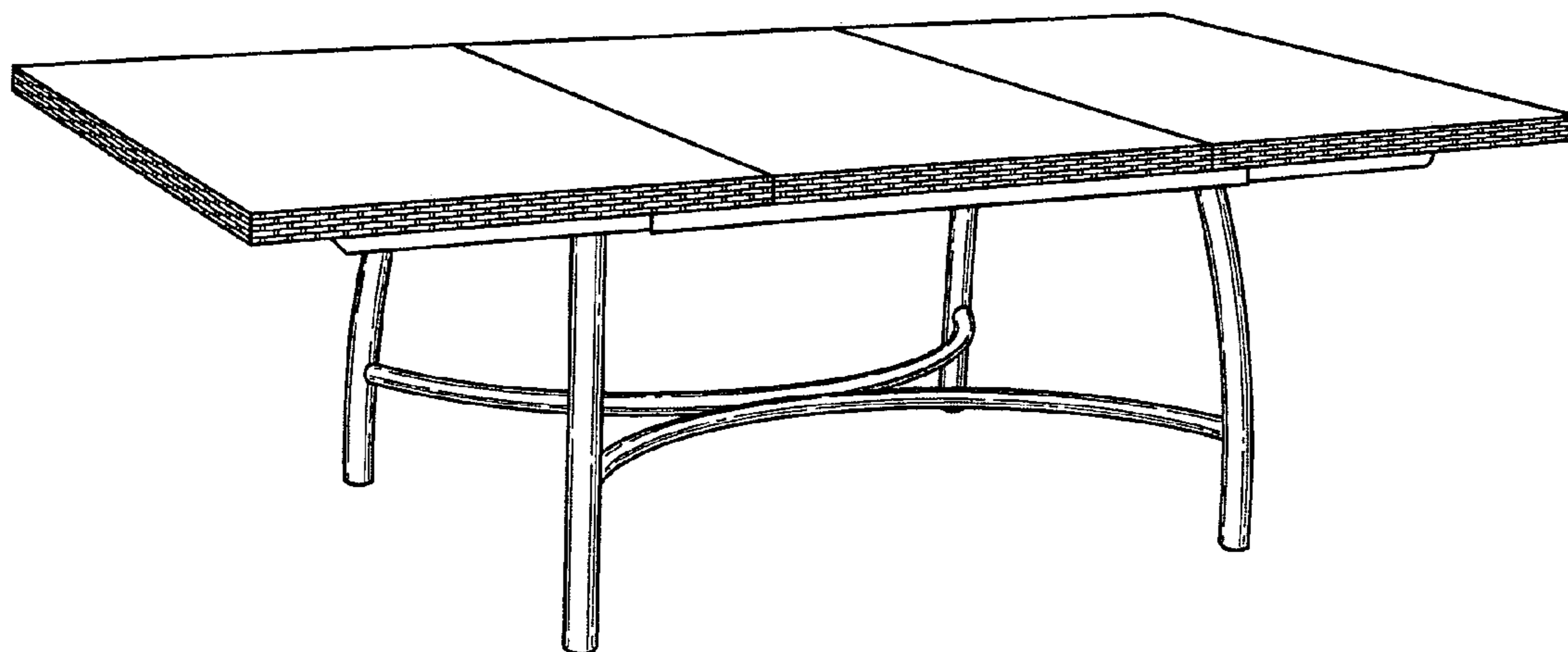
**DESCRIPTION**

FIG. 1 is a front perspective view of an extendable table showing our new design, a rear perspective view being a mirror image thereof; and,

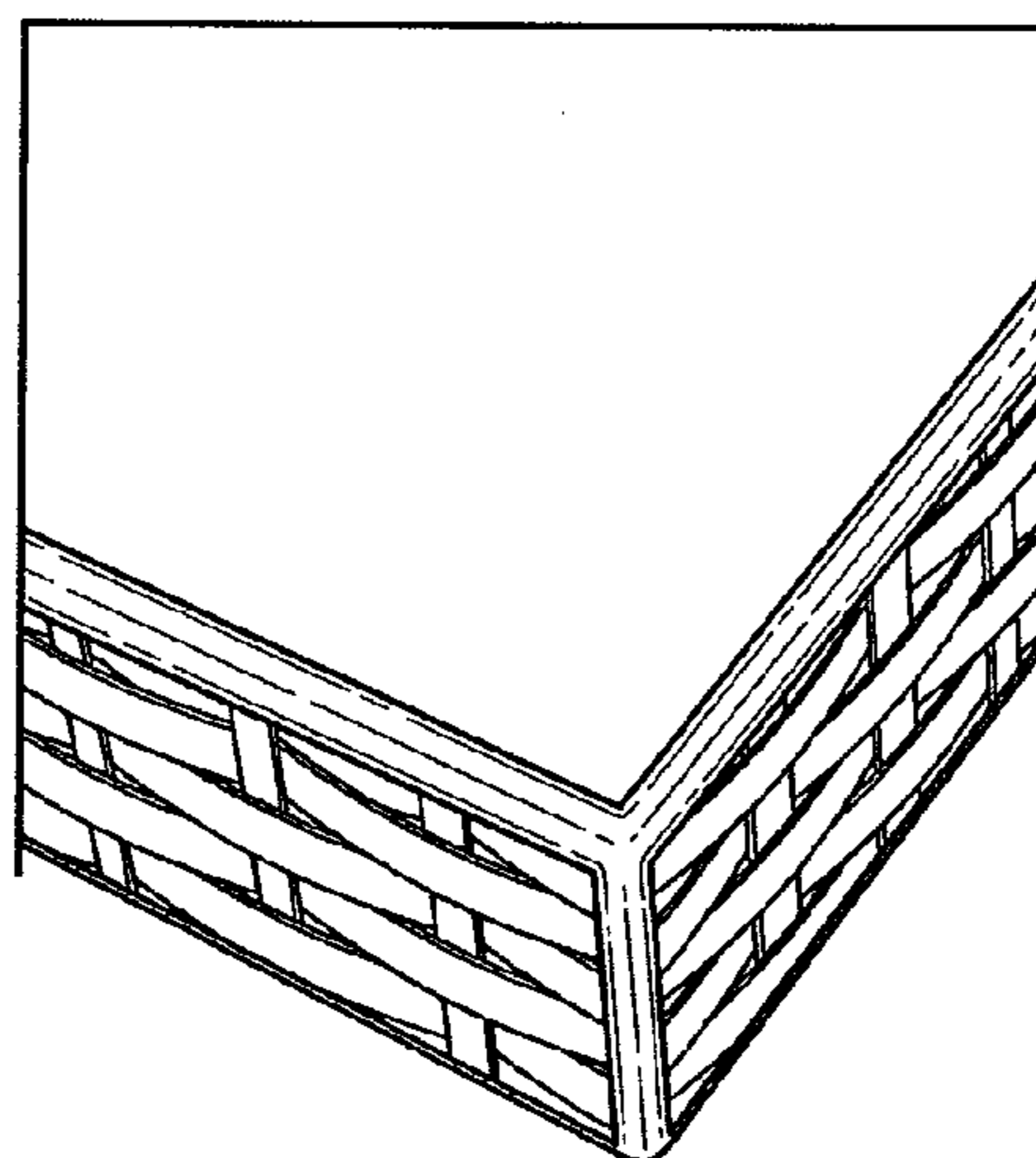
FIG. 2 is an enlarged partial view showing the basket weave-like edging of the table top which is continuous along the front, rear and both side edges of the table top of the table of FIG. 1.

**1 Claim, 1 Drawing Sheet**





**FIG. 1**



**FIG. 2**