



US00D582177S

(12) **United States Design Patent**
Tanaka et al.

(10) **Patent No.:** **US D582,177 S**
(45) **Date of Patent:** **** Dec. 9, 2008**

(54) **SHOW CASE**

(75) Inventors: **Kazuo Tanaka**, Tokyo (JP); **Toshihiko Irie**, Tokyo (JP); **Haruo Nozaki**, Amsterdam (NL)

(73) Assignee: **Wall Aktiengesellschaft**, Berlin (DE)

(**) Term: **14 Years**

(21) Appl. No.: **29/237,838**

(22) Filed: **Sep. 8, 2005**

(30) **Foreign Application Priority Data**

Mar. 9, 2005 (EM) 000308325-0001

(51) **LOC (8) Cl.** **06-04**

(52) **U.S. Cl.** **D6/470**

(58) **Field of Classification Search** D6/301,
D6/421, 455, 457, 470; D11/95, 116; D12/191;
D15/86; D20/10-11, 13, 17, 19, 22, 27,
D20/29, 31, 39-44, 99; D25/16; D34/1;
40/124.13, 312, 316, 358, 368-369, 564,
40/384, 591, 593, 607.09, 610, 611.12, 616-617,
40/624-630

See application file for complete search history.

(56) **References Cited**

U.S. PATENT DOCUMENTS

- D233,087 S * 10/1974 Martin D6/455
- D275,969 S * 10/1984 Bowers D6/470
- D293,985 S * 2/1988 White D6/455
- D324,790 S * 3/1992 Krautsack D6/455
- D349,829 S * 8/1994 Bustos D6/470
- D350,369 S * 9/1994 Shafley D20/10
- D386,208 S * 11/1997 Caulk D20/10
- D387,578 S * 12/1997 Caya D6/421
- D397,558 S * 9/1998 Caya D6/421
- D398,167 S * 9/1998 O'Reilly D6/421

- D409,761 S * 5/1999 O'Reilly D25/16
- D410,697 S * 6/1999 Smart D20/41
- D412,015 S * 7/1999 Greenfield D20/17
- D423,164 S * 4/2000 McKeown et al. D34/1
- 6,050,012 A * 4/2000 Greenfield 40/564
- D431,265 S * 9/2000 Herbst D20/10
- D433,455 S * 11/2000 Methot D20/10
- D439,618 S * 3/2001 Nucci et al. D20/10
- D468,114 S * 1/2003 Ong D6/301
- D500,418 S * 1/2005 Levin et al. D6/457
- D542,812 S * 5/2007 Mori D15/86
- D546,394 S * 7/2007 Tanaka et al. D20/39
- D556,264 S * 11/2007 Tanaka et al. D20/39

* cited by examiner

Primary Examiner—Caron D. Veynar

Assistant Examiner—Ricky Pham

(74) *Attorney, Agent, or Firm*—Paul Vincent

(57) **CLAIM**

The ornamental design for the show case, as shown.

DESCRIPTION

FIG. 1 shows a perspective view of a show case in accordance with the invention;

FIG. 2 shows a front view of the show case in accordance with FIG. 1;

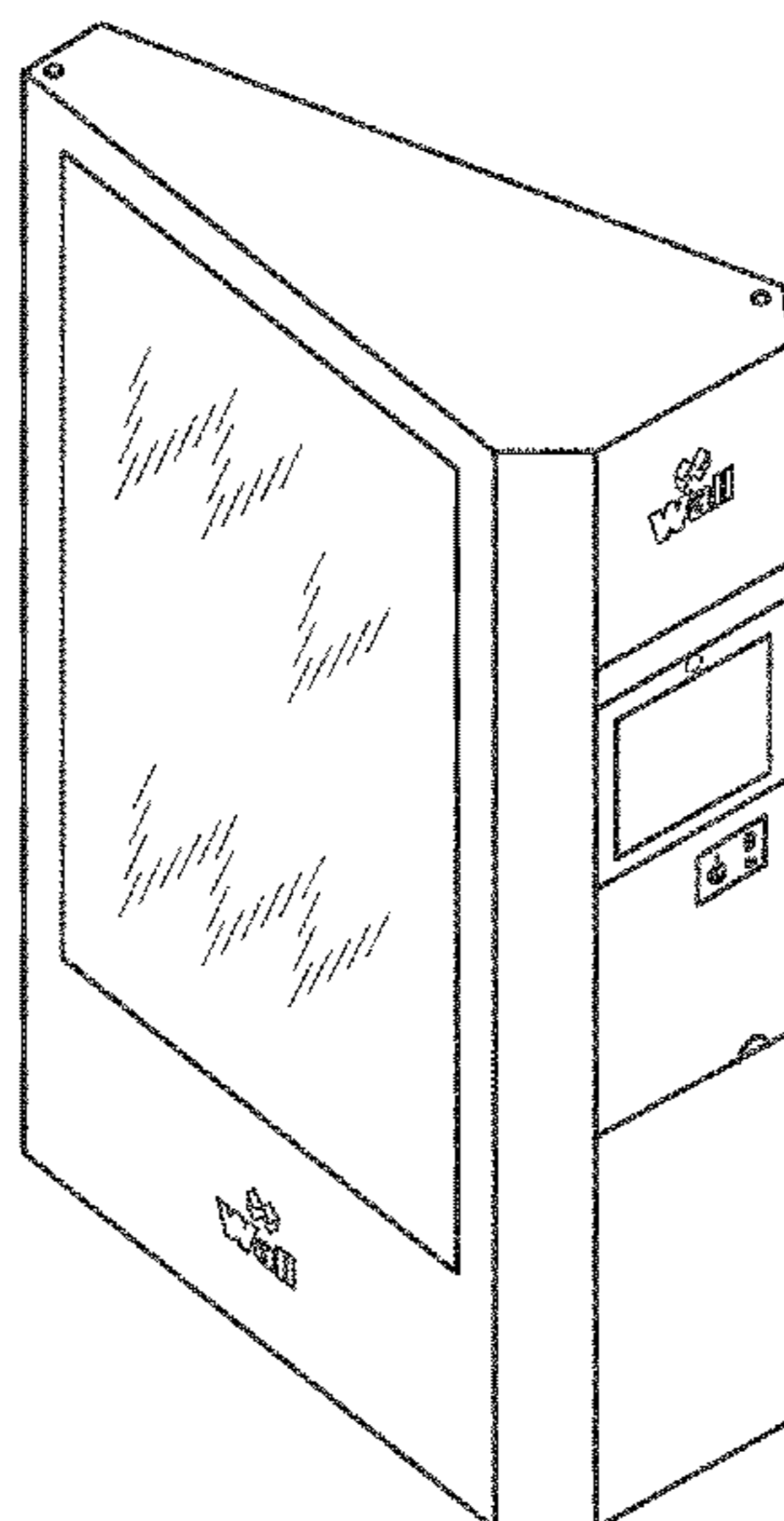
FIG. 3 shows a side view of the show case in accordance with FIGS. 1 and 2; and,

FIG. 4 shows a top view the show case in accordance with the FIGS. 1 through 3.

The rear, bottom and right side views form no part of the claimed design.

The trademark symbol shown in FIGS. 1-3 forming part of the claimed design is a registered trademark of the WALL AKTIENGESELLSCHAFT company.

1 Claim, 1 Drawing Sheet



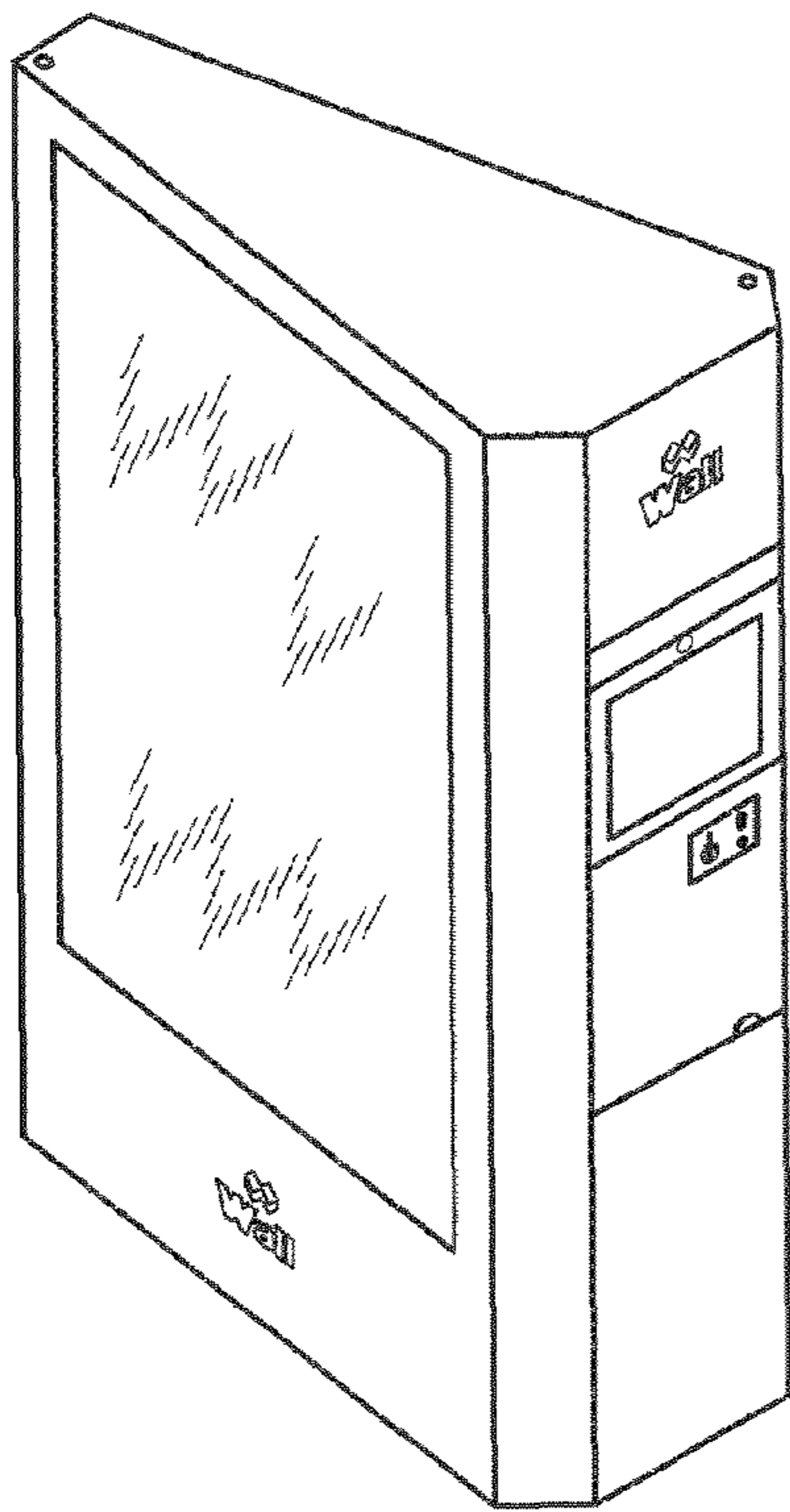


Fig. 1

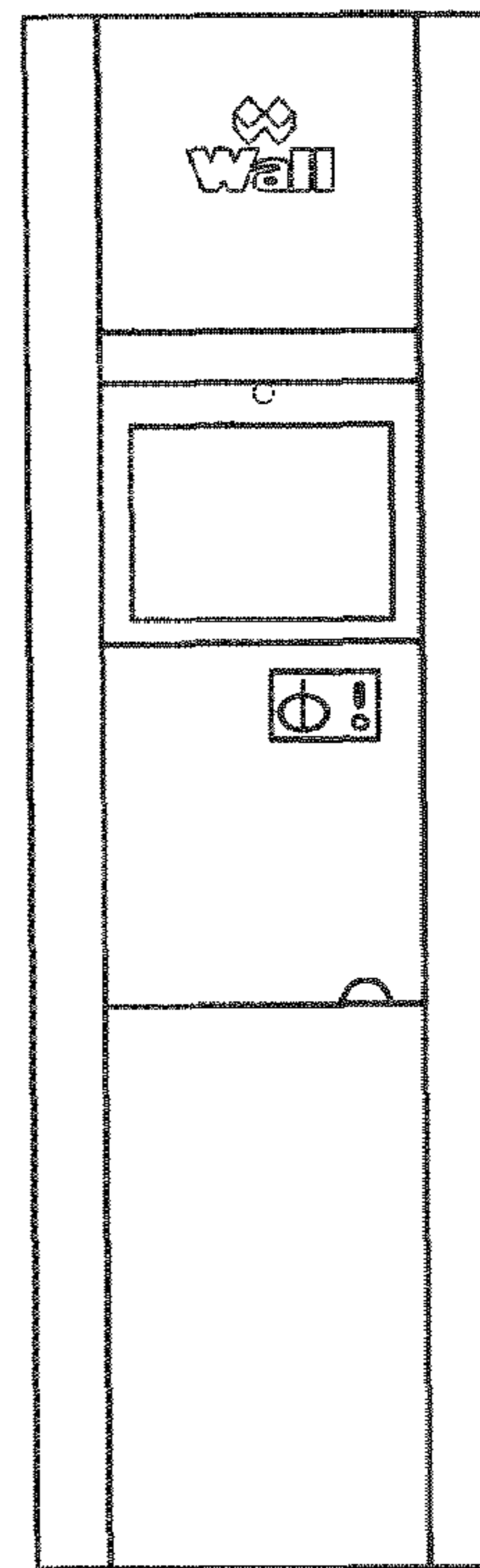


Fig. 2




Fig. 3

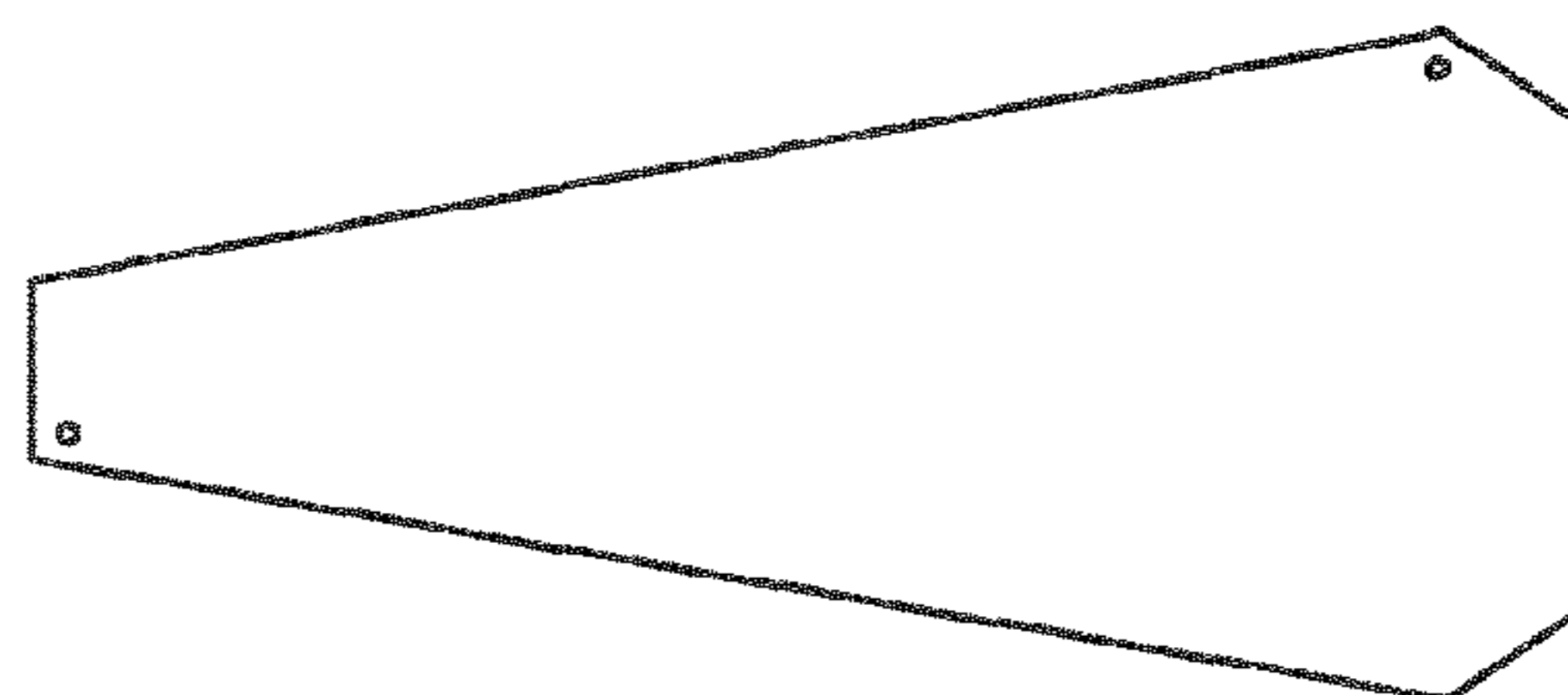


Fig. 4