



US00D582167S

(12) **United States Design Patent**  
**Auberger et al.**

(10) **Patent No.:** **US D582,167 S**

(45) **Date of Patent:** **\*\* Dec. 9, 2008**

(54) **STOOL SEAT**

(75) Inventors: **Benoit Auberger**, Mouilleron en Pareds (FR); **Christelle Boutin**, Bressuire (FR)

(73) Assignee: **Wesco Company S.A.**, Cerizay (FR)

(\*\*) Term: **14 Years**

(21) Appl. No.: **29/288,772**

(22) Filed: **Jun. 19, 2007**

(30) **Foreign Application Priority Data**

Dec. 19, 2006 (EM) ..... 000643333-0075

(51) **LOC (8) Cl.** ..... **06-01**

(52) **U.S. Cl.** ..... **D6/349**

(58) **Field of Classification Search** ..... D6/349-353, D6/355, 363, 364, 500-502, 511; 297/16.1, 297/118, 175, 195.1, 423.1, 423.14, 423.39, 297/423.41, 440.1, 440.12, 461, 462; 108/150  
See application file for complete search history.

(56) **References Cited**

**U.S. PATENT DOCUMENTS**

3,338,190 A \* 8/1967 Hammond ..... 108/156  
D309,681 S \* 8/1990 Solomon et al. .... D6/351

D432,802 S \* 10/2000 Taylor et al. .... D6/351  
D445,268 S \* 7/2001 Taylor et al. .... D6/351  
D481,229 S \* 10/2003 Weaver ..... D6/499  
D482,741 S \* 11/2003 Chaudoreille ..... D21/493  
D506,080 S \* 6/2005 Ho ..... D6/349  
D570,124 S \* 6/2008 Auberger et al. .... D6/349  
D570,137 S \* 6/2008 Auberger et al. .... D6/500

\* cited by examiner

*Primary Examiner*—Sandra Snapp

(74) *Attorney, Agent, or Firm*—Horst M. Kasper


(57) **CLAIM**

The ornamental design for a stool seat, as shown and described.

**DESCRIPTION**

FIG. 1 is a front elevational view of stool seat;  
FIG. 2 is a top plan view thereof;  
FIG. 3 is a rear elevational view thereof;  
FIG. 4 is a right side elevational view thereof;  
FIG. 5 is a left side elevational view thereof;  
FIG. 6 is a bottom plan view thereof; and,  
FIG. 7 is a front perspective view thereof.

**1 Claim, 2 Drawing Sheets**



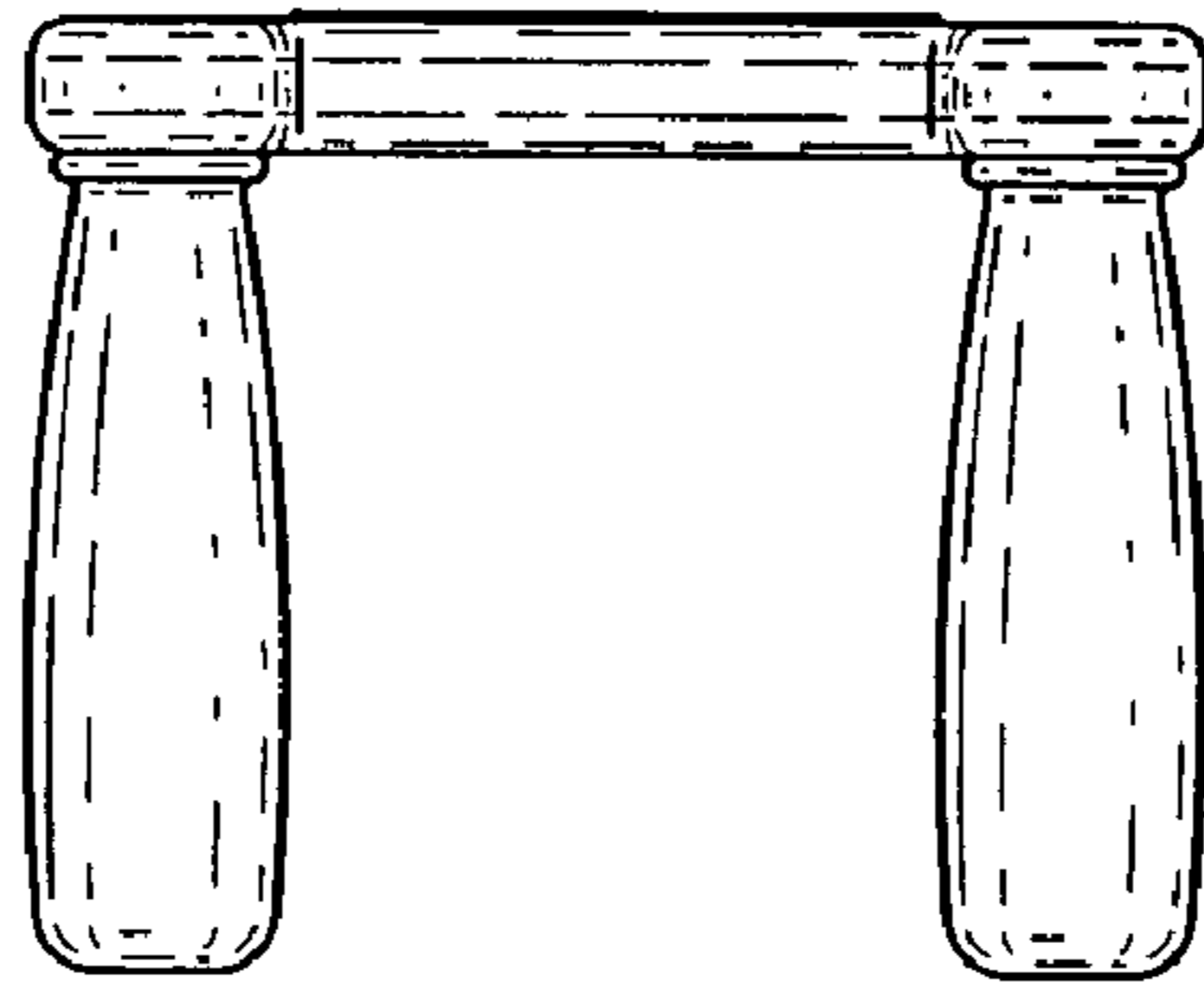


Fig. 1




Fig. 2




Fig. 3

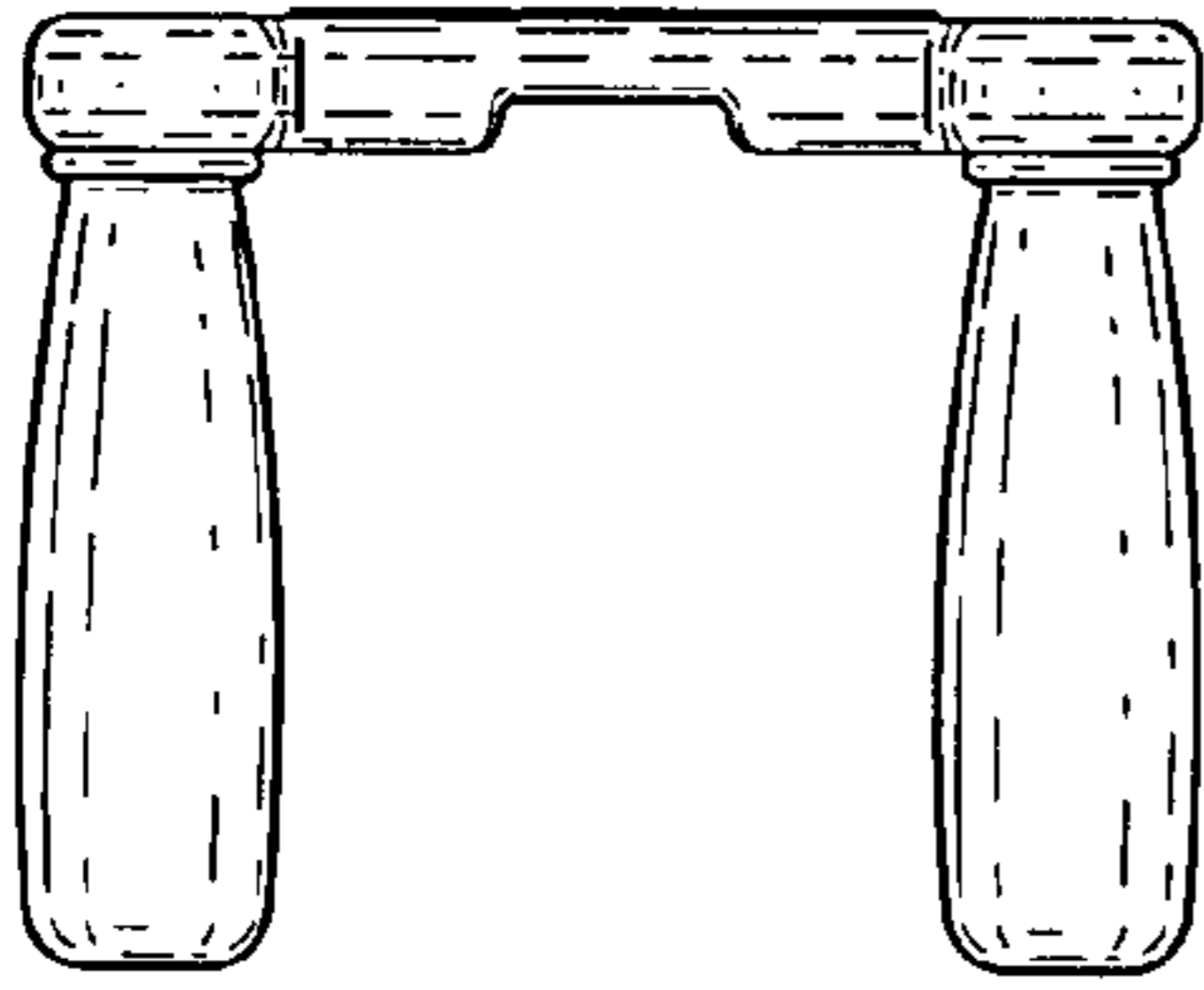


Fig.4




Fig.5

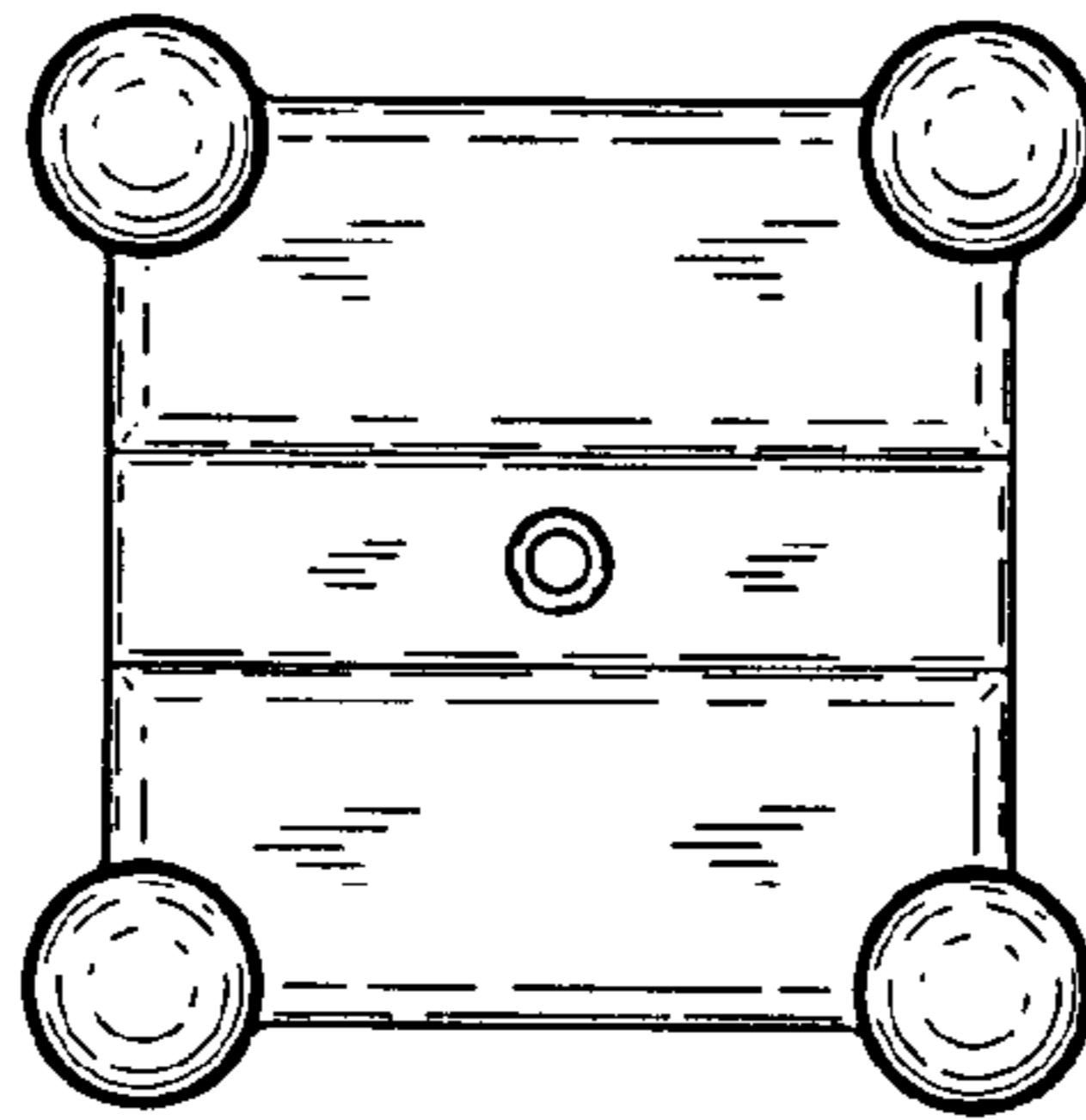


Fig.6

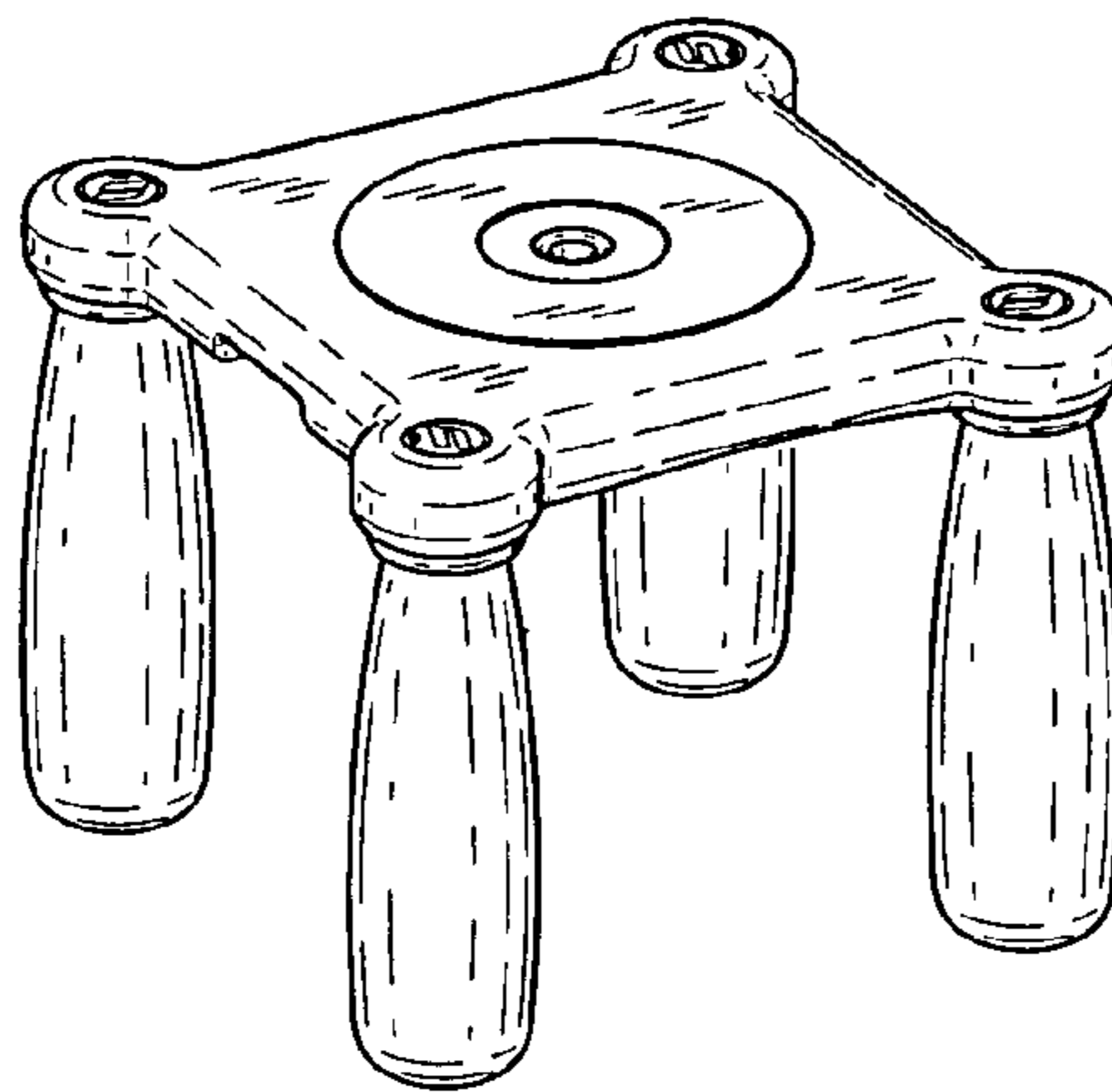


Fig.7