



US00D582155S

(12) **United States Design Patent**  
**Gonzalez**

(10) **Patent No.:** **US D582,155 S**  
(45) **Date of Patent:** **\*\* Dec. 9, 2008**

(54) **HANDBAG**

(75) Inventor: **Alvaro Gonzalez**, Florence (IT)

(73) Assignee: **J. Choo Limited**, London (GB)

(\*\*) Term: **14 Years**

(21) Appl. No.: **29/289,257**

(22) Filed: **Jul. 13, 2007**

(30) **Foreign Application Priority Data**

Jan. 15, 2007 (EM) ..... 000654900-0014

(51) **LOC (8) Cl.** ..... **03-01**

(52) **U.S. Cl.** ..... **D3/243**

(58) **Field of Classification Search** ..... D3/232-234,  
D3/240-246, 318, 322, 324; 150/100, 103-104,  
150/107-110, 118-119

See application file for complete search history.

(56) **References Cited**

**U.S. PATENT DOCUMENTS**

D163,276 S 6/1951 Wiggin  
D422,405 S 4/2000 du Sartel  
D523,630 S \* 6/2006 Handley ..... D3/243

**OTHER PUBLICATIONS**

U.S. Appl. No. 29/289,280, filed Jul. 12, 2007.

\* cited by examiner

*Primary Examiner*—Holly H Baynham

(74) *Attorney, Agent, or Firm*—Fross Zelnick Lehrman &  
Zissu, P.C.; Lawrence E. Apolzon, Esq.

(57) **CLAIM**

The ornamental design for handbag, as shown and described.

**DESCRIPTION**

FIG. 1 is a front perspective view of a handbag showing my new design;

FIG. 2 is a front view of the handbag shown in FIG. 1;

FIG. 3 is a rear view of the handbag shown in FIG. 1;

FIG. 4 is a right side view of the handbag shown in FIG. 1 (with the left side view being a mirror image thereof);

FIG. 5 is a top view of the handbag shown in FIG. 1;

FIG. 6 is a bottom view of the handbag shown in FIG. 1;

FIG. 7 is a front perspective view of an alternative embodiment of the handbag shown in FIG. 1;

FIG. 8 is front view of the alternative embodiment of the handbag shown in FIG. 7;

FIG. 9 is a rear view of the alternative embodiment of the handbag shown in FIG. 7;

FIG. 10 is a right side view of the alternative embodiment of the handbag shown in FIG. 7 (with the left side view being a mirror image thereof);

FIG. 11 is a top view of the alternative embodiment of the handbag shown in FIG. 7; and,

FIG. 12 is a bottom view of the alternative embodiment of the handbag shown in FIG. 7.

The broken line showing of the handle, buckles, and jewel piece is for illustrative purposes only and forms no part of the claimed design.

**1 Claim, 12 Drawing Sheets**





FIG. 1



FIG. 2



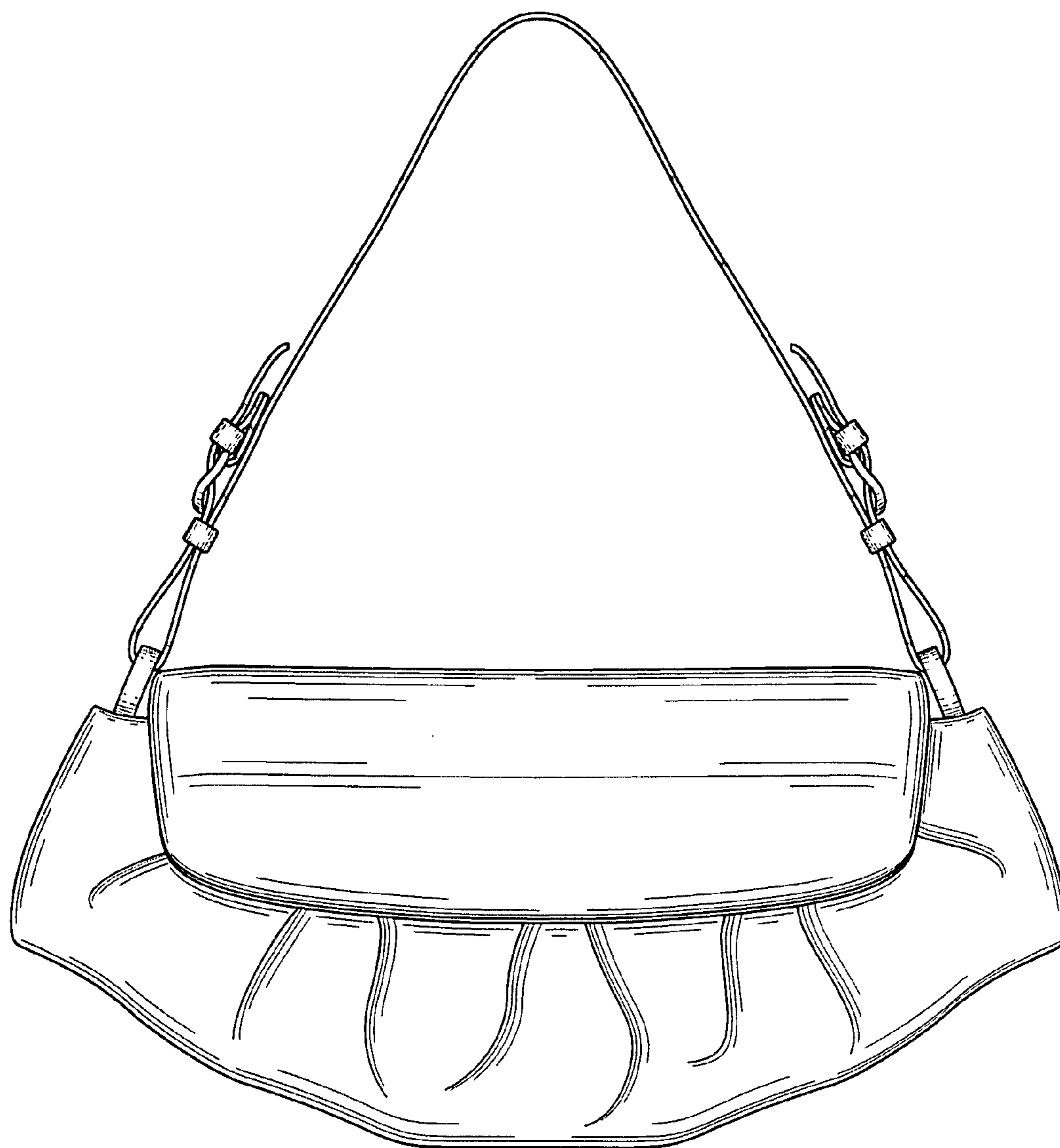


FIG. 3

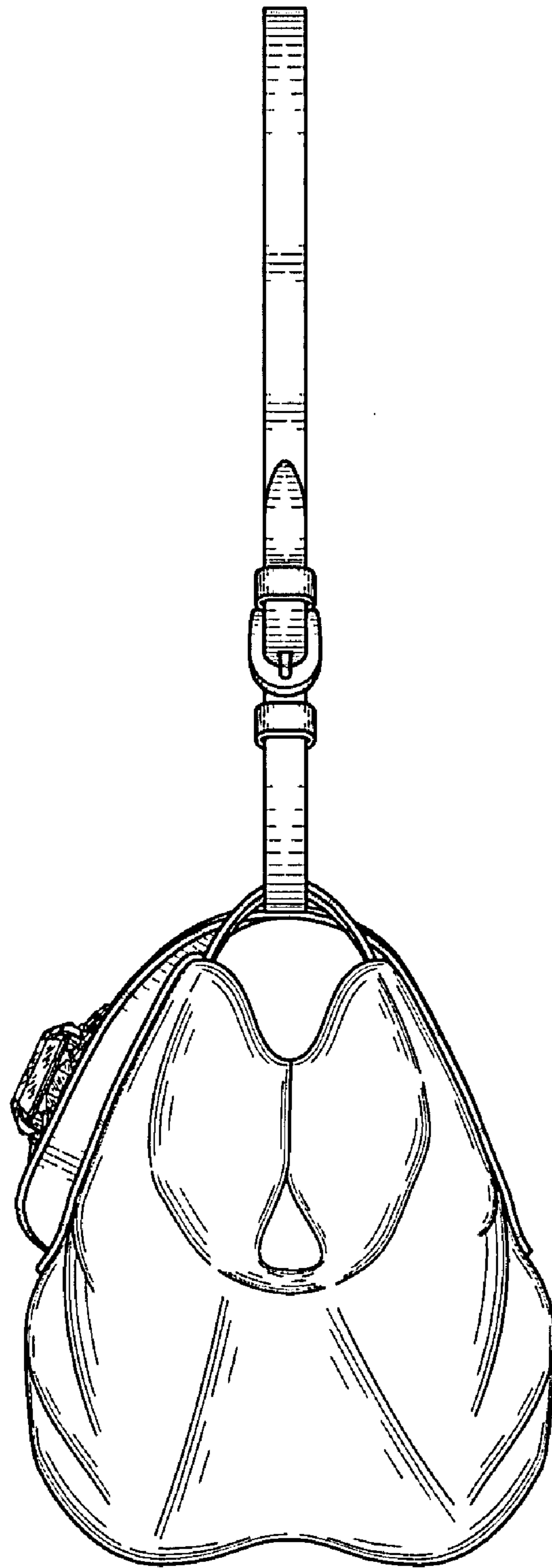


FIG. 4




FIG. 5

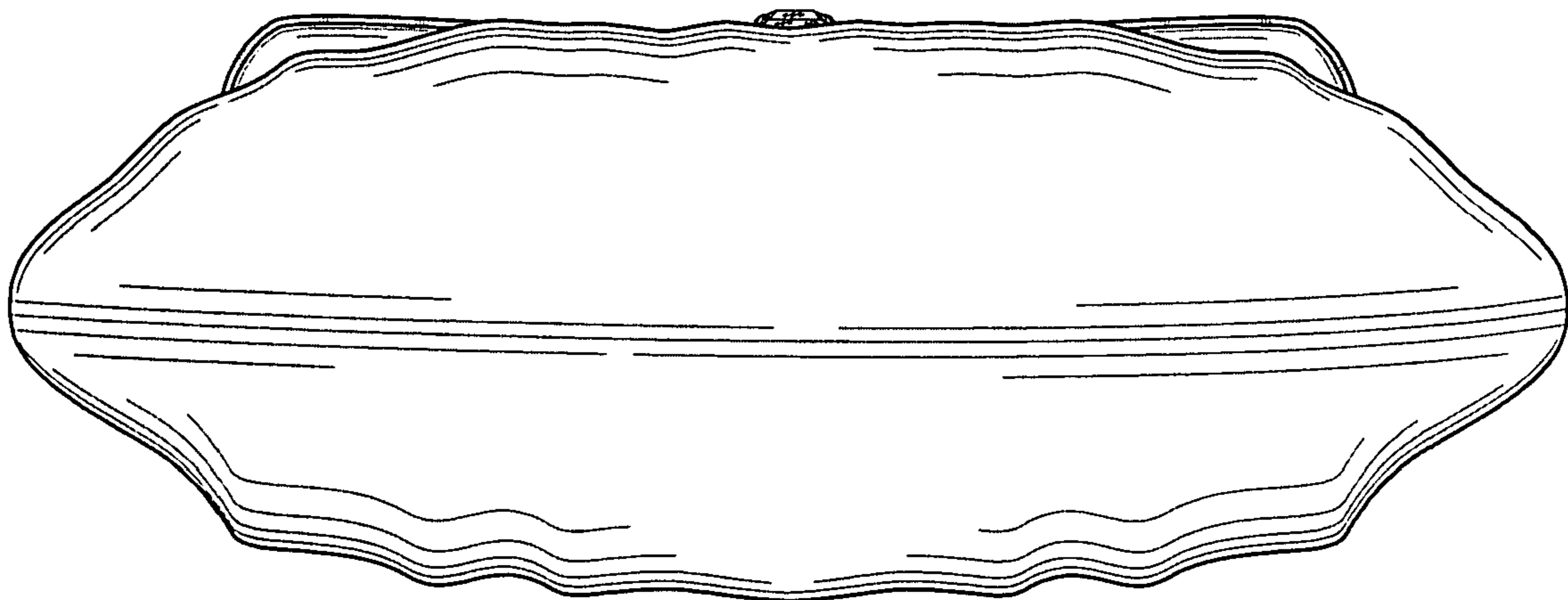


FIG. 6



FIG. 7






FIG. 8

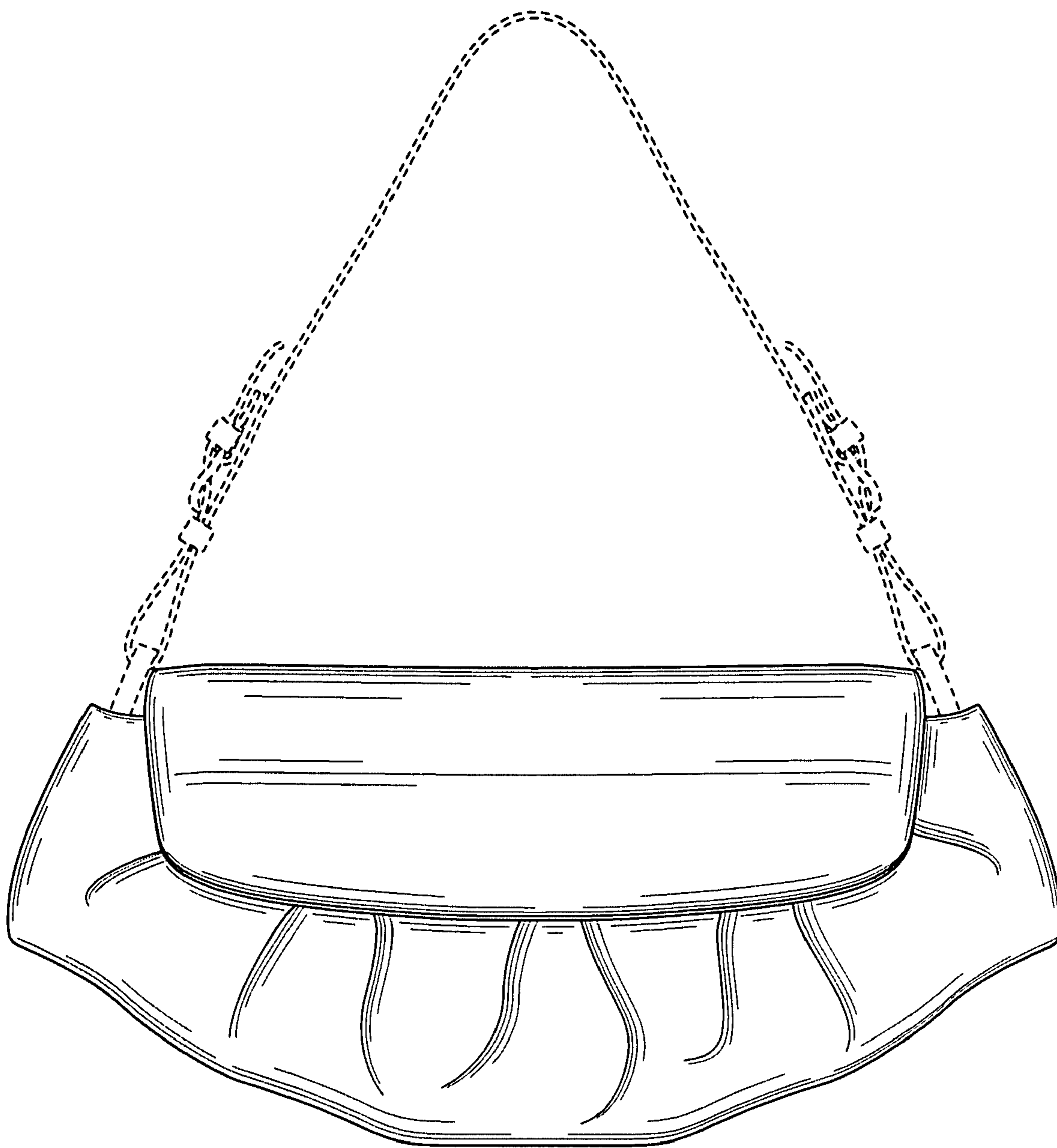


FIG. 9

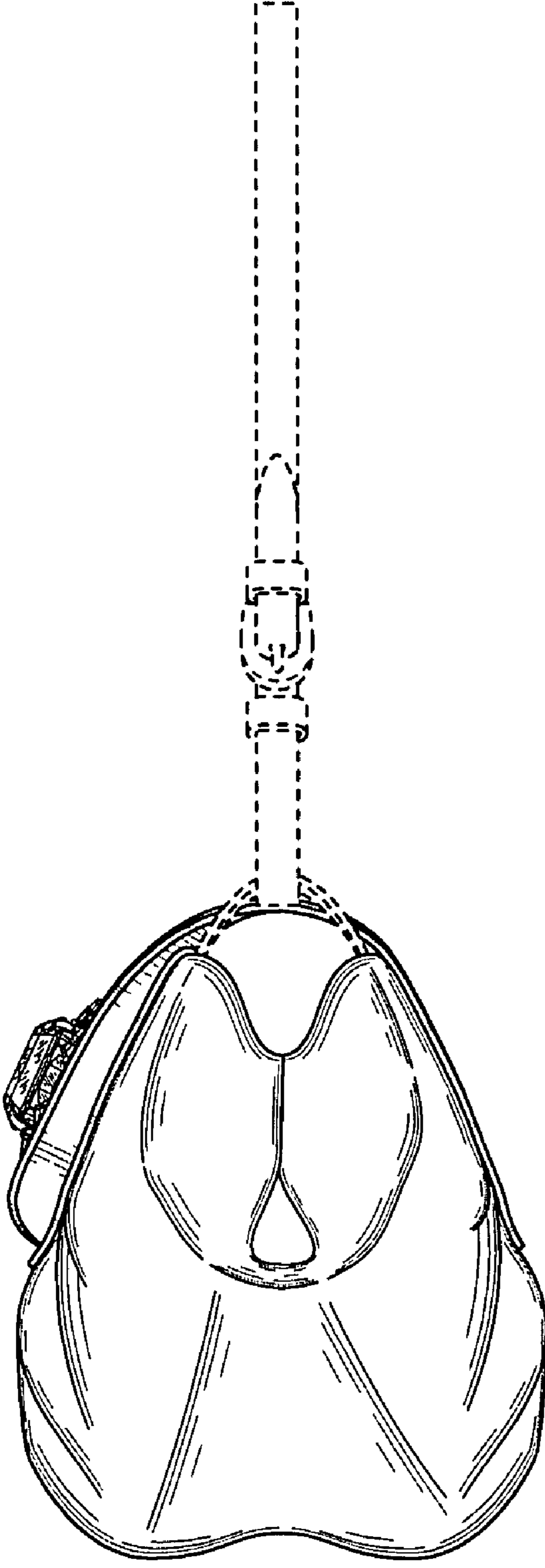


FIG. 10




FIG. 11



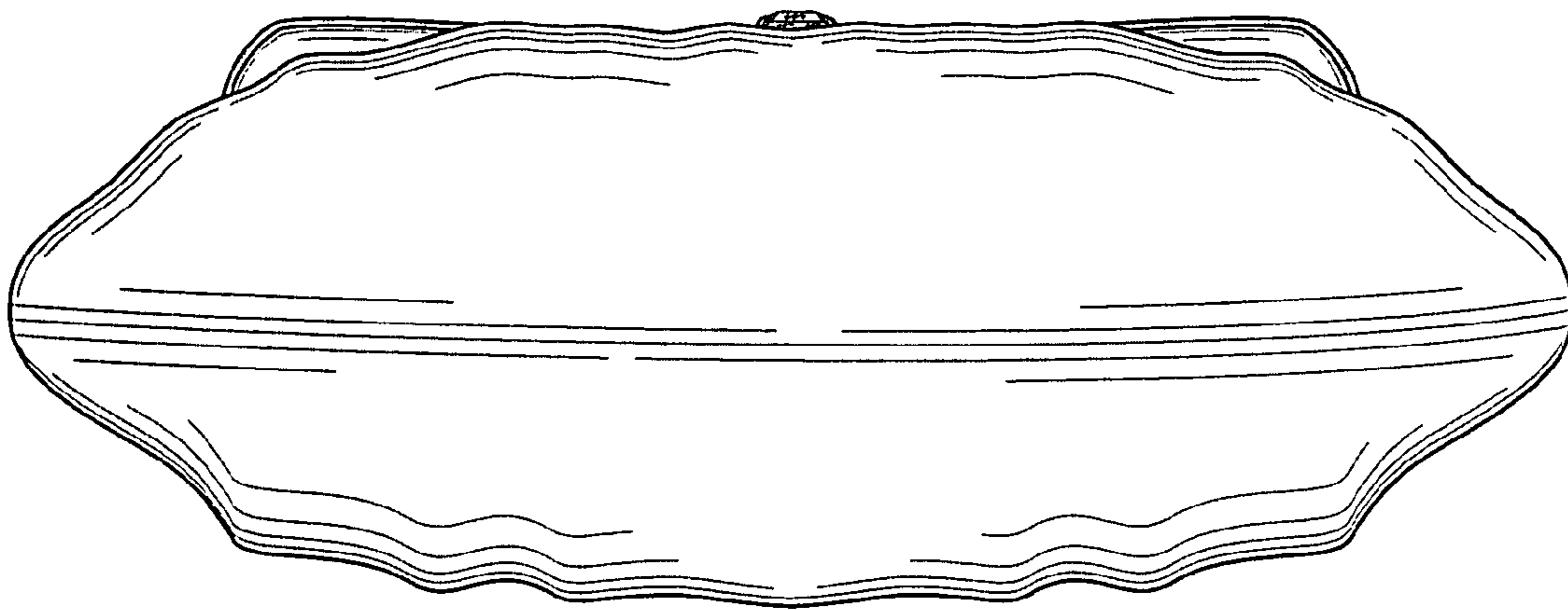


FIG. 12