



US00D582144S

(12) **United States Design Patent**  
**Guers-Neyraud**

(10) **Patent No.:** **US D582,144 S**  
(45) **Date of Patent:** **\*\* Dec. 9, 2008**

(54) **FOOTWEAR**

(75) Inventor: **Elisabeth Guers-Neyraud**, Paris (FR)

(73) Assignee: **J. Choo Limited**, London (GB)

(\*\*) Term: **14 Years**

(21) Appl. No.: **29/289,546**

(22) Filed: **Jul. 23, 2007**

(30) **Foreign Application Priority Data**

Jan. 24, 2007 (EM) ..... 000660592-007

(51) **LOC (8) Cl.** ..... **02-99**

(52) **U.S. Cl.** ..... **D2/971; D2/940; D11/221**

(58) **Field of Classification Search** ..... D2/896,  
D2/925-942, 964-966, 971; 36/34 R-35 B,  
36/83, 105; D11/221; 24/381-436  
See application file for complete search history.

(56) **References Cited**

**U.S. PATENT DOCUMENTS**

557,207	A *	3/1896	Judson	.....	24/387
1,243,458	A *	10/1917	Sundback	.....	24/435
1,508,133	A *	9/1924	Sundback	.....	24/387
D67,739	S	7/1925	Blair		
1,557,304	A *	10/1925	Marinsky	.....	24/407
1,562,254	A *	11/1925	Prentice	.....	24/435
1,632,064	A *	6/1927	Gammeter	.....	24/414
D73,597	S	10/1927	Blair		
1,734,165	A *	11/1929	French	.....	D11/221
2,032,438	A *	3/1936	Riecken	.....	24/430
D101,845	S *	11/1936	Ebling	.....	D2/925
2,176,445	A *	10/1939	L'Amie	.....	24/426
D128,420	S *	7/1941	McGillicuddy	.....	D2/929

D153,769	S *	5/1949	Diamant	.....	D2/927
3,641,634	A *	2/1972	Asai	.....	24/429
D500,583	S	1/2005	Belley et al.		
D500,916	S *	1/2005	Choi	.....	D2/971
D512,340	S *	12/2005	Keyaki et al.	.....	D11/221
D529,268	S *	10/2006	Choi	.....	D2/969
D556,981	S *	12/2007	Choi	.....	D2/939

**OTHER PUBLICATIONS**

U.S. Appl. No. 29/289,547, filed Jul. 23, 2007.  
U.S. Appl. No. 29/289,548, filed Jul. 23, 2007.  
U.S. Appl. No. 29/289,291, filed Jul. 12, 2007.

\* cited by examiner

*Primary Examiner*—Dominic Simone

(74) *Attorney, Agent, or Firm*—Fross Zelnick Lehrman & Zissu, P.C.; Lawrence E. Apolzon, Esq.

(57) **CLAIM**

The ornamental design for footwear, as shown and described.

**DESCRIPTION**

FIG. 1 is a front perspective view of a shoe showing my footwear design;

FIG. 2 is a left side view of the footwear shown in FIG. 1;

FIG. 3 is a right side view of the footwear shown in FIG. 1;

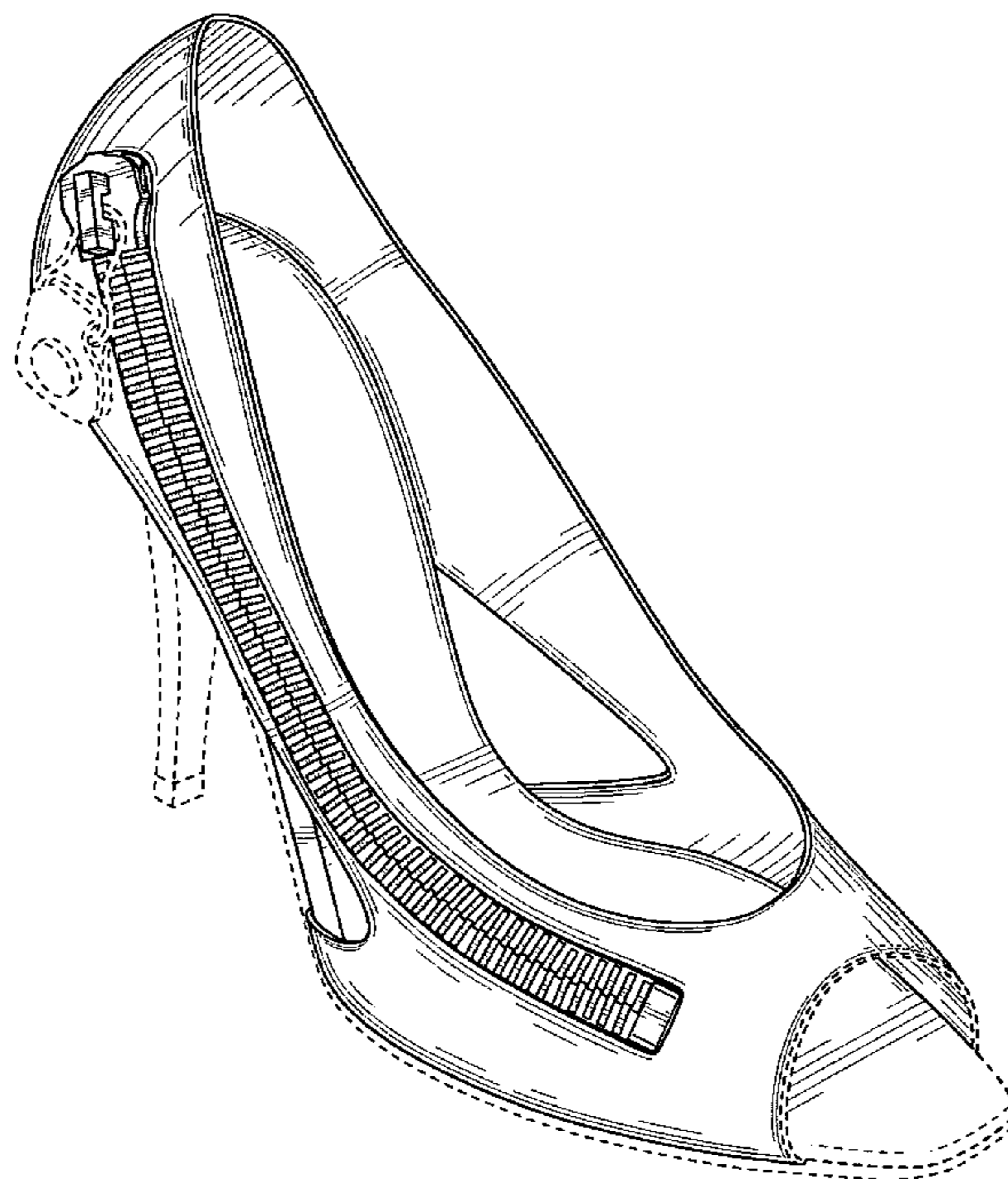
FIG. 4 is a front view of the footwear shown in FIG. 1;

FIG. 5 is a rear view of the footwear shown in FIG. 1; and,

FIG. 6 is a top view of the footwear shown in FIG. 1.

The broken line showing of the body of the shoe, sole, heel, heel cap, foot bed and zipper clasp is for illustrative purposes only and forms no part of the claimed design.

**1 Claim, 6 Drawing Sheets**



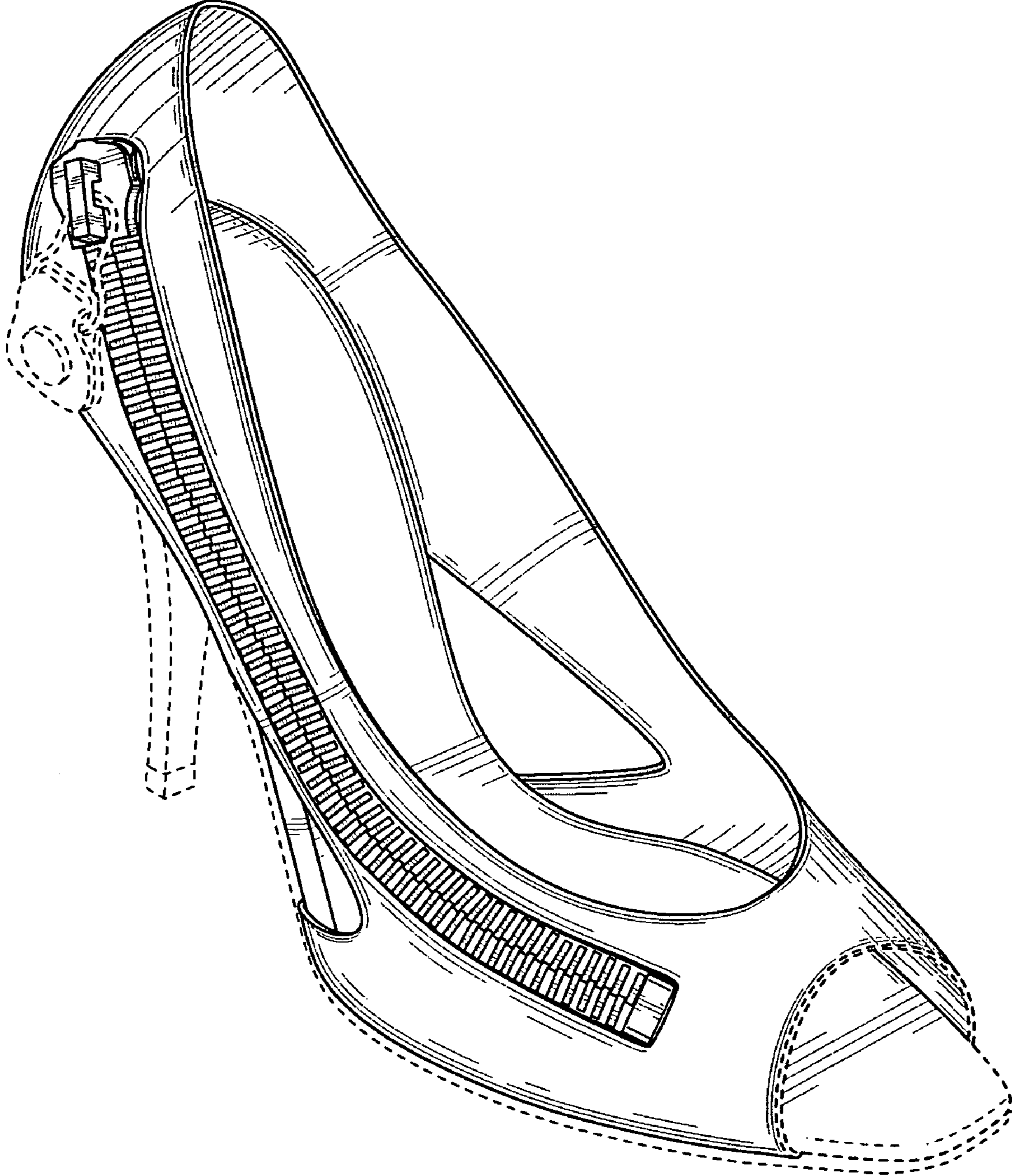


FIG. 1

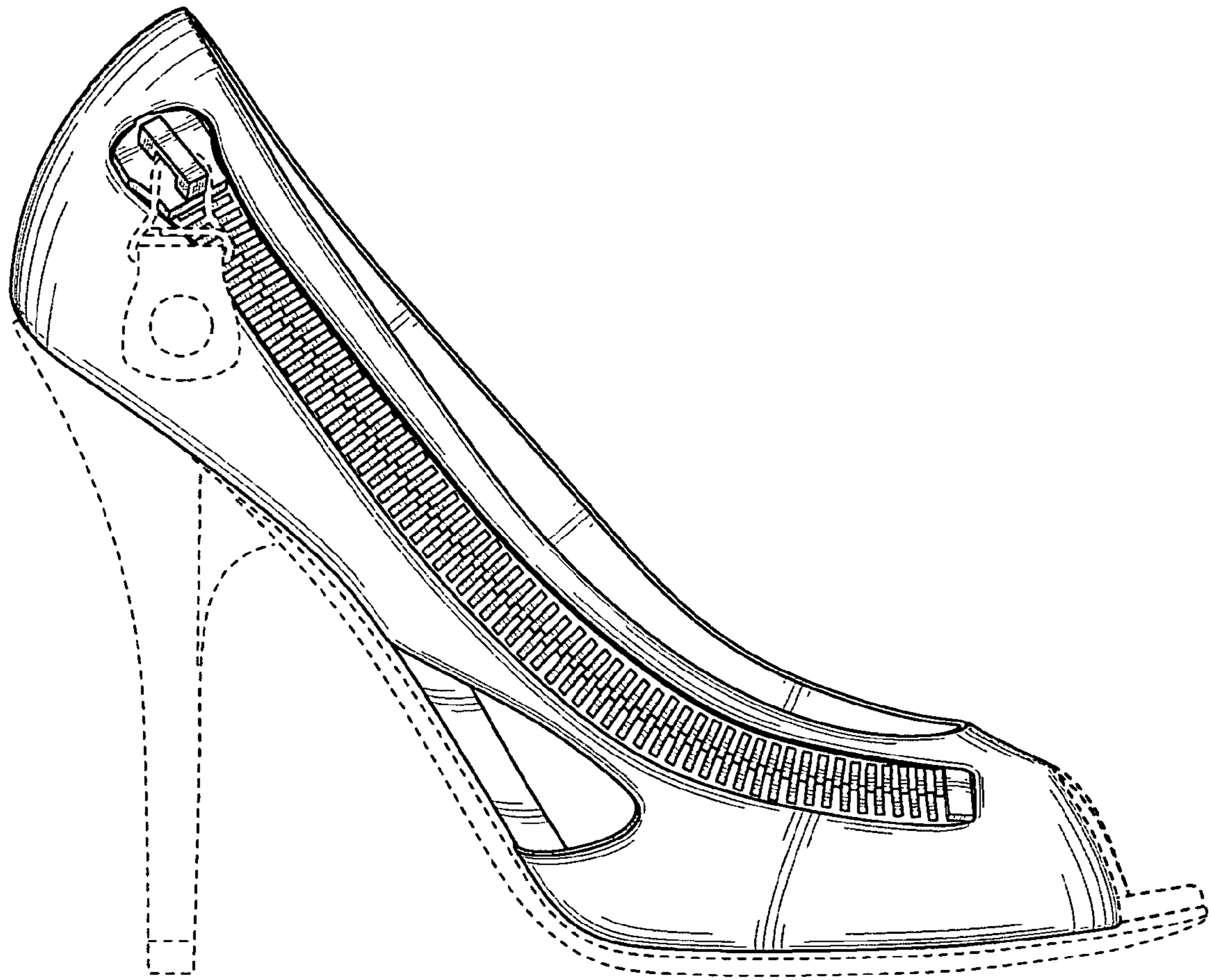


FIG. 2



FIG. 3

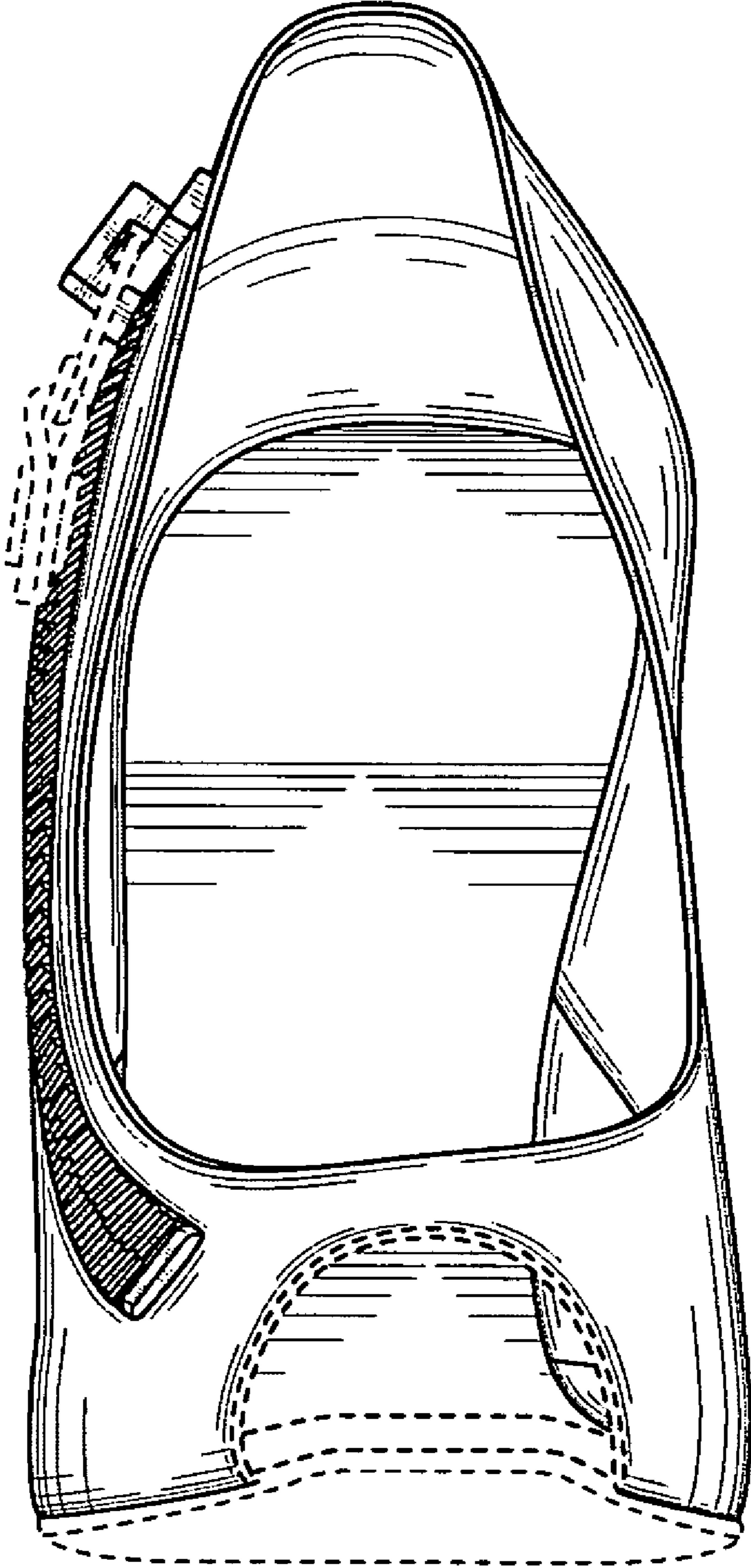


FIG. 4

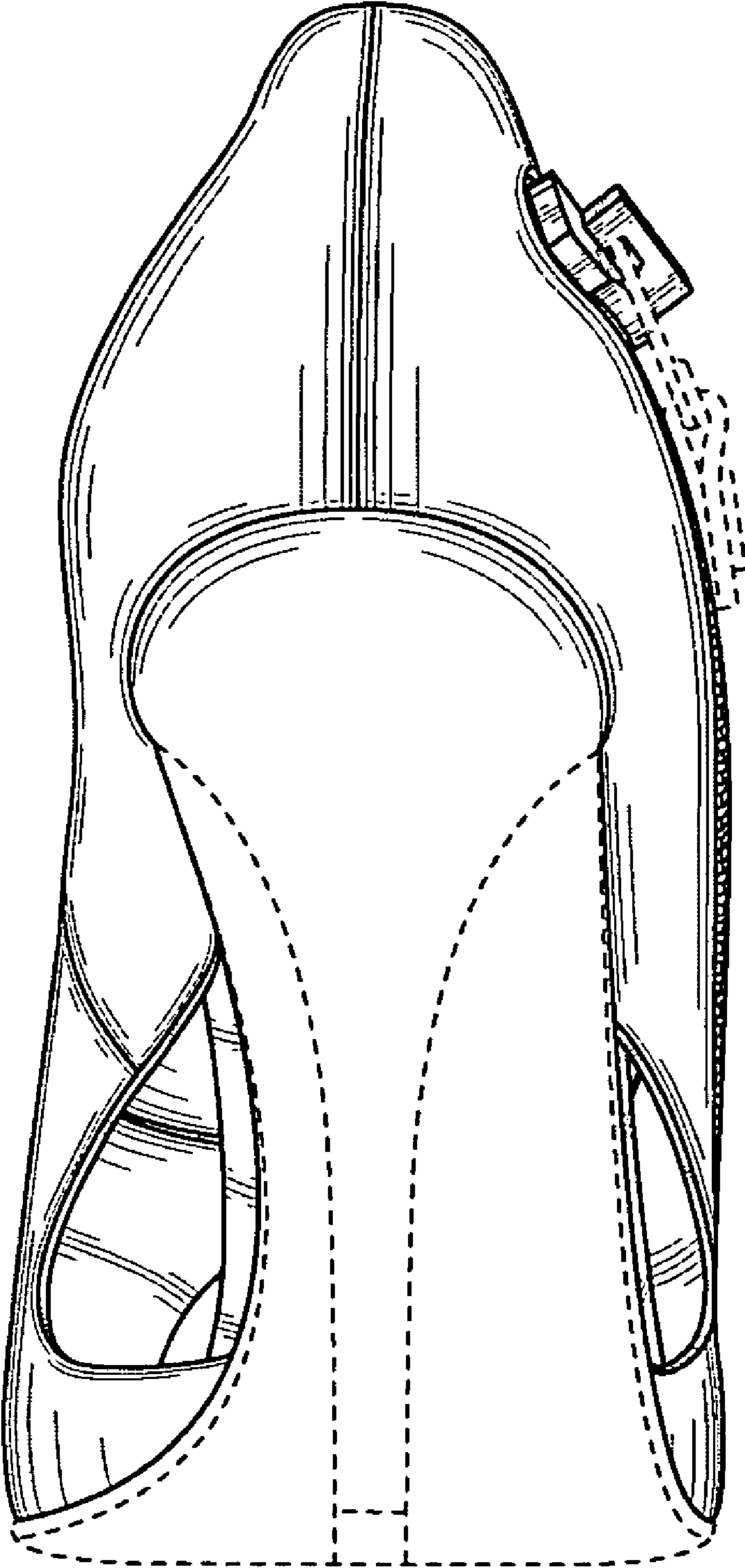


FIG. 5

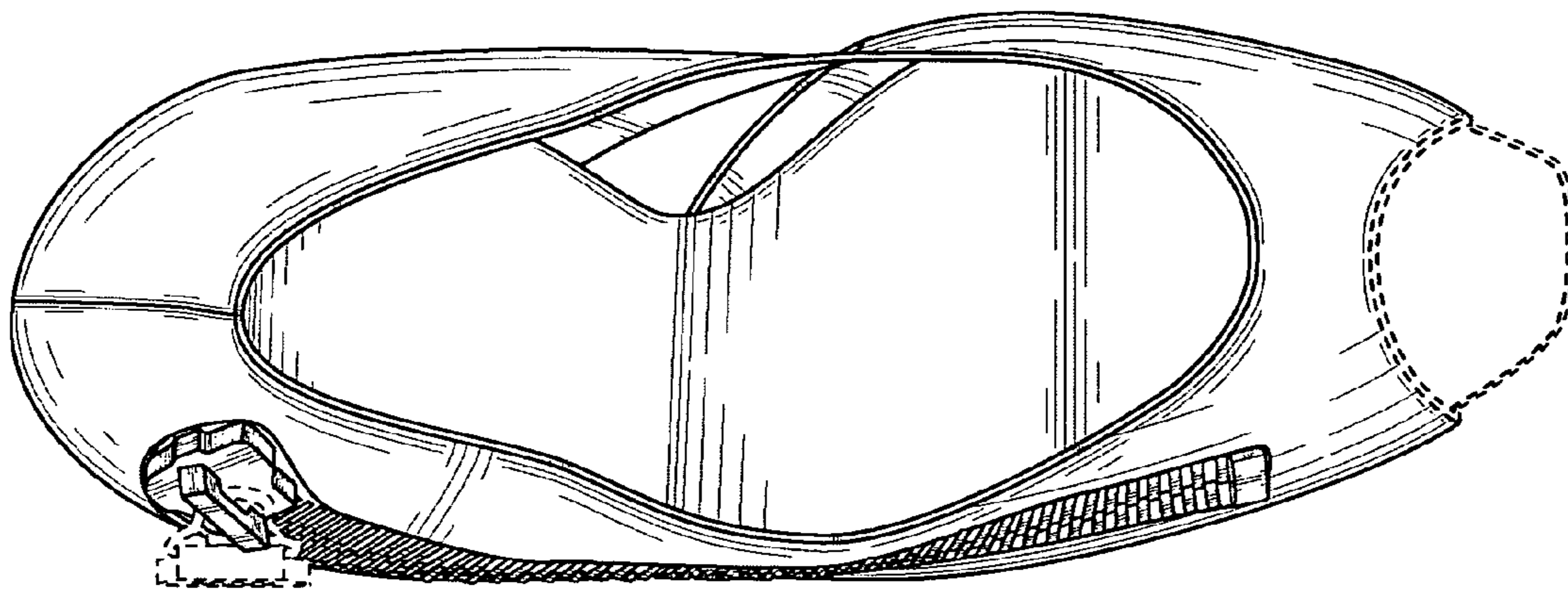


FIG. 6