



US00D582142S

(12) **United States Design Patent**  
**Guers-Neyraud**

(10) **Patent No.:** **US D582,142 S**  
(45) **Date of Patent:** **\*\* Dec. 9, 2008**

(54) **FOOTWEAR**

D568,033 S \* 5/2008 Choi ..... D2/940

(75) Inventor: **Elisabeth Guers-Neyraud**, Paris (FR)

(73) Assignee: **J. Choo Limited**, London (GB)

(\*\*) Term: **14 Years**

(21) Appl. No.: **29/289,516**

(22) Filed: **Jul. 23, 2007**

(51) **LOC (8) Cl.** ..... **02-99**

(52) **U.S. Cl.** ..... **D2/971; D2/939; D2/940**

(58) **Field of Classification Search** ..... D2/896,  
D2/925-942, 964-966, 971; 36/34 R-35 B,  
36/83, 105

See application file for complete search history.

(56) **References Cited**

**U.S. PATENT DOCUMENTS**

|               |         |                    |         |
|---------------|---------|--------------------|---------|
| D111,484 S *  | 9/1938  | Biel .....         | D2/943  |
| D152,568 S *  | 2/1949  | Sandler .....      | D2/927  |
| D153,769 S *  | 5/1949  | Diamont .....      | D2/927  |
| D166,385 S *  | 4/1952  | Gazda .....        | D2/966  |
| 3,086,302 A * | 4/1963  | Sultan .....       | 36/34 A |
| D199,388 S *  | 10/1964 | Ishida .....       | D2/966  |
| D513,846 S *  | 1/2006  | Choi .....         | D2/971  |
| D544,193 S *  | 6/2007  | Choi .....         | D2/971  |
| D559,523 S *  | 1/2008  | Choi .....         | D2/971  |
| D566,957 S *  | 4/2008  | Belley et al. .... | D2/971  |

**OTHER PUBLICATIONS**

U.S. Appl. No. 29/289,517, filed Jul. 23, 2007.

U.S. Appl. No. 29/289,289, filed Jul. 12, 2007.

U.S. Appl. No. 29/289,518, filed Jul. 23, 2007.

\* cited by examiner

*Primary Examiner*—Dominic Simone

(74) *Attorney, Agent, or Firm*—Fross Zelnick Lehrman & Zissu, P.C.; Lawrence E. Apolzon, Esq.

(57) **CLAIM**

The ornamental design for footwear, as shown and described.

**DESCRIPTION**

FIG. 1 is a front perspective view of the footwear showing my footwear design;

FIG. 2 is a left side view of the footwear shown in FIG. 1;

FIG. 3 is a right side view of the footwear shown in FIG. 1;

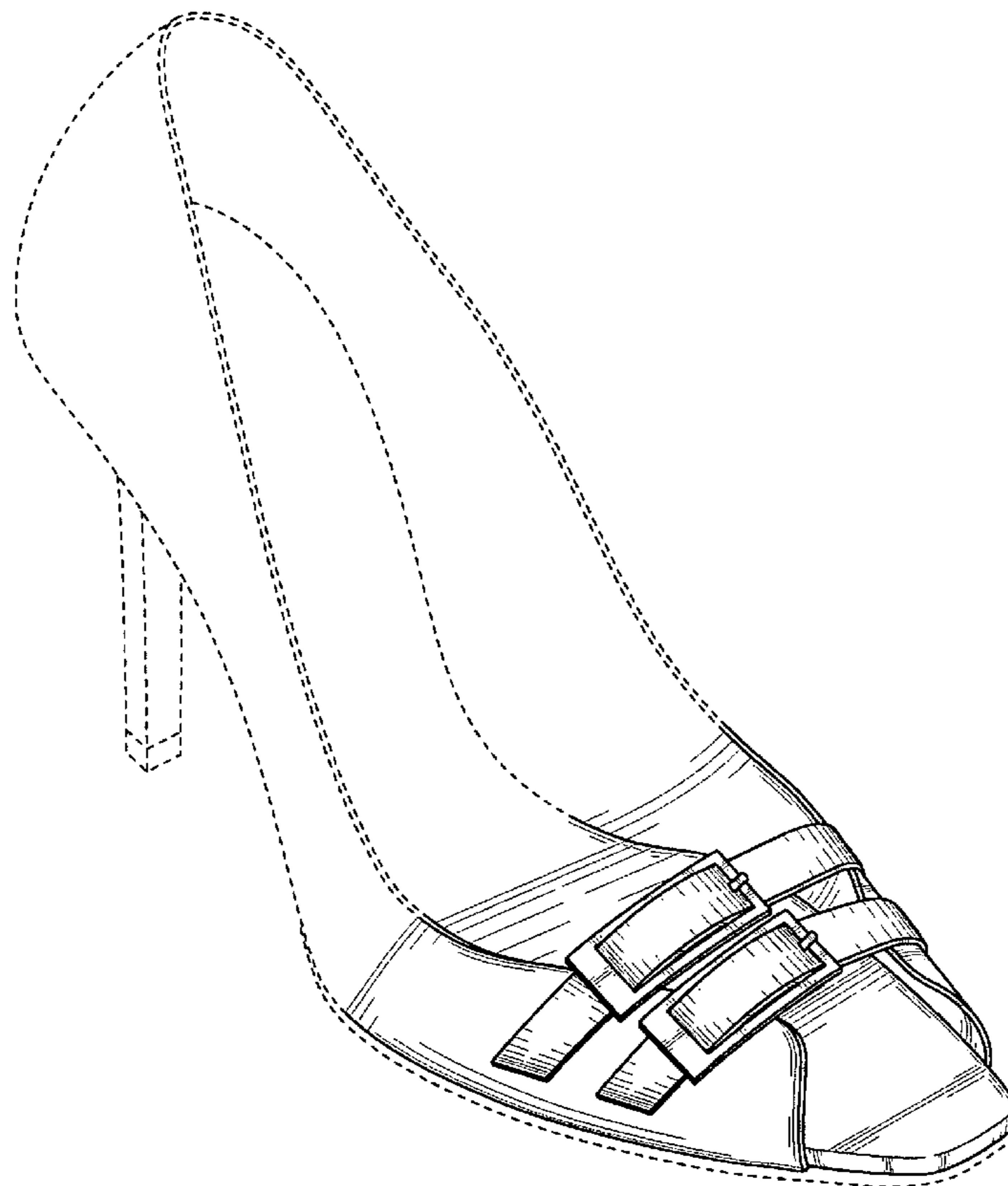
FIG. 4 is a front view of the footwear shown in FIG. 1;

FIG. 5 is a rear view of the footwear shown in FIG. 1; and,

FIG. 6 is a top view of the footwear shown in FIG. 1.

The broken line showing of a portion of the upper, sole, heel, heel cap, and foot bed is for illustrative purposes only and forms no part of the claimed design.

**1 Claim, 6 Drawing Sheets**



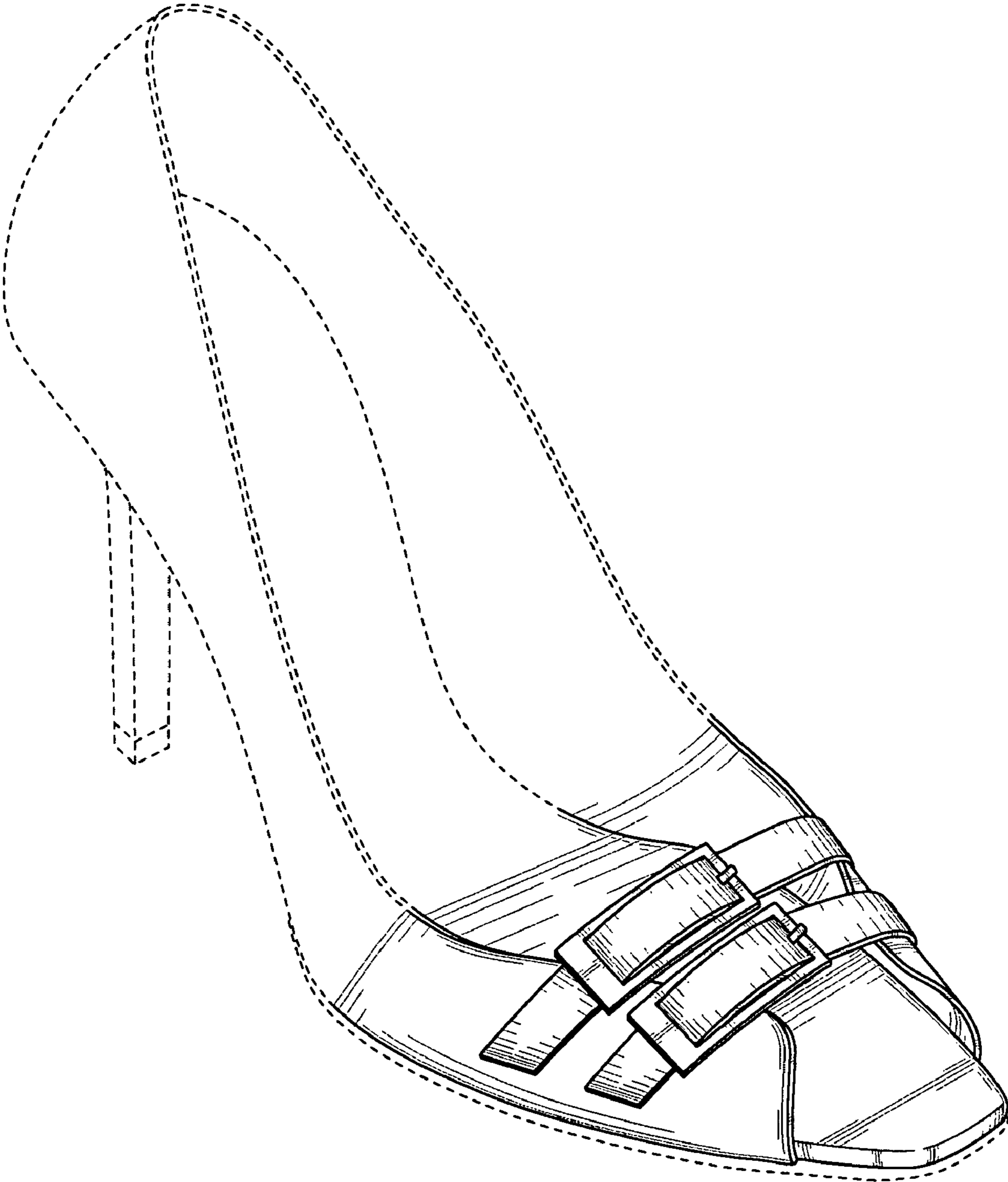


FIG. 1

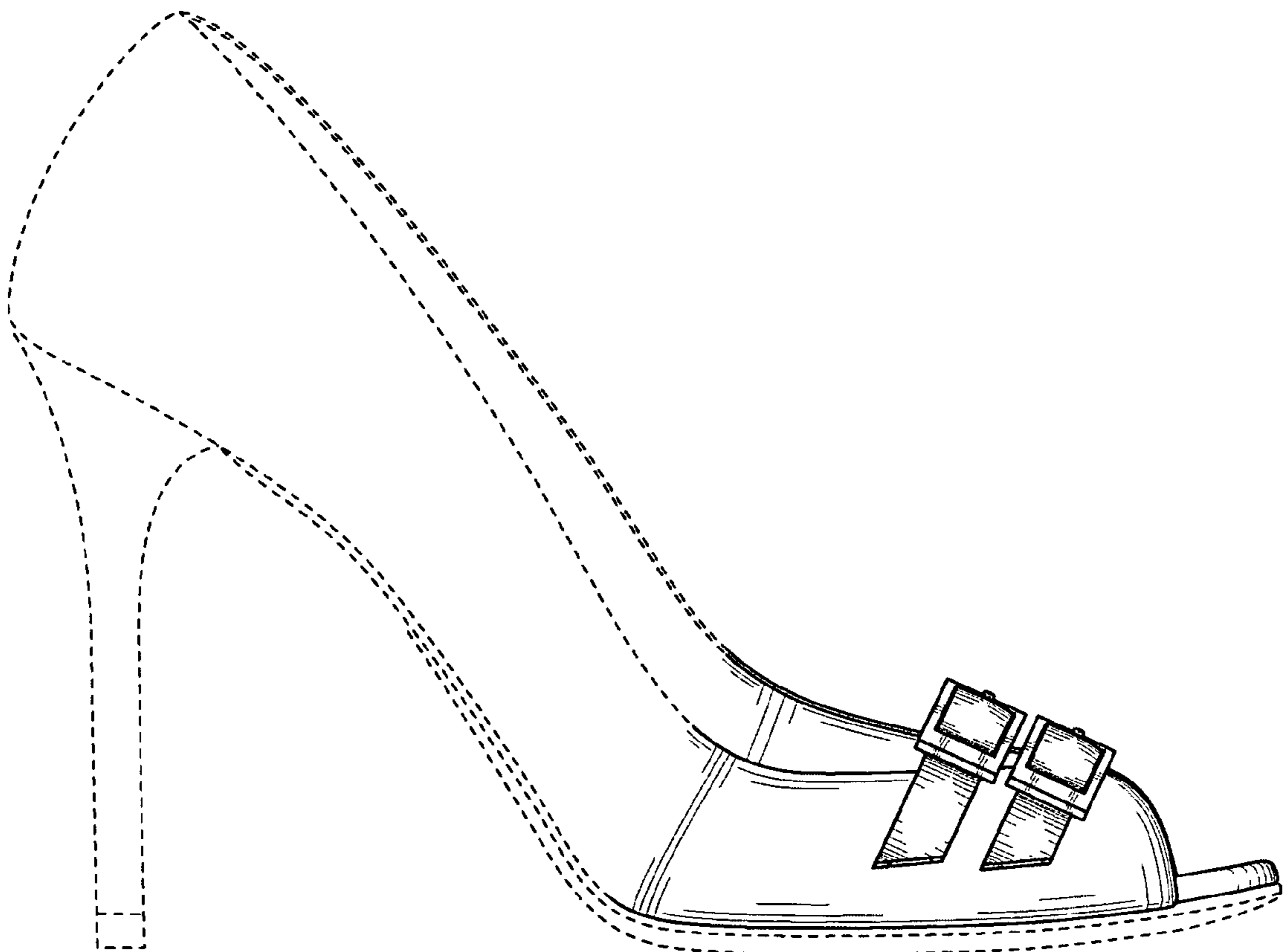


FIG. 2

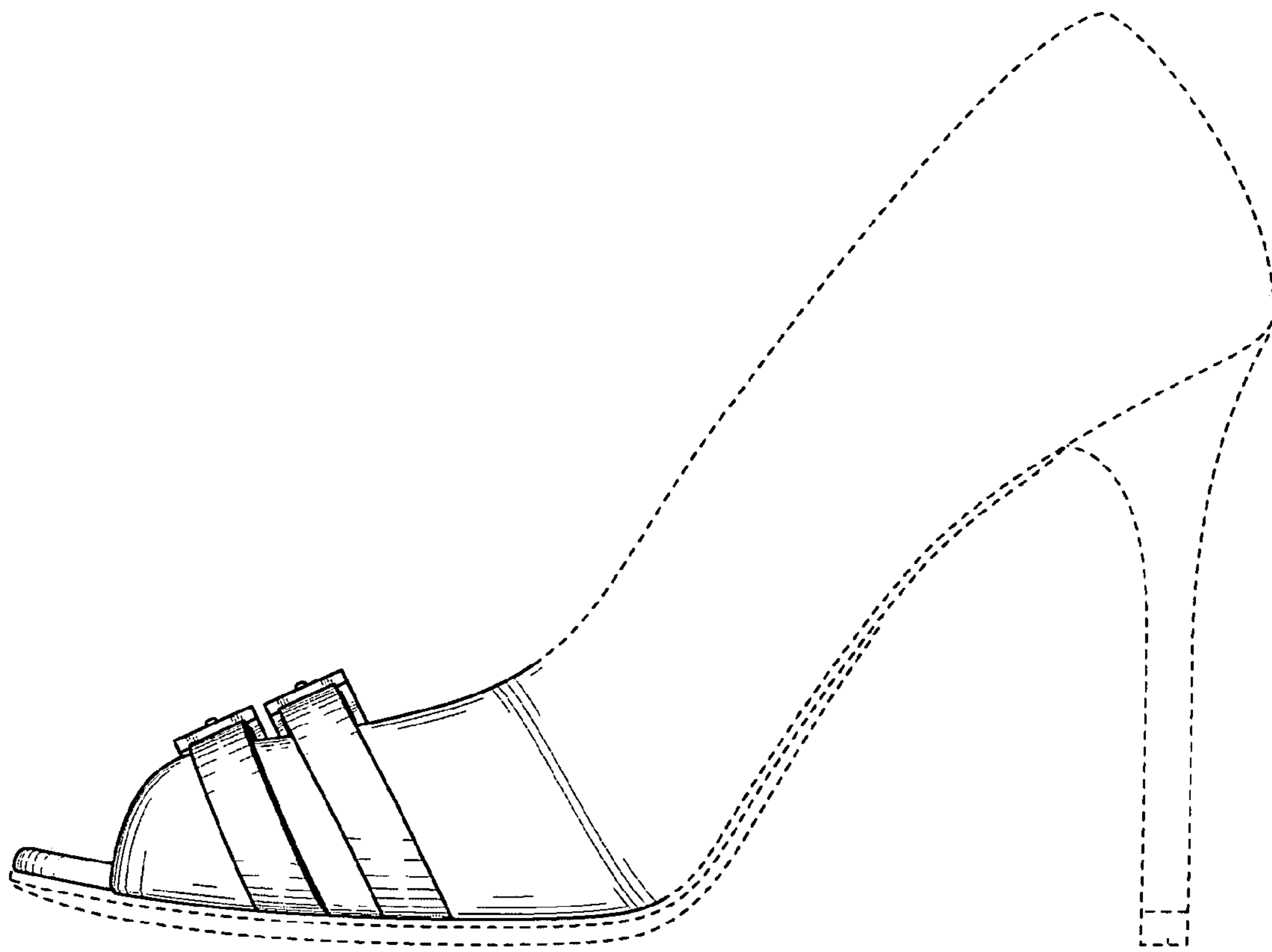


FIG. 3

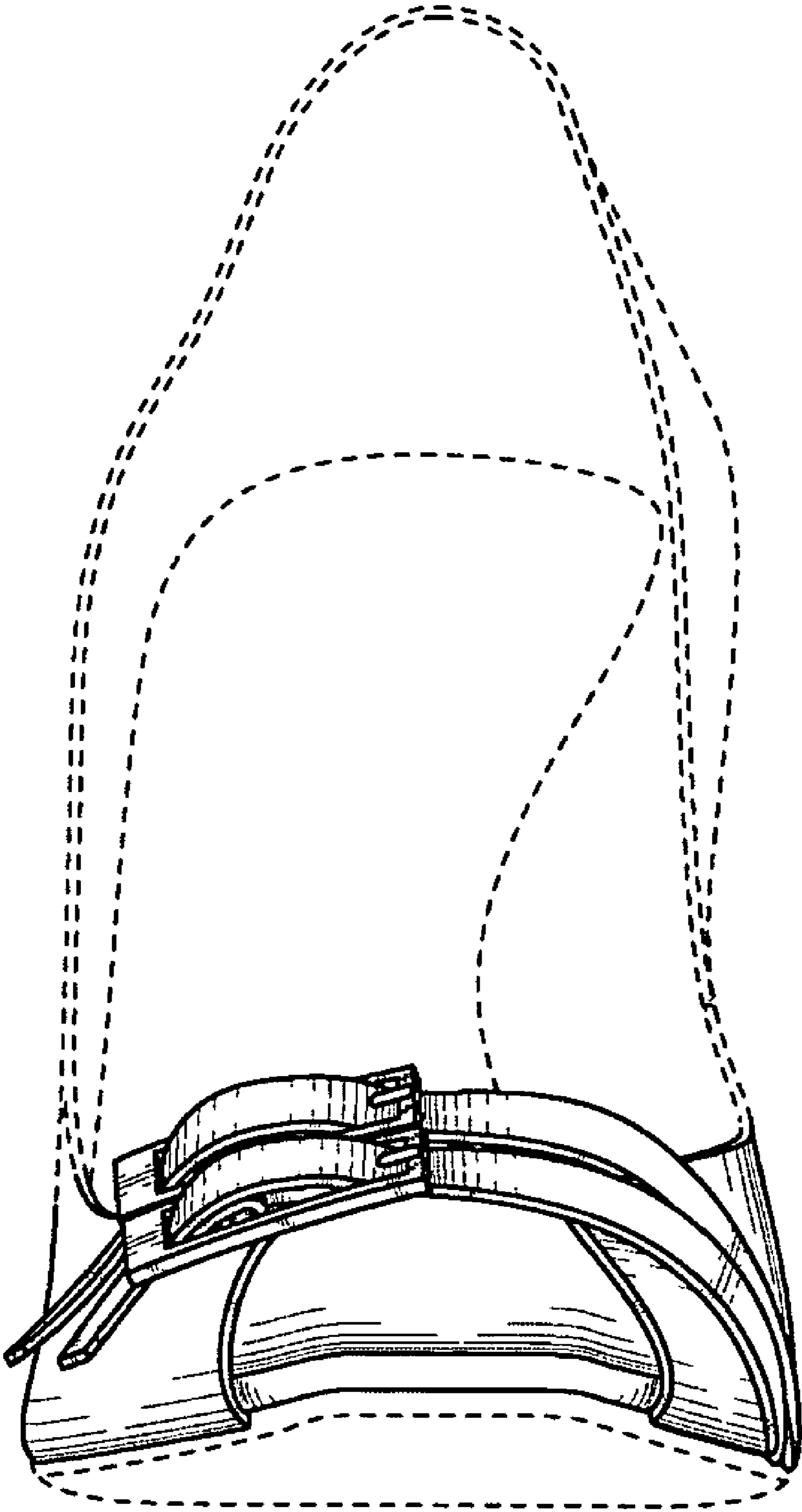


FIG. 4

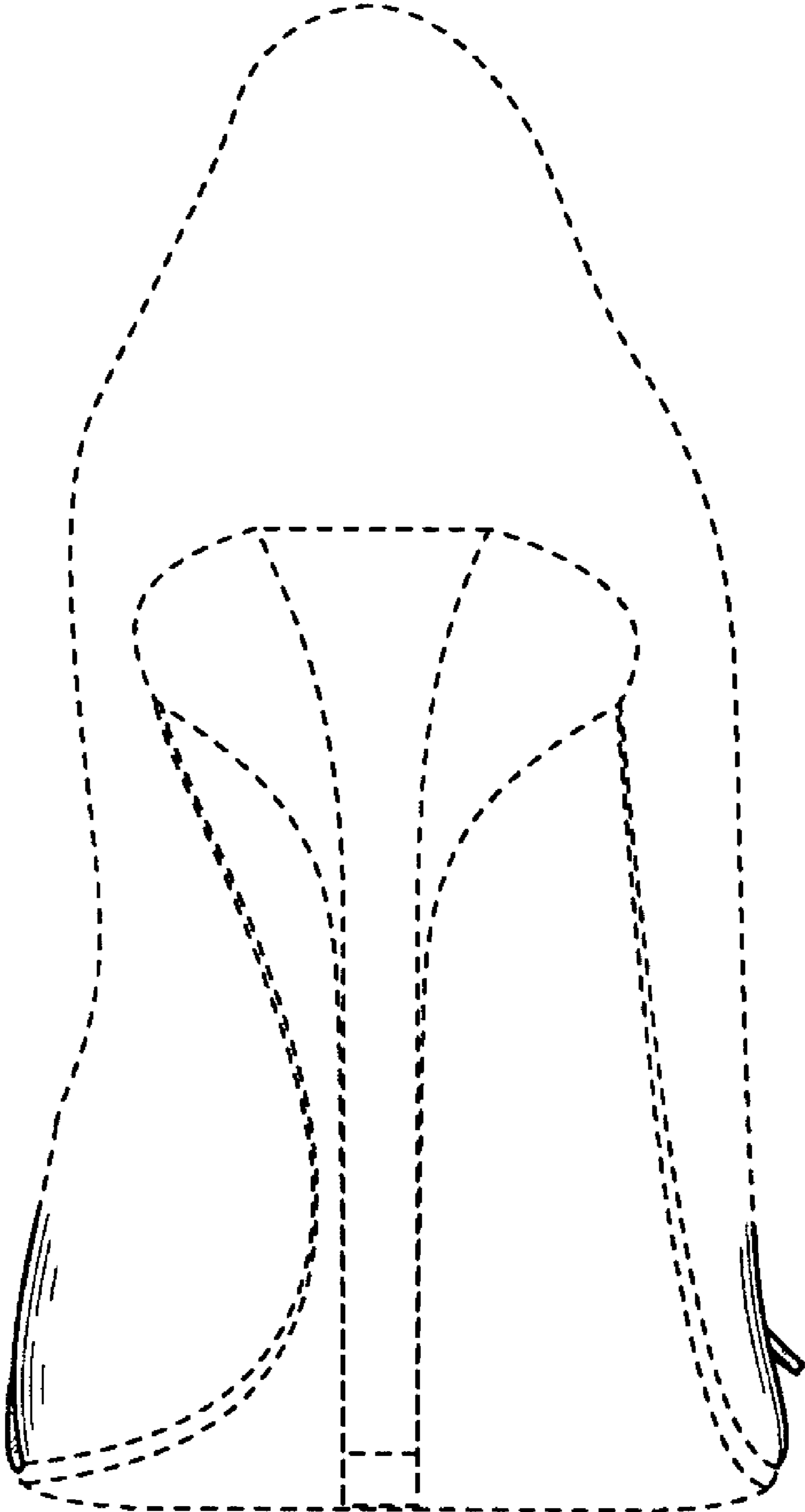


FIG. 5

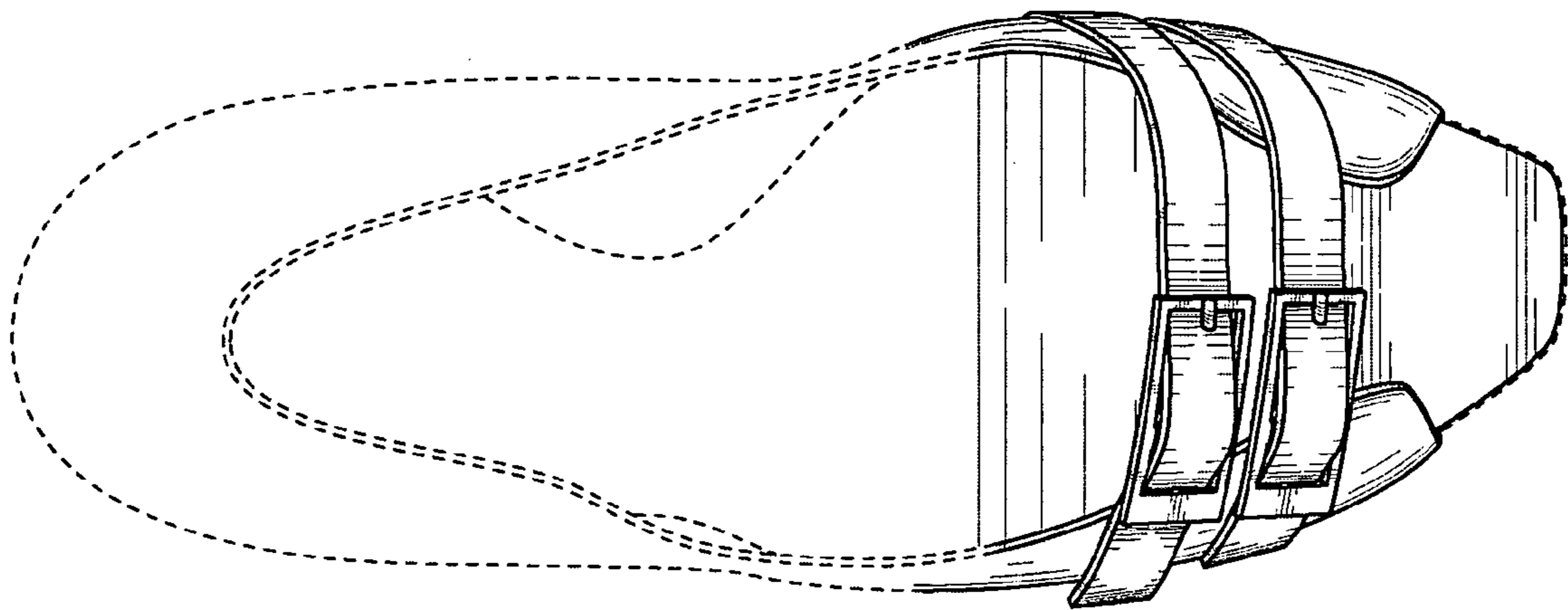


FIG. 6