



US00D582127S

(12) **United States Design Patent**
Johanns et al.

(10) **Patent No.:** **US D582,127 S**
(45) **Date of Patent:** **** Dec. 9, 2008**

(54) **POCKET**

D560,351 S * 1/2008 Boehm et al. D3/202

(75) Inventors: **Joanne M Johanns**, Enfield, CT (US);
Deborah D Rinaldi, East Longmeadow,
MA (US)

* cited by examiner

Primary Examiner—Ian Simmons
Assistant Examiner—Anna J Burmeister
(74) *Attorney, Agent, or Firm*—Legal Zoom

(73) Assignee: **Deborah D. Rinaldi**, East Longmeadow,
MA (US)

(57) **CLAIM**

(**) Term: **14 Years**

The ornamental design for pocket, as shown and described.

(21) Appl. No.: **29/295,836**

DESCRIPTION

(22) Filed: **Oct. 9, 2007**

FIG. 1 is a front perspective view of a pocket, showing my new design, shown in the opened condition;

(51) **LOC (8) Cl.** **02-02**

FIG. 2 is a front elevational view of the invention, the pocket cover in a closed position;

(52) **U.S. Cl.** **D2/857**

(58) **Field of Classification Search** D2/857;
2/247, 250, 251, 265; D3/232, 243, 303
See application file for complete search history.

FIG. 3 is a rear elevational view of the invention, the pocket cover in the closed position;

(56) **References Cited**

U.S. PATENT DOCUMENTS

D222,406 S *	10/1971	Krifchin	D3/243
D300,414 S *	3/1989	Horosko	D11/80
D380,774 S *	7/1997	Gray	D19/26
D399,058 S *	10/1998	Wyant	D3/303
D405,237 S *	2/1999	Maslowski	D2/857
D425,303 S *	5/2000	Klonowski	D3/303
D438,008 S *	2/2001	Snider	D3/299
D474,892 S *	5/2003	Vazquez	D3/318
D531,410 S *	11/2006	Blanco	D3/303
D533,718 S *	12/2006	Goldberg	D3/303

FIG. 4 is a right-side elevational view of the invention, the pocket cover in the closed position;

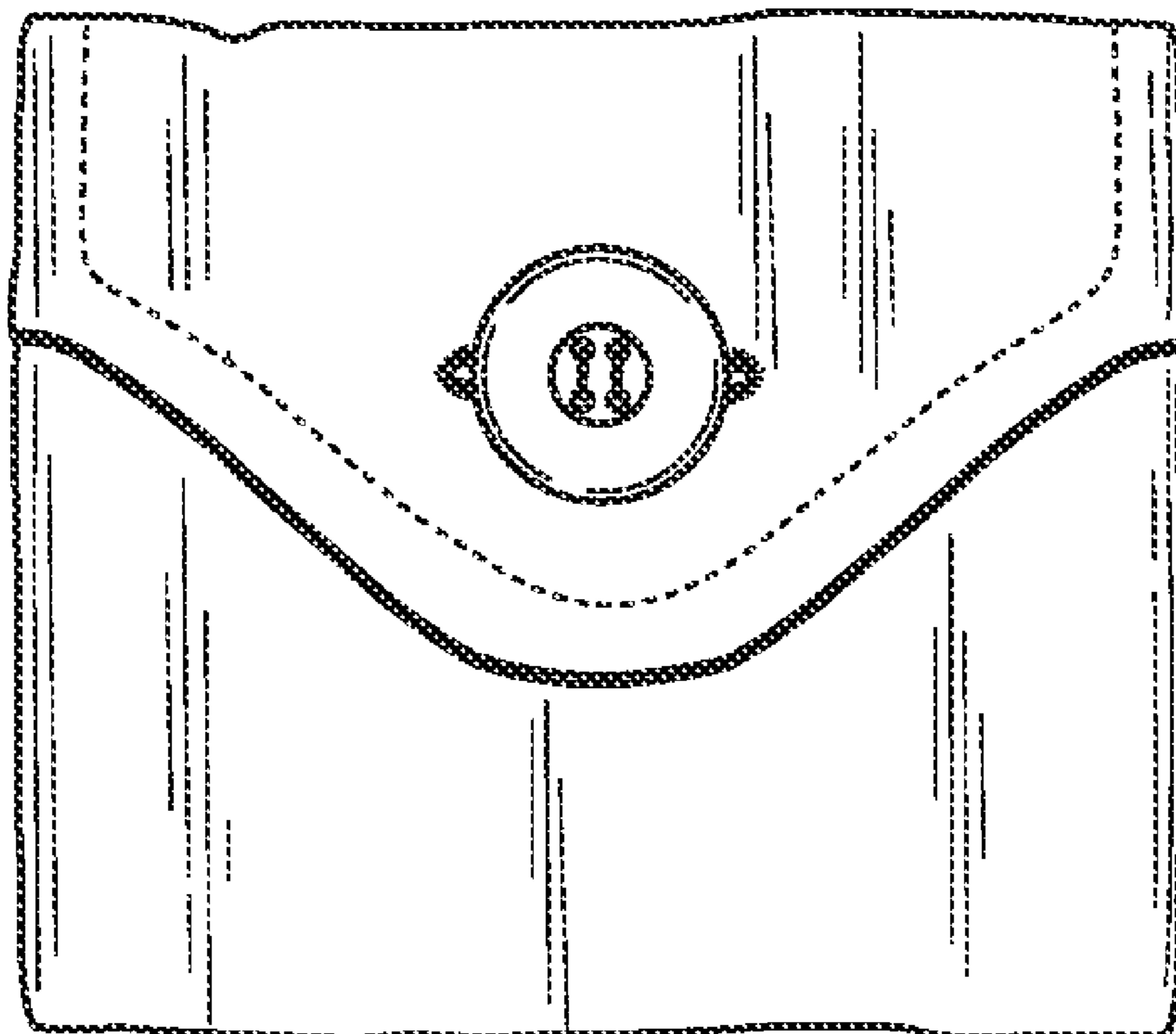
FIG. 5 is a left-side elevational view of the invention, the pocket cover in the closed position;

FIG. 6 is a top plan view of the invention, the pocket cover in the closed position; and,

FIG. 7 is a bottom plan view of the invention, the pocket cover in the closed position.

The dashed lines shown in the drawings represent a stitching line.

1 Claim, 1 Drawing Sheet






FIG. 1

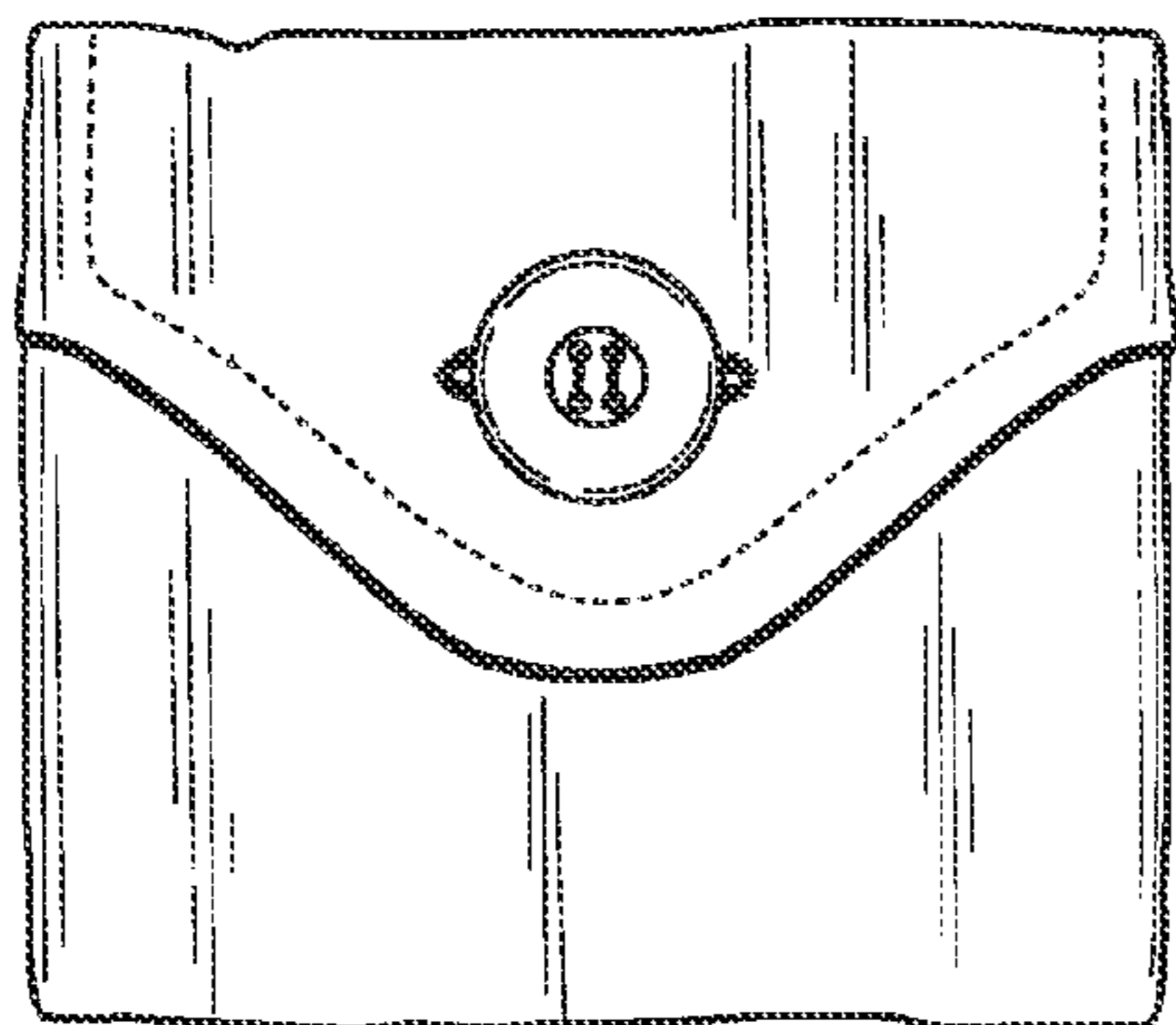


FIG. 2

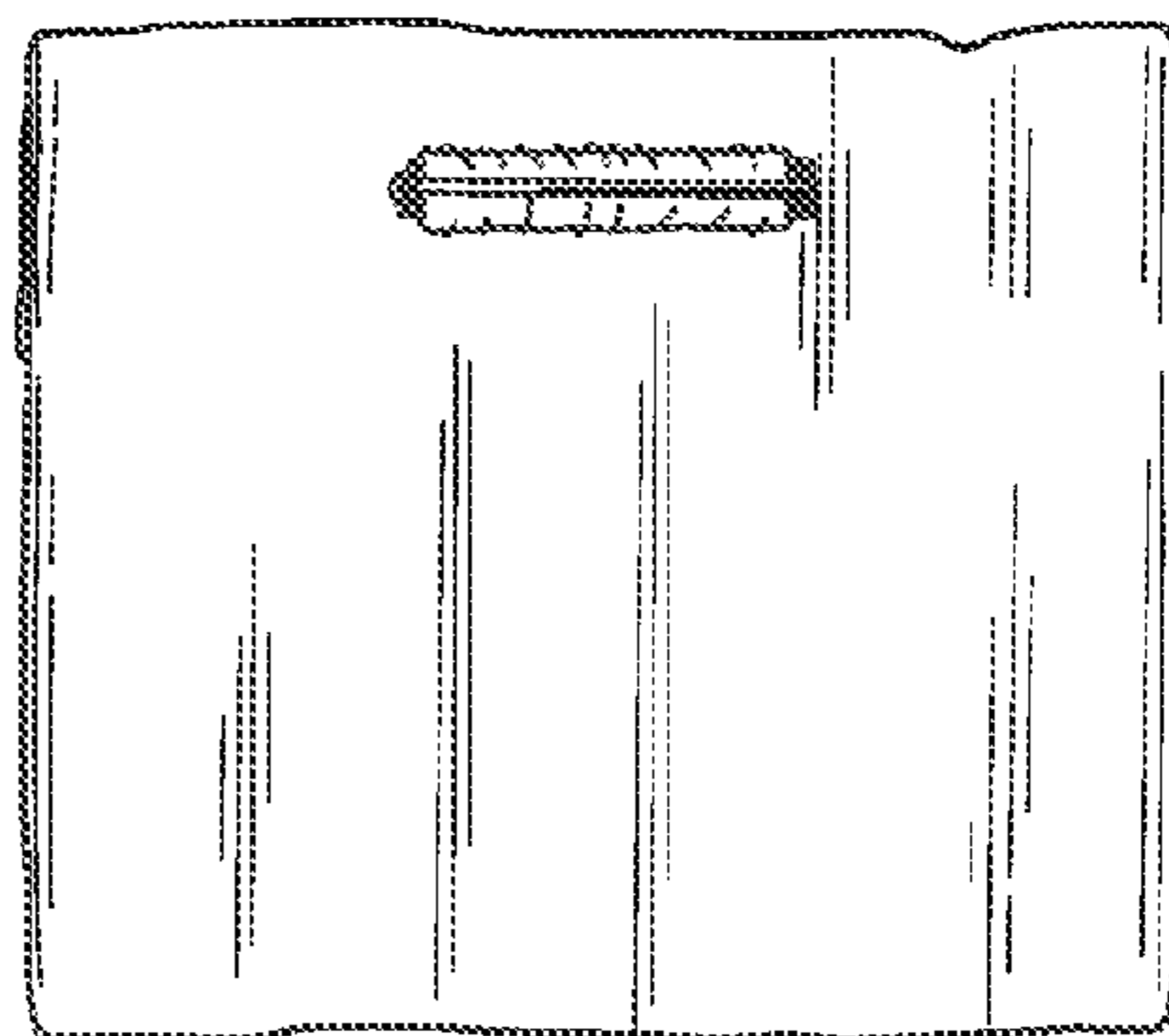


FIG. 3

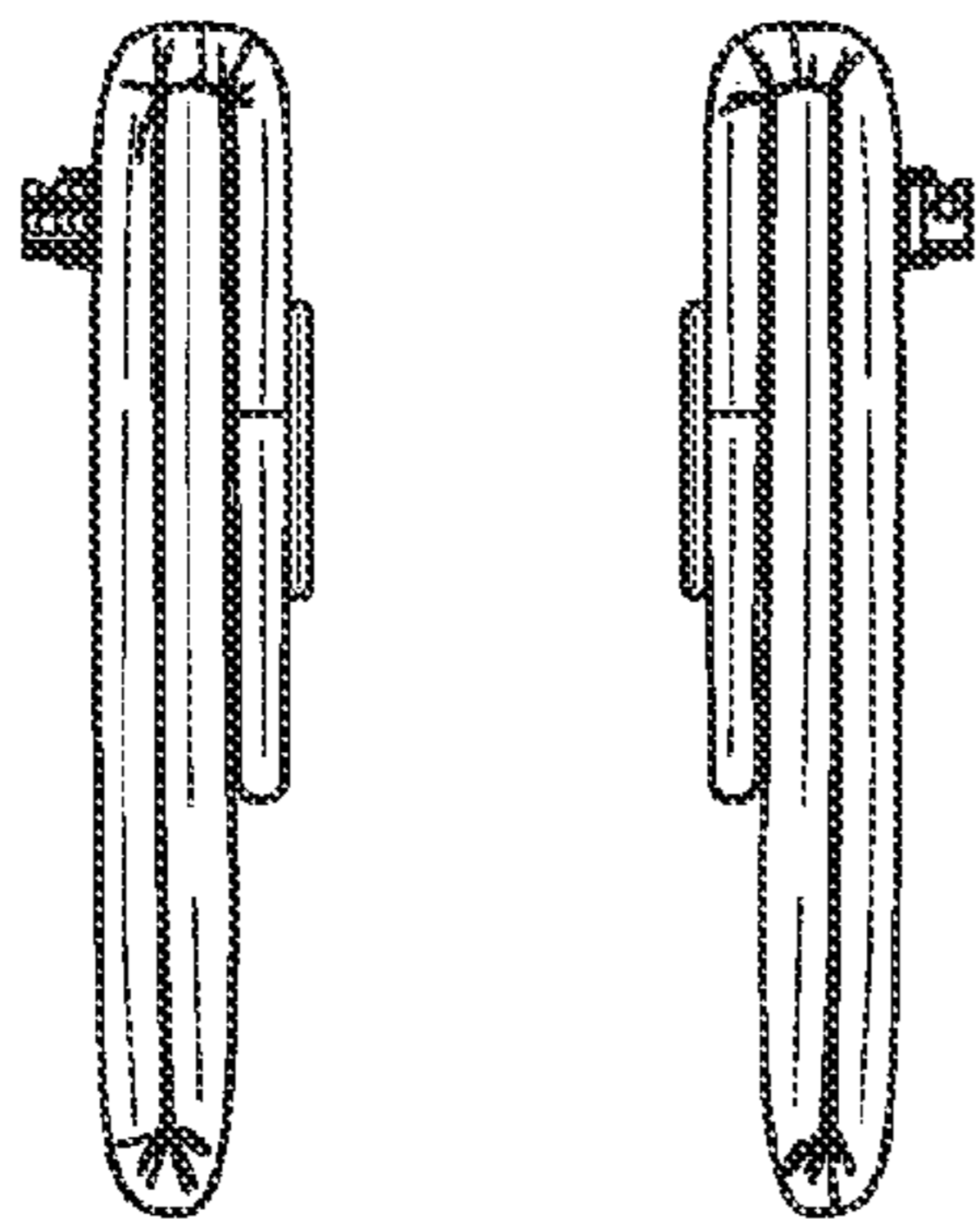


FIG. 4

FIG. 5

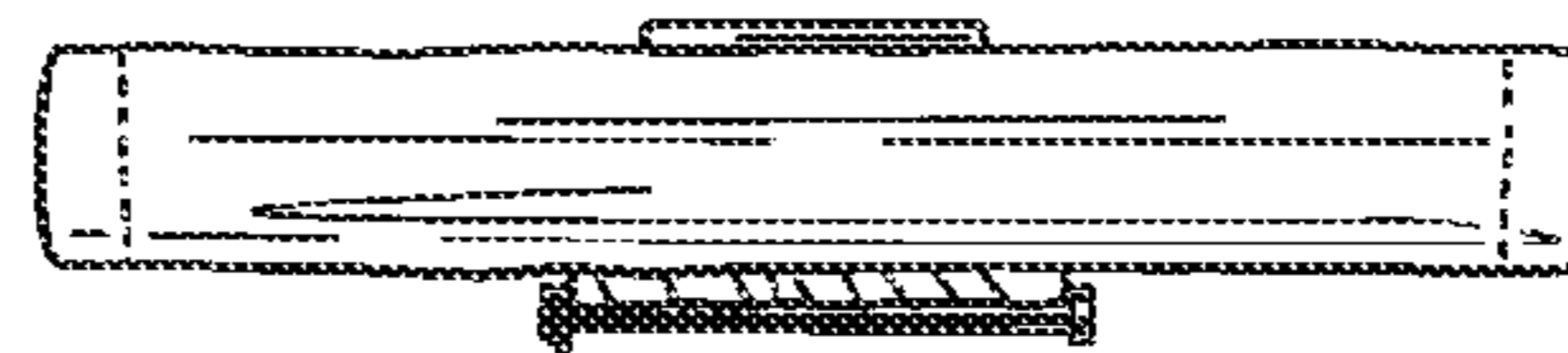


FIG. 6

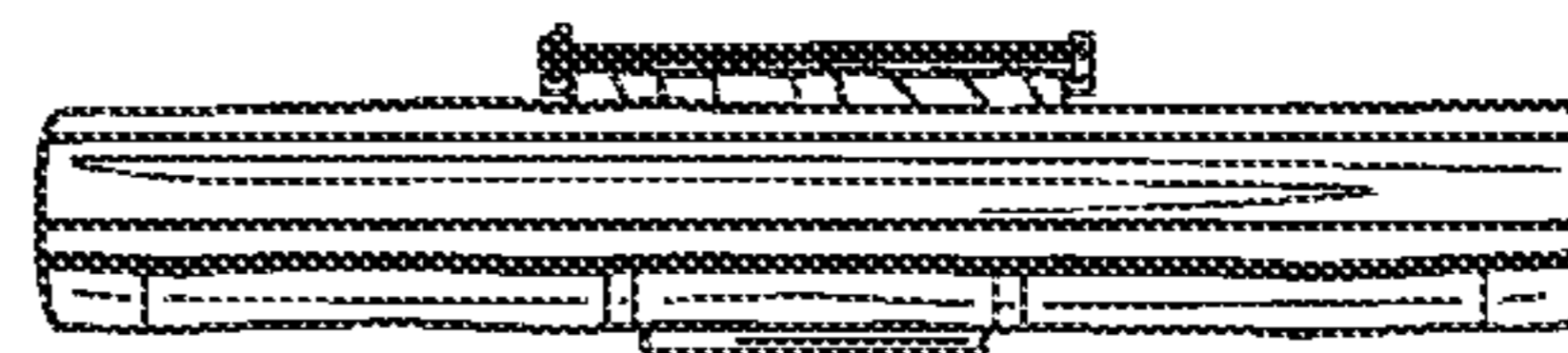


FIG. 7