



US00D582116S

(12) **United States Design Patent**
Jenks

(10) **Patent No.:** **US D582,116 S**
(45) **Date of Patent:** **** Dec. 2, 2008**

(54) **LOTTERY SCRATCHING APPARATUS**

(76) **Inventor:** **Tom Jenks**, 1055 Lyra Way, Beaumont,
CA (US) 92223

(**) **Term:** **14 Years**

(21) **Appl. No.:** **29/308,694**

(22) **Filed:** **Jul. 1, 2008**

(51) **LOC (8) Cl.** **07-05**

(52) **U.S. Cl.** **D32/46**

(58) **Field of Classification Search** D32/46-49;
D8/105, 45; 15/236.01, 236.05-236.08,
15/245; 30/169, 164.9, 172

See application file for complete search history.

(56) **References Cited**

U.S. PATENT DOCUMENTS

3,178,747	A *	4/1965	Peterson	15/236.01
D269,944	S *	8/1983	Young	D8/349
D334,264	S *	3/1993	Albanese	D32/46
5,321,868	A *	6/1994	Coulson et al.	15/245.1
D349,592	S *	8/1994	Stoll	D32/46
D364,718	S *	11/1995	Reuss	D32/46
D370,099	S *	5/1996	Mancini	D32/46
D383,577	S *	9/1997	Lyons	D32/46
D386,856	S	11/1997	Cefalu		

D389,624	S *	1/1998	Drimmie et al.	D32/46
5,713,232	A	2/1998	Hodge		
D408,951	S *	4/1999	Morea et al.	D32/43
6,141,999	A	11/2000	Whittaker		
D450,412	S *	11/2001	Hajduk	D32/46
D500,644	S *	1/2005	Cavanaugh	D7/696

* cited by examiner

Primary Examiner—Pamela J Burgess

(57) **CLAIM**

The ornamental design for a lottery scratching apparatus, as shown and described.

DESCRIPTION

FIG. 1 is a perspective view of a lottery scratching apparatus showing my new design;

FIG. 2 is a top plan view thereof;

FIG. 3 is a bottom plan view thereof;

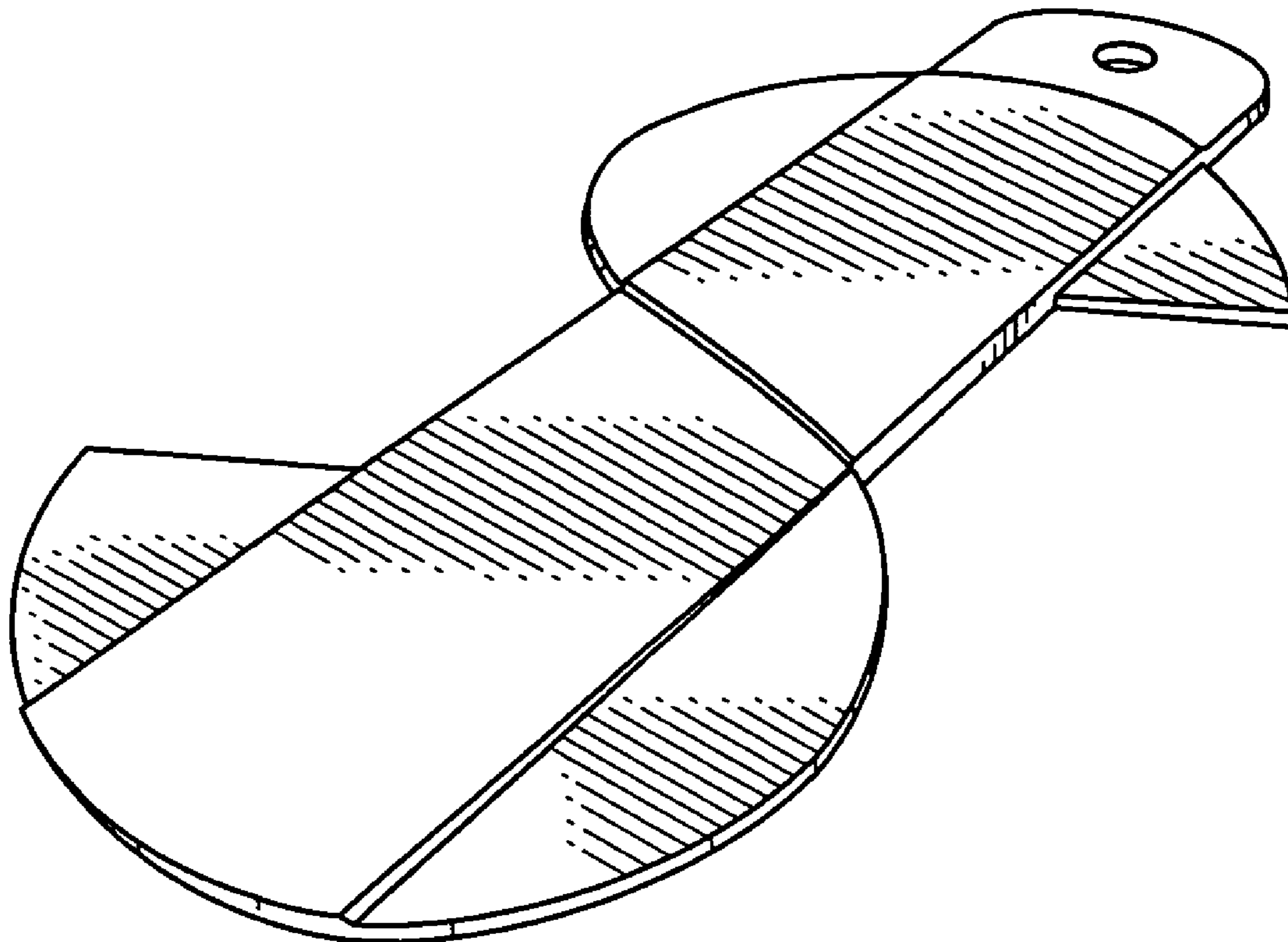
FIG. 4 is a left side elevational thereof;

FIG. 5 is a right side elevational view thereof;

FIG. 6 is a front elevational view thereof; and,

FIG. 7 is a rear elevational view thereof.

1 Claim, 2 Drawing Sheets



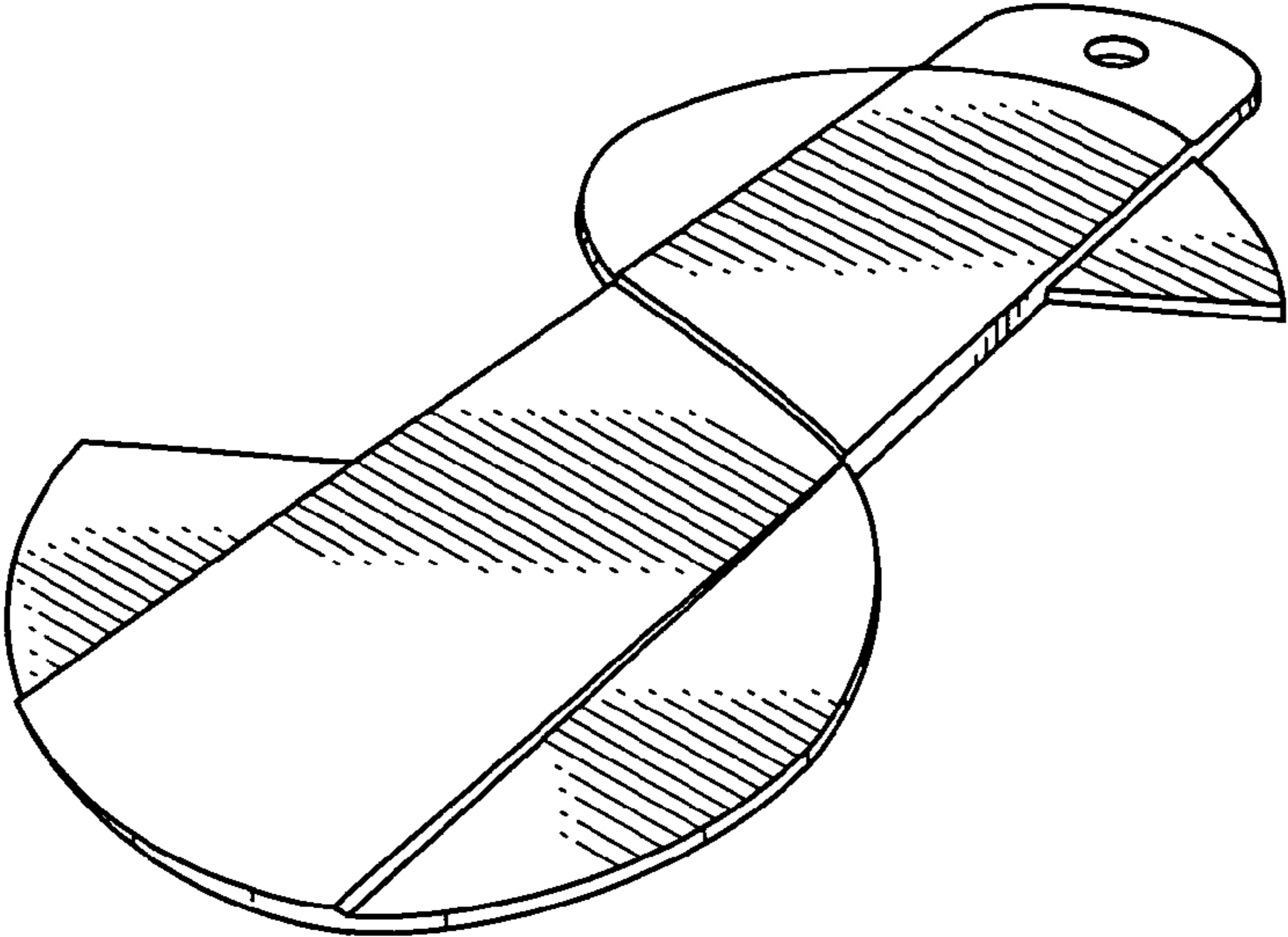


Fig. 1

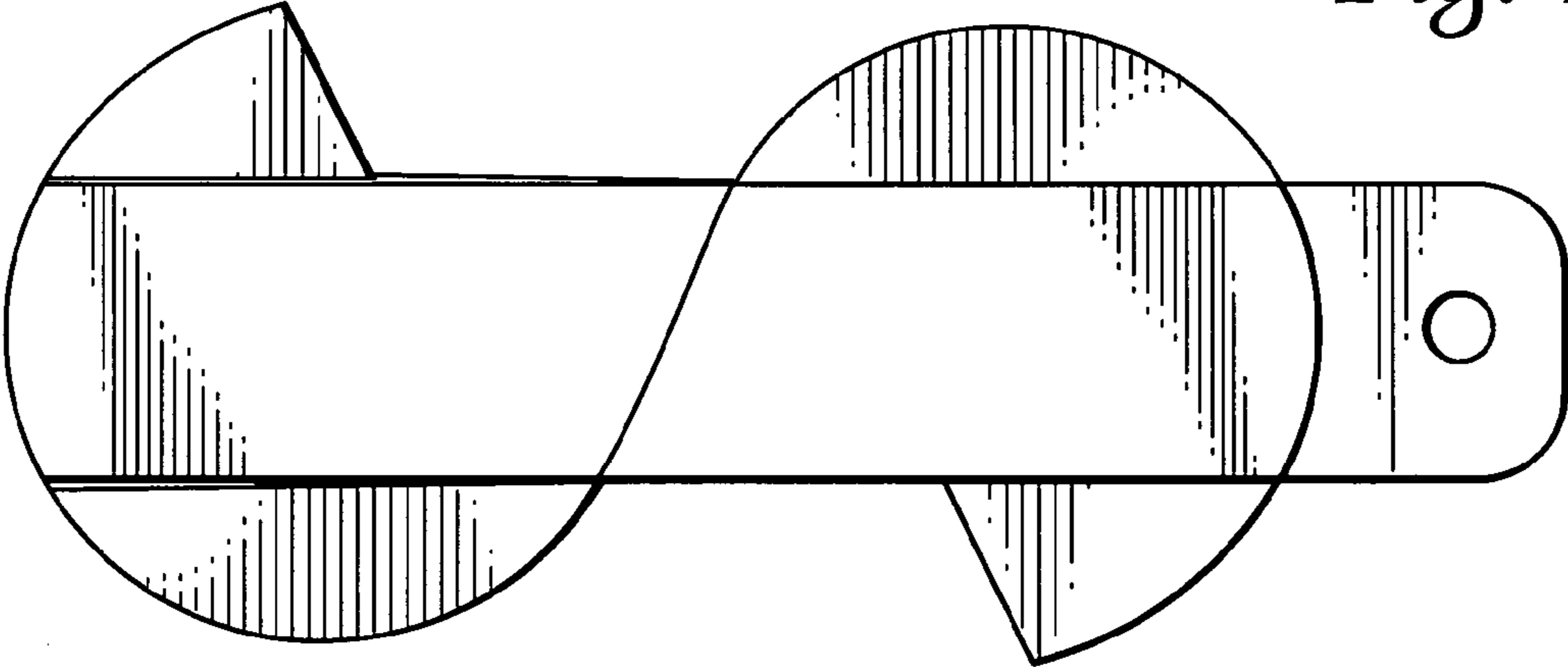


Fig. 2

Fig. 3

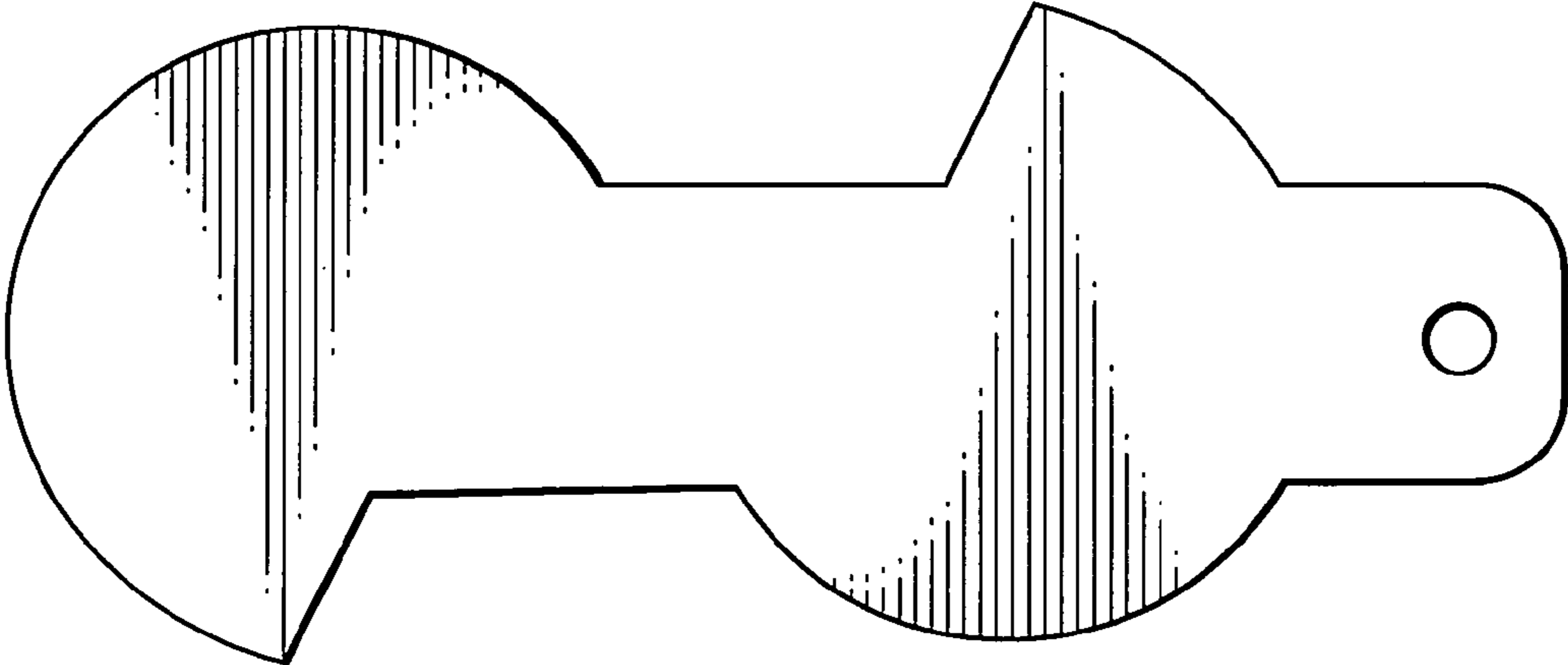




Fig. 4



Fig. 5



Fig. 6

Fig. 7

