

US00D582113S

(12) **United States Design Patent**
van der Meijden et al.

(10) **Patent No.:** **US D582,113 S**
(45) **Date of Patent:** **** Dec. 2, 2008**

(54) **POOL CLEANER COMPONENT**

(75) Inventors: **Hendrikus Johannes van der Meijden**,
Midrand (ZA); **Michael Edward Moore**,
Johannesburg (ZA); **Alexis Adrian**
Felipe Wadman, Amstelveen (NL);
Peter Hugh Harrison, Centurion (ZA)

(73) Assignee: **Zodiac Pool Care, Inc.**, Moorpark, CA
(US)

(**) Term: **14 Years**

(21) Appl. No.: **29/295,267**

(22) Filed: **Sep. 25, 2007**

(51) **LOC (8) Cl.** **15-05**

(52) **U.S. Cl.** **D32/25**

(58) **Field of Classification Search** D32/1,
D32/15, 21, 25, 35, 40, 50-52; 15/1.7, 147.2,
15/209.1-210.1, 220.1, 228, 229.3-229.4,
15/229.7-229.8, 244.1, 246, 420; 137/494;
180/116, 119-120; 55/373

See application file for complete search history.

(56) **References Cited**

U.S. PATENT DOCUMENTS

| | | | | | | |
|-----------|---|---|---------|-------------------|-------|----------|
| D152,843 | S | * | 2/1949 | Wagner | | D32/50 |
| D185,727 | S | * | 7/1959 | Yamen et al. | | D32/50 |
| D374,750 | S | * | 10/1996 | Vanderhoef et al. | | D32/50 |
| 5,596,787 | A | * | 1/1997 | Stevens et al. | | 15/220.1 |
| D386,907 | S | * | 12/1997 | Rittenbaum | | D4/199 |
| D460,232 | S | * | 7/2002 | Weihrauch | | D32/50 |

| | | | | | | |
|--------------|----|---|---------|-----------------|-------|--------|
| D514,761 | S | * | 2/2006 | Seregni et al. | | D32/40 |
| D544,667 | S | * | 6/2007 | Nelson et al. | | D32/50 |
| D549,415 | S | * | 8/2007 | Trotter et al. | | D32/50 |
| D552,814 | S | * | 10/2007 | Munro et al. | | D32/40 |
| D562,007 | S | * | 2/2008 | Liu | | D4/132 |
| 2005/0217698 | A1 | * | 10/2005 | Mitchell et al. | | 134/6 |

* cited by examiner

Primary Examiner—Louis S Zarfaz

Assistant Examiner—Kathleen M Sims

(74) *Attorney, Agent, or Firm*—Dean W. Russell; Michael A.
Bertelson; Kilpatrick Stockton LLP

(57) **CLAIM**

The ornamental design for a pool cleaner component, as
shown and described.

DESCRIPTION

FIG. 1 shows a perspective view of a pool cleaner component,
showing our new design;

FIG. 2 shows a rear elevation view thereof;

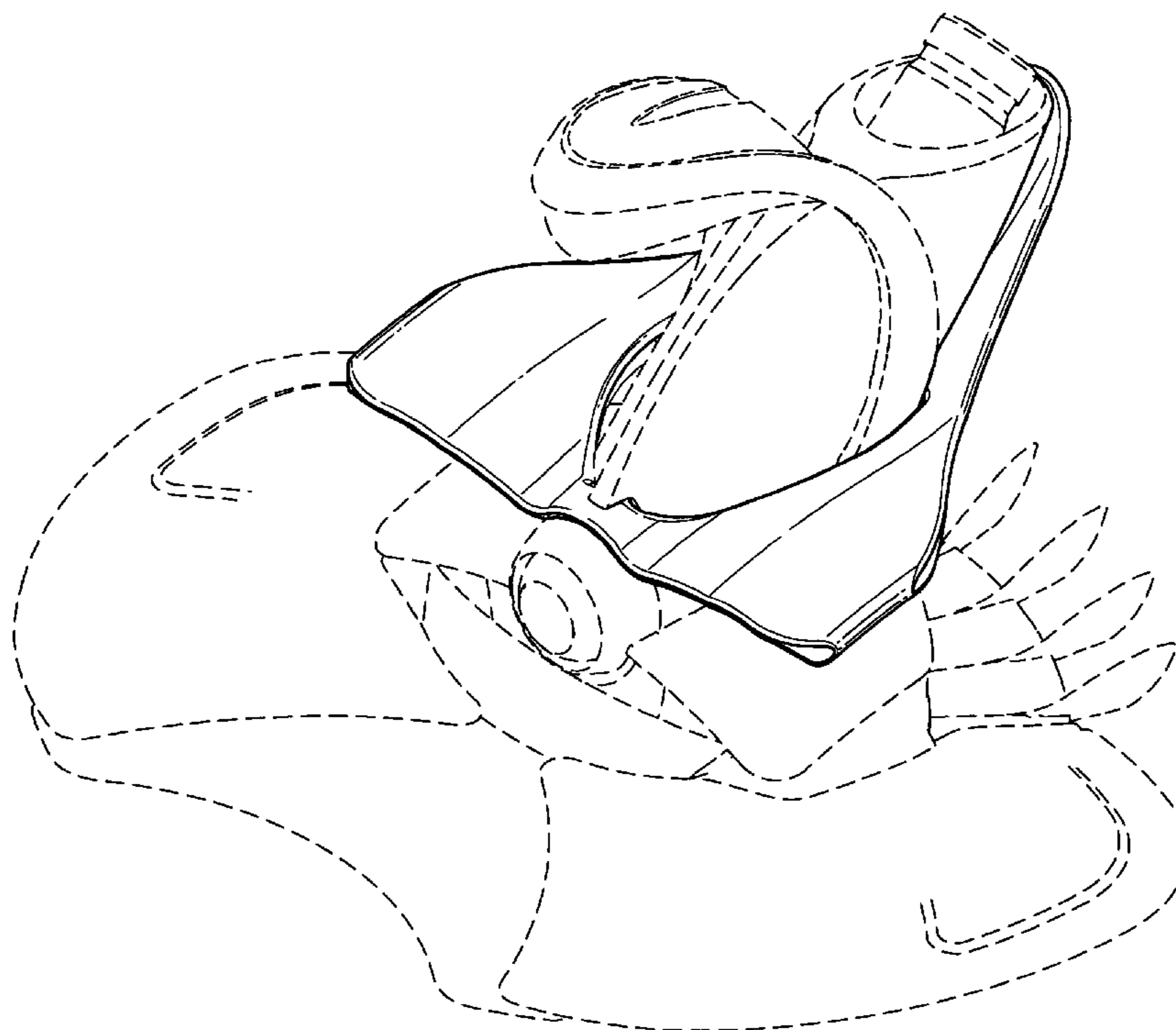
FIG. 3 shows a left side elevation view thereof, the right side
elevation view being a mirror image;

FIG. 4 shows a front view thereof; and,

FIG. 5 shows a top view.

Portions or features of the pool cleaner component not shown
in the drawings form no part of the claimed design. The
broken line showing of parts in FIGS. 1-5 is included for the
purpose of illustrating portions of the pool cleaner component
and forms no part of the claimed design.

1 Claim, 5 Drawing Sheets



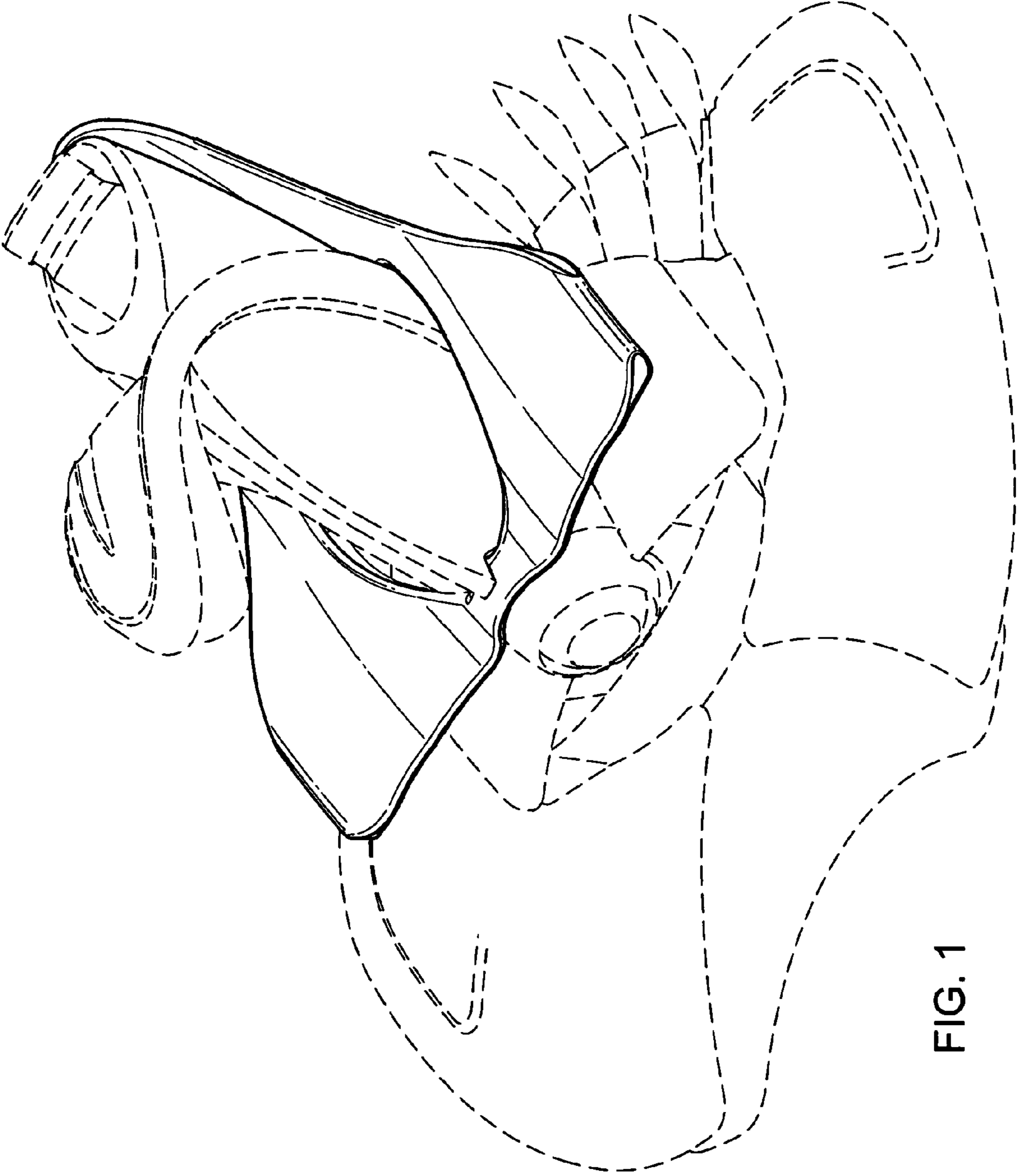


FIG. 1

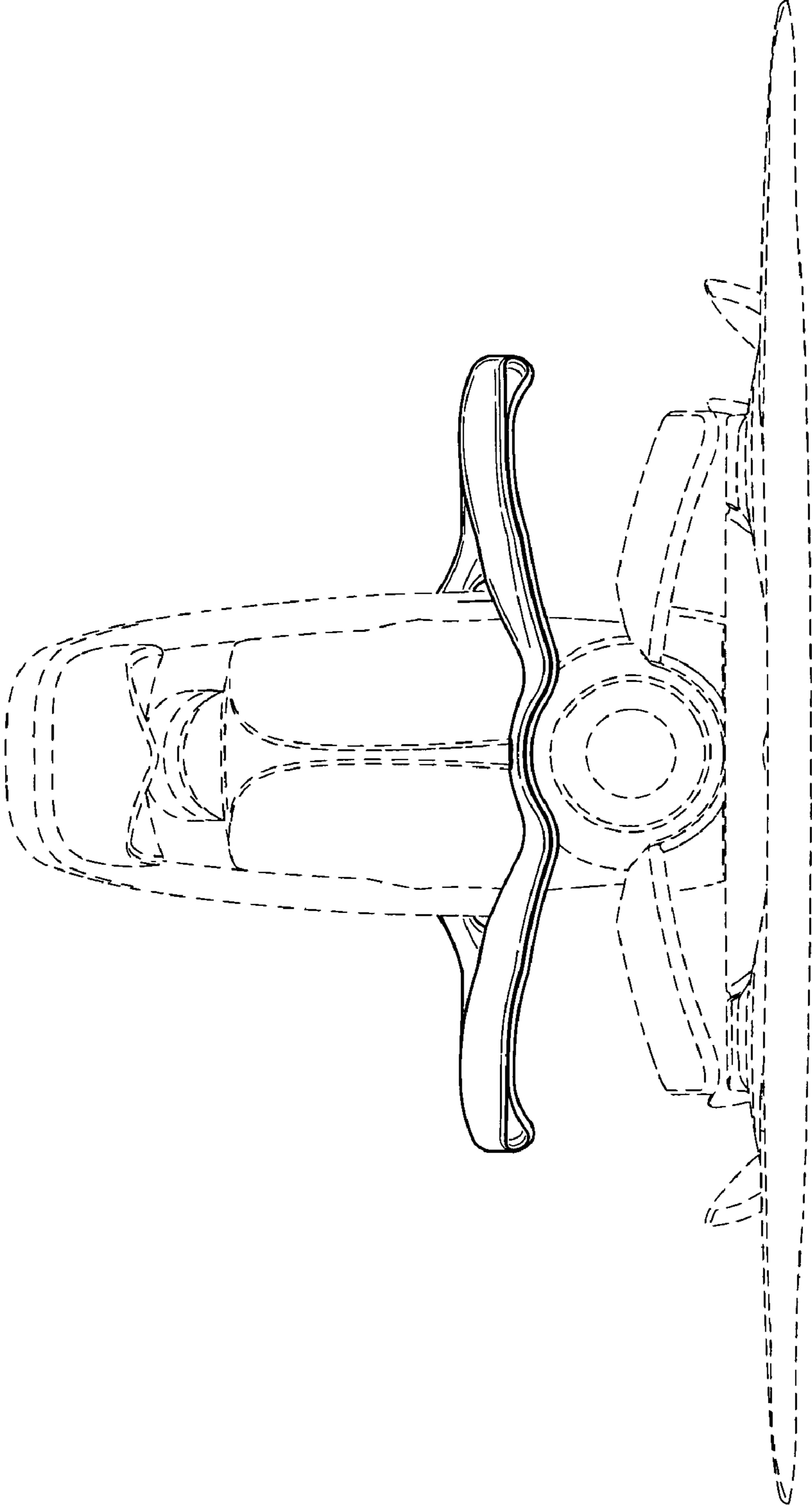


FIG. 2

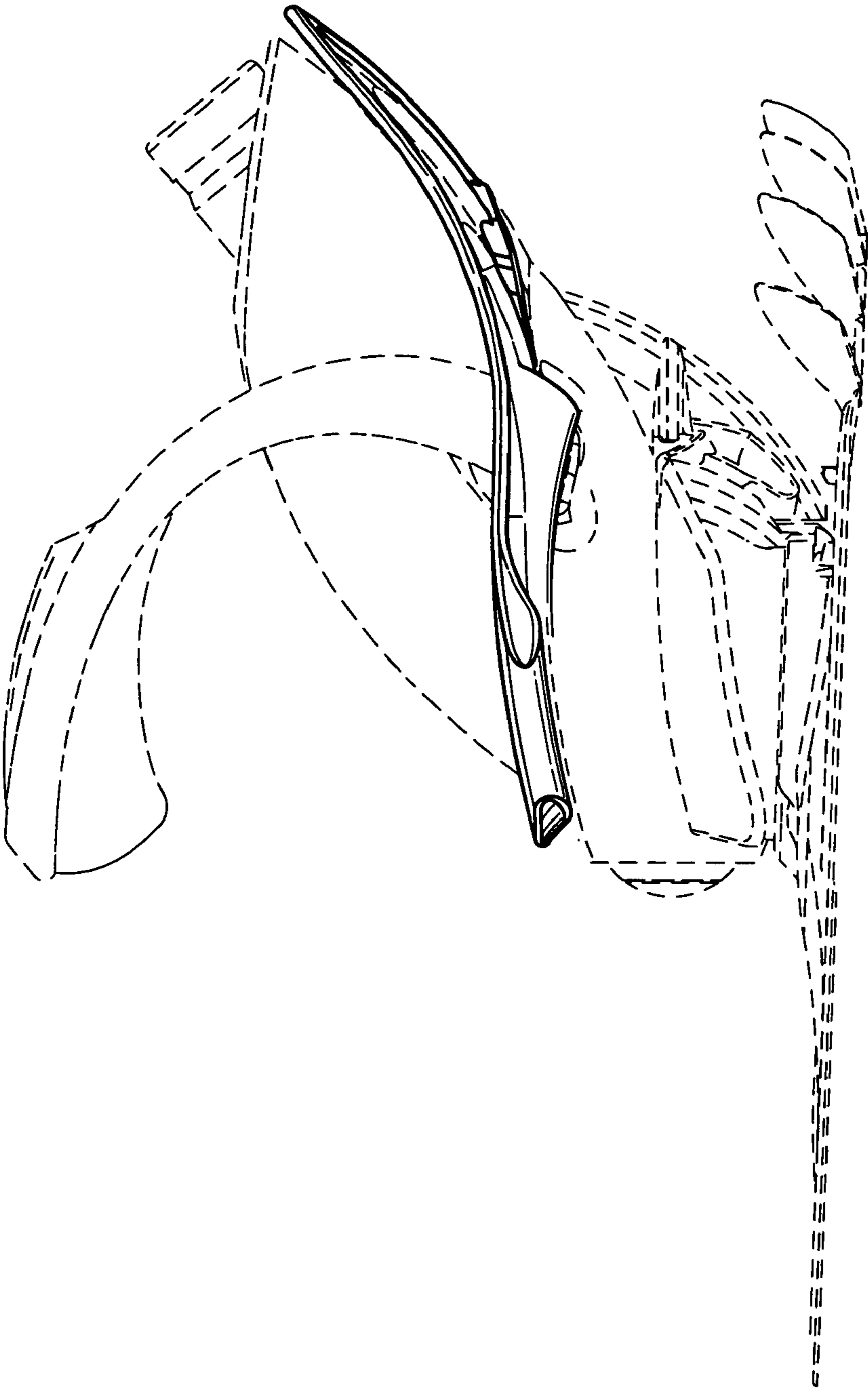


FIG. 3

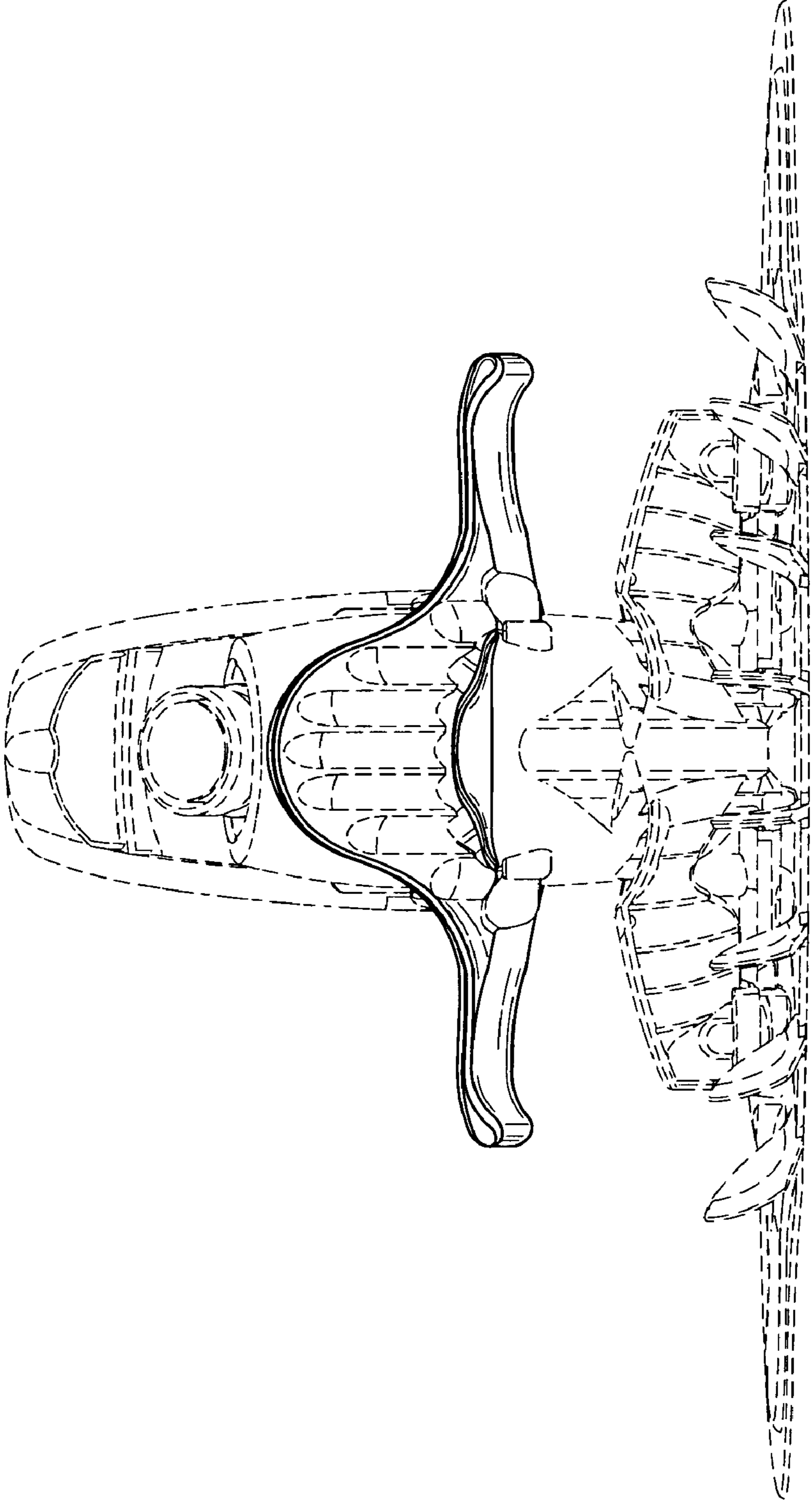


FIG. 4

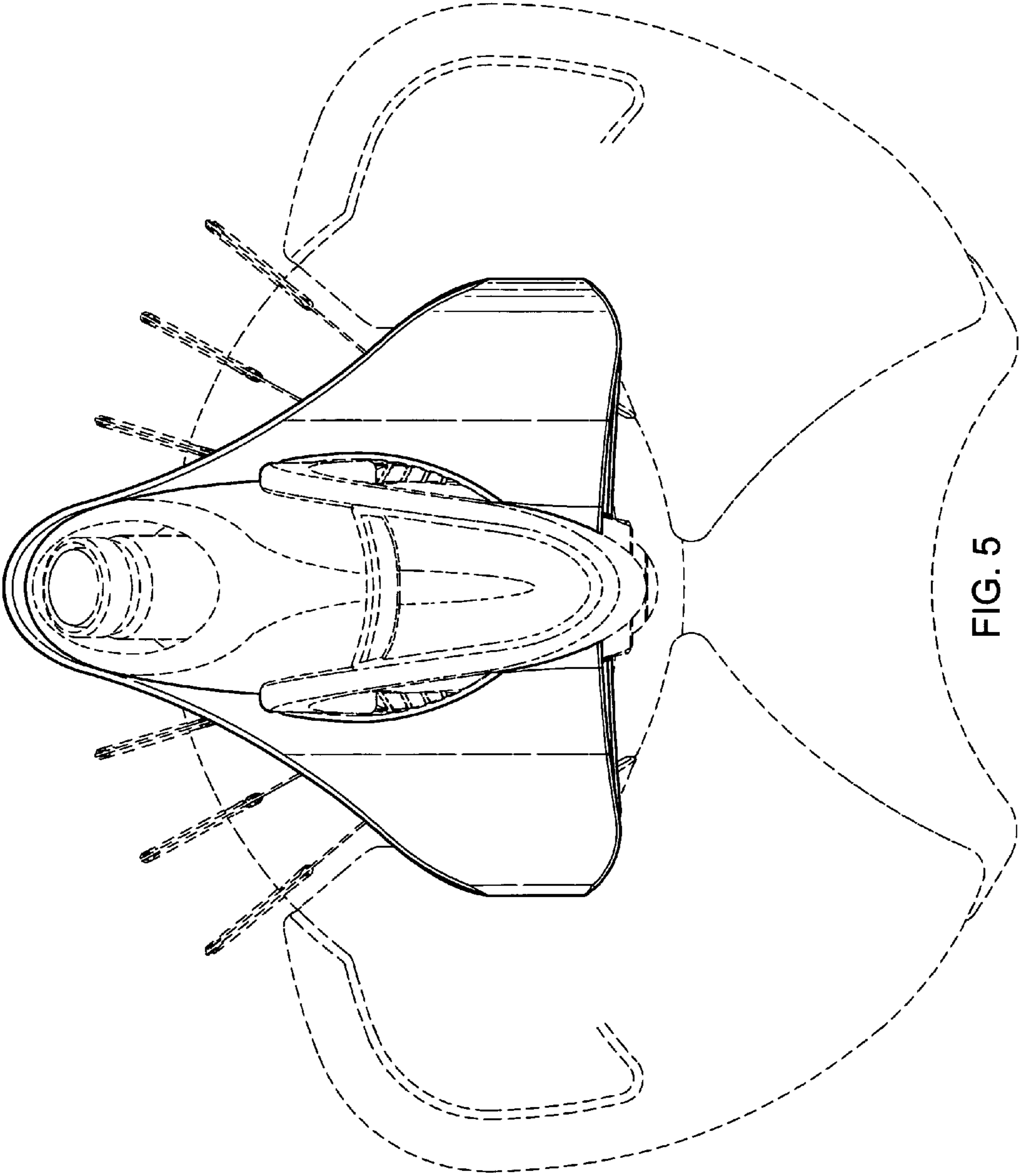


FIG. 5