



US00D582107S

(12) **United States Design Patent**
Ha et al.

(10) **Patent No.:** **US D582,107 S**
(45) **Date of Patent:** **** Dec. 2, 2008**

(54) **DRUM WASHING MACHINE**

(75) Inventors: **Young Soo Ha**, Seoul (KR); **Jong Hee Han**, Gyeonggi-do (KR)

(73) Assignee: **LG Electronics Inc.**, Seoul (KR)

(**) Term: **14 Years**

(21) Appl. No.: **29/318,174**

(22) Filed: **May 15, 2008**

(30) **Foreign Application Priority Data**

Nov. 15, 2007 (KR) 30-2007-0047546

(51) **LOC (8) Cl.** **15-05**

(52) **U.S. Cl.** **D32/6**

(58) **Field of Classification Search** D32/1,
D32/5-6, 8, 10; 68/3 R, 5 R, 12.01, 12.08,
68/212; 34/523-524, 87-88, 108, 130-132,
34/595-597, 600, 417, 499, 534; 312/31
See application file for complete search history.

(56) **References Cited**

U.S. PATENT DOCUMENTS

D536,143 S * 1/2007 Takase et al. D32/5
D549,900 S * 8/2007 Kim et al. D32/6

D559,480 S * 1/2008 Kwon et al. D32/6
D564,144 S * 3/2008 Kwon D32/6
D564,145 S * 3/2008 Kim D32/6
D572,418 S * 7/2008 Suh et al. D32/6

* cited by examiner

Primary Examiner—Joel Sincavage

Assistant Examiner—Kathleen M Sims

(74) *Attorney, Agent, or Firm*—Morgan Lewis & Bockius LLP

(57) **CLAIM**

We claim the ornamental design for a drum washing machine, as shown and described.

DESCRIPTION

FIG. 1 is a perspective view of a drum washing machine showing our new design;

FIG. 2 is a front elevation view thereof;

FIG. 3 is a rear elevation view thereof;

FIG. 4 is a left-side elevation view thereof;

FIG. 5 is a right-side elevation view thereof;

FIG. 6 is a top plan view thereof; and,

FIG. 7 is a bottom plan view thereof.

1 Claim, 5 Drawing Sheets




FIG. 1




FIG.2

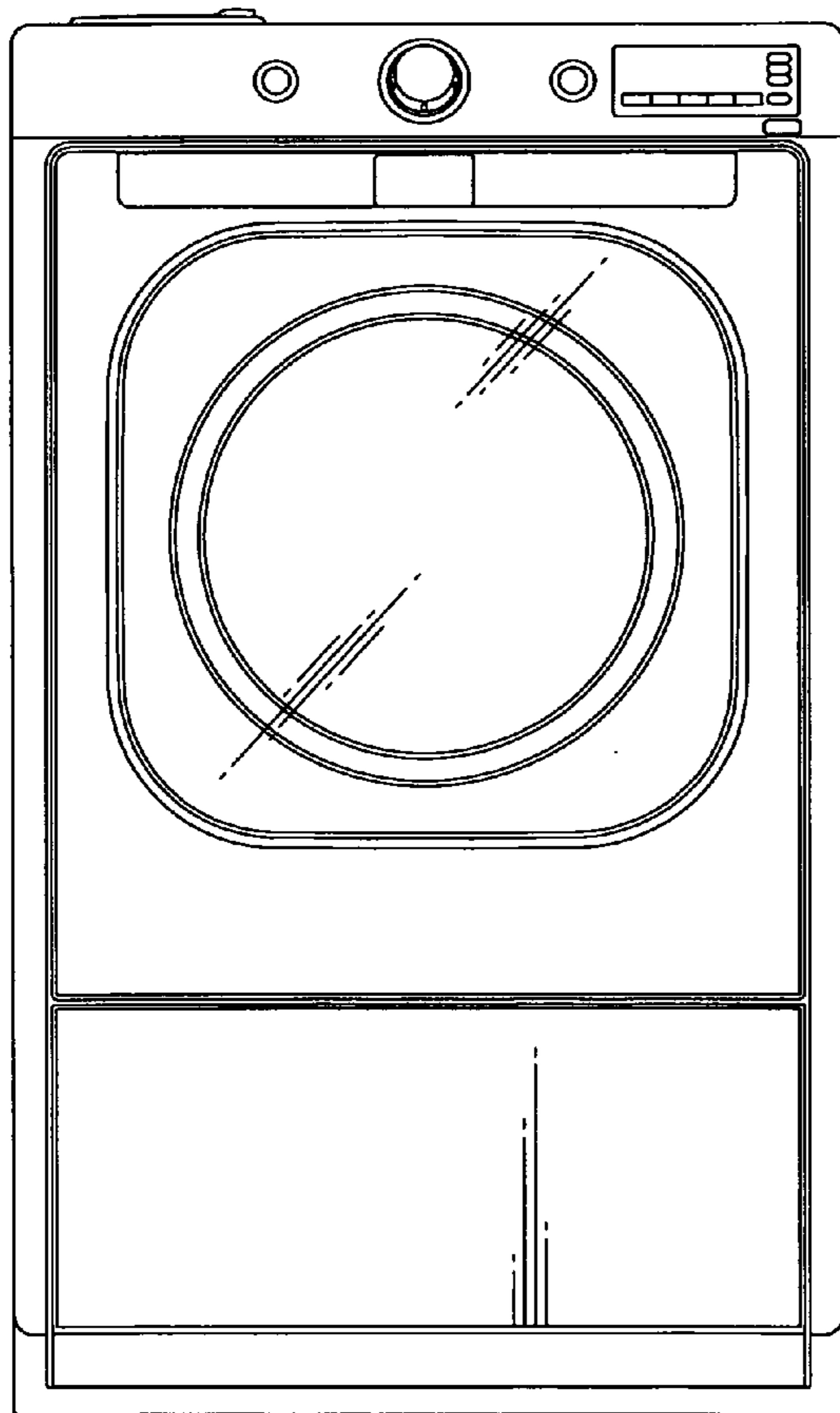


FIG.3

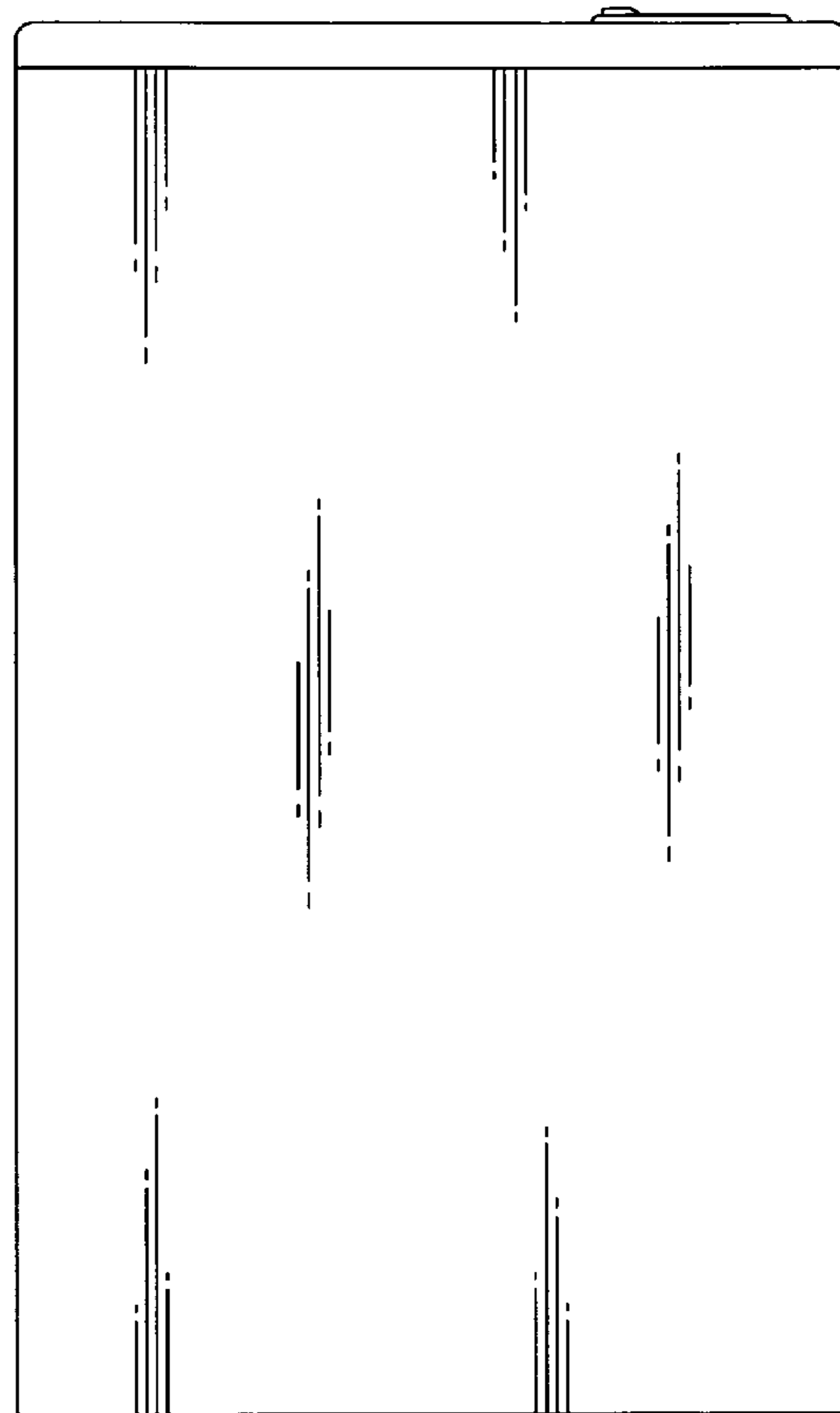


FIG. 4




FIG. 5




FIG. 6

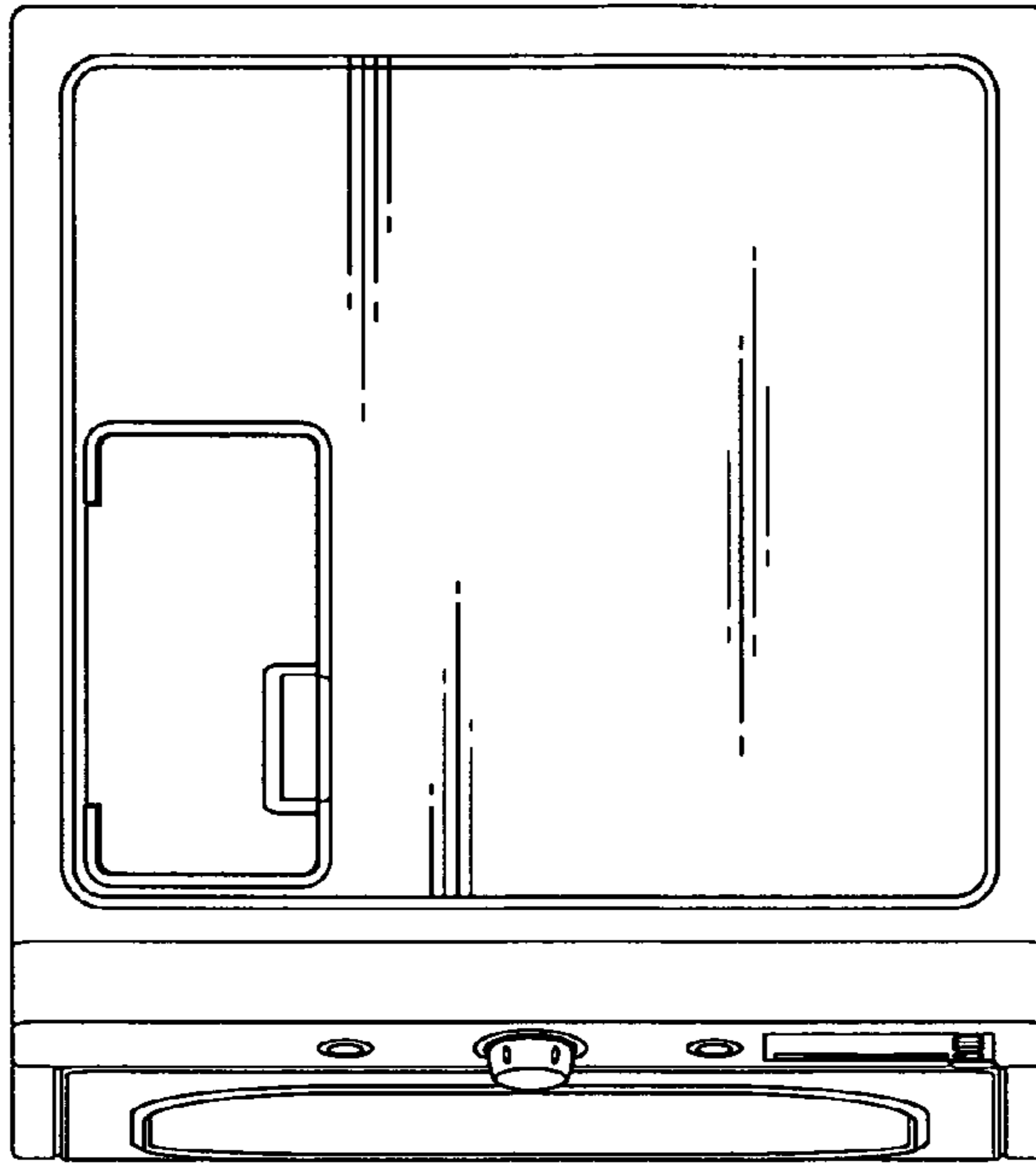


FIG. 7

