



US00D582069S

(12) **United States Design Patent**  
**Koman**

(10) **Patent No.:** **US D582,069 S**  
(45) **Date of Patent:** **\*\* Dec. 2, 2008**

(54) **FRONT COMBINATION LAMP FOR AN  
AUTOMOBILE**

D561,359 S \* 2/2008 Hsu ..... D26/28  
D563,576 S \* 3/2008 Hanaoka ..... D26/28

(75) Inventor: **Shuji Koman**, Saitama-ken (JP)

\* cited by examiner

(73) Assignee: **Honda Motor Co., Ltd.**, Tokyo (JP)

*Primary Examiner*—Marcus A. Jackson

(\*\*) Term: **14 Years**

(74) *Attorney, Agent, or Firm*—Westerman, Hattori, Daniels  
& Adrian, LLP.

(21) Appl. No.: **29/303,157**

(57) **CLAIM**

(22) Filed: **Feb. 1, 2008**

The ornamental design for a front combination lamp for an  
automobile, as shown and described.

(30) **Foreign Application Priority Data**

Aug. 2, 2007 (JP) ..... 2007-021162

**DESCRIPTION**

(51) **LOC (8) Cl.** ..... **26-06**

(52) **U.S. Cl.** ..... **D26/28**

(58) **Field of Classification Search** ..... D26/28-36;  
362/459-468, 475-478, 485-487  
See application file for complete search history.

FIG. 1 is a perspective view from the front side of a front  
combination lamp for an automobile.

FIG. 2 is a front elevation view thereof.

FIG. 3 is a top plan view thereof; and,

FIG. 4 is a right side elevation view thereof.

The portion of the article shown in broken lines is for illus-  
trative purpose only and forms no part of the claimed design.

(56) **References Cited**

**U.S. PATENT DOCUMENTS**

D560,291 S \* 1/2008 Koyama ..... D26/28  
D561,358 S \* 2/2008 Tachibana ..... D26/28

**1 Claim, 4 Drawing Sheets**

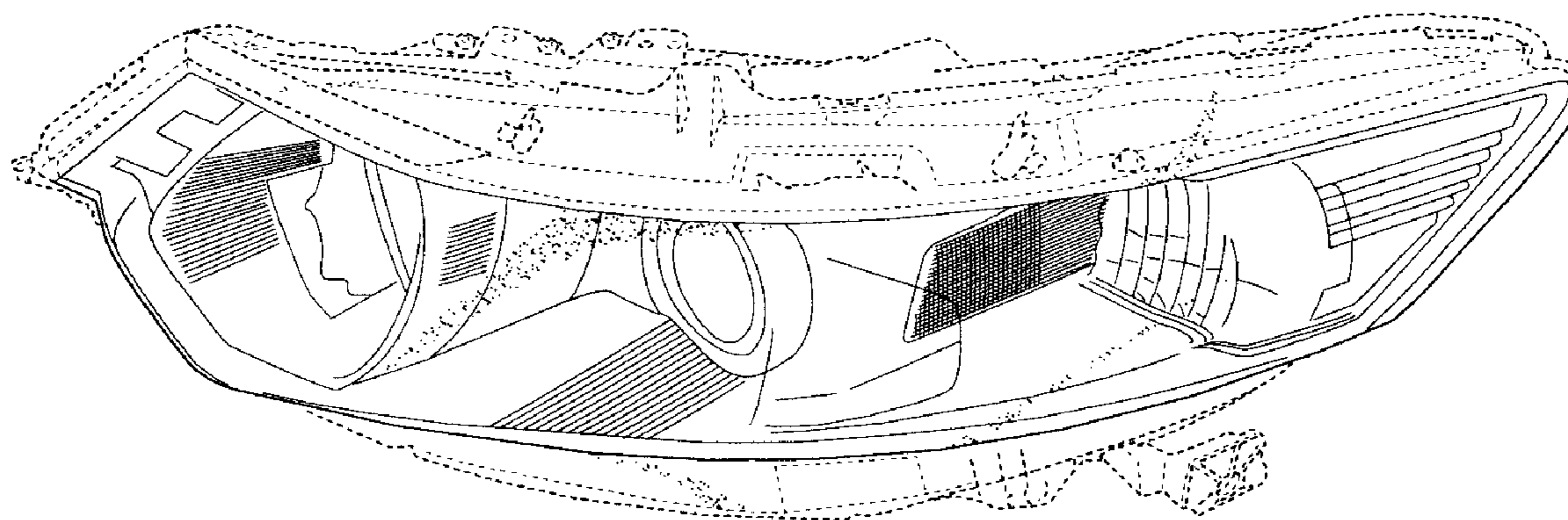


FIG. 1

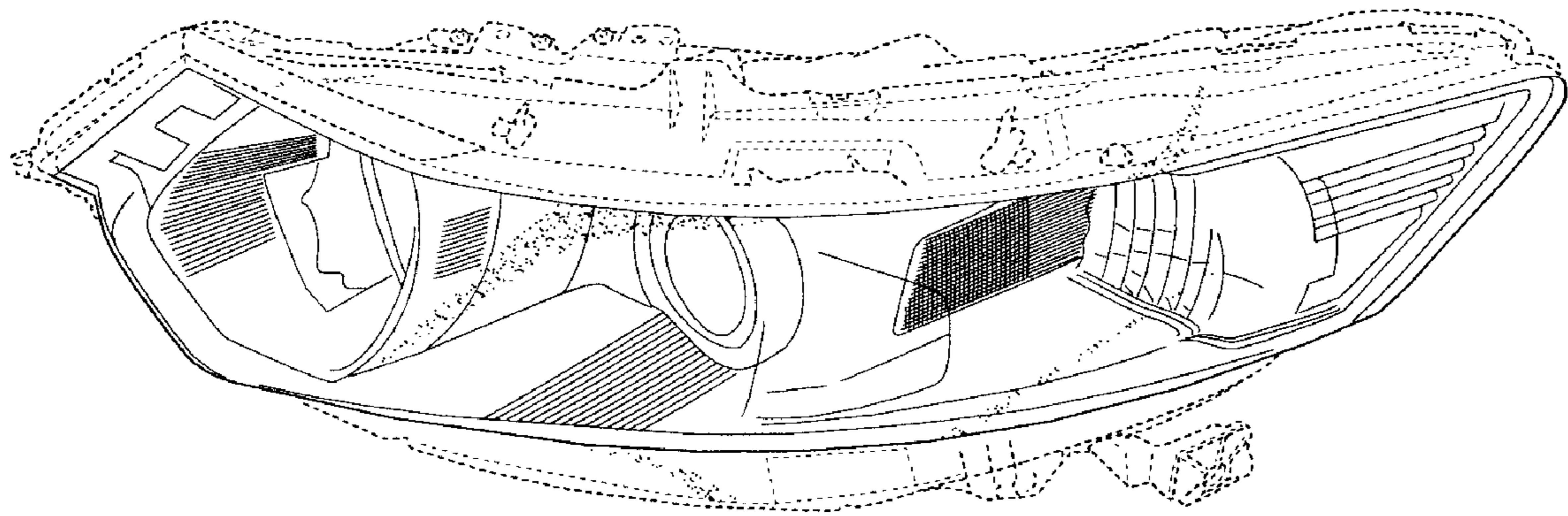


FIG. 2

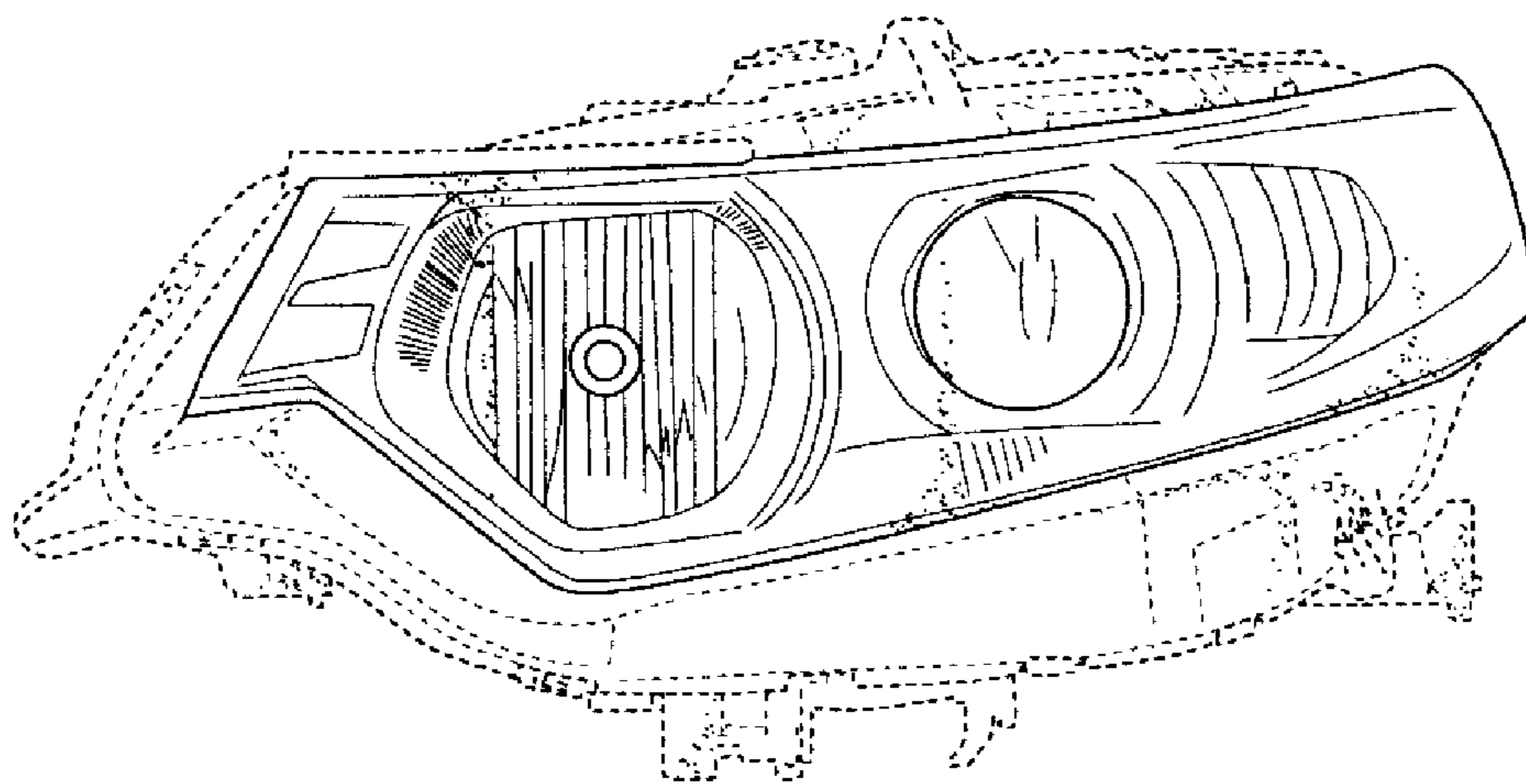


FIG. 3

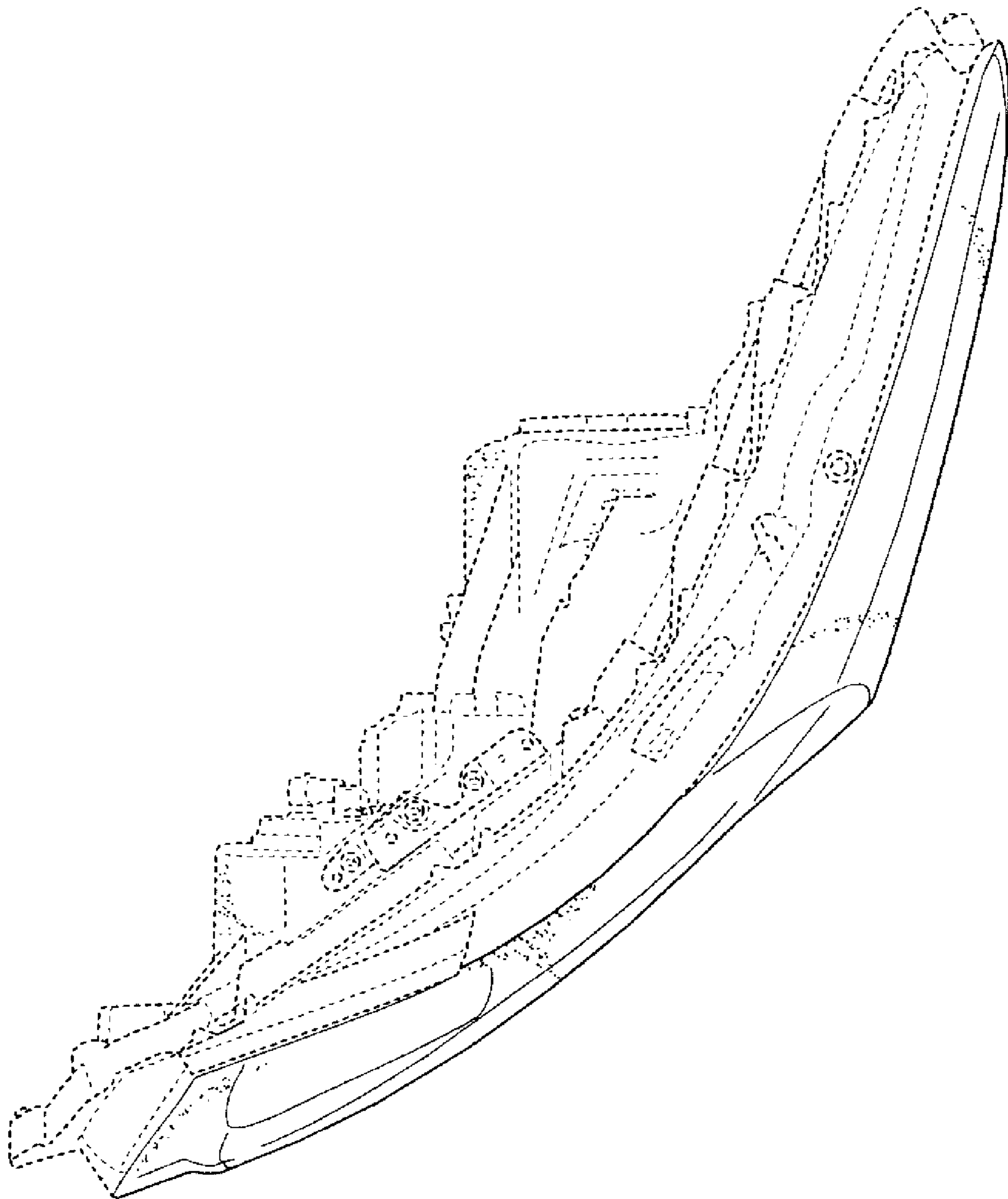


FIG. 4

