



US00D582064S

(12) **United States Design Patent**
Mukai

(10) **Patent No.:** **US D582,064 S**
(45) **Date of Patent:** **** Dec. 2, 2008**

(54) **LIGHTING FIXTURE WITH LIGHT
EMITTING DIODE**

(75) Inventor: **Kenji Mukai**, Shijonawate (JP)

(73) Assignee: **Matsushita Electric Industrial Co.,
Ltd.**, Osaka (JP)

(**) Term: **14 Years**

(21) Appl. No.: **29/297,681**

(22) Filed: **Nov. 15, 2007**

Related U.S. Application Data

(62) Division of application No. 29/231,379, filed on Jun. 2,
2005.

(30) **Foreign Application Priority Data**

Dec. 7, 2004 (JP) 2004-037356
Dec. 7, 2004 (JP) 2004-037357
Dec. 7, 2004 (JP) 2004-037358
Dec. 7, 2004 (JP) 2004-037359

(51) **LOC (8) Cl.** **26-05**

(52) **U.S. Cl.** **D26/24**

(58) **Field of Classification Search** D13/180;
D6/300, 309; D7/554.2, 554.3; D9/456;
D19/1; D20/22, 27, 28, 40; D21/307, 308,
D21/349, 362, 363, 365, 374, 390; D25/109;
D26/1, 24, 72, 74, 89; 273/139, 142 R; 362/612,
362/84, 147, 362; 434/198, 214, 206; 257/79,
257/98

See application file for complete search history.

(56) **References Cited**

U.S. PATENT DOCUMENTS

D27,347 S * 7/1897 Ewen D25/109
D31,074 S * 6/1899 Odbers D6/309
804,927 A * 11/1905 Brown 273/142 R
1,556,678 A * 10/1925 Diegel 273/142 R
2,166,335 A * 7/1939 Banner 273/142 R
D163,932 S * 7/1951 Byck D6/309

4,241,277 A 12/1980 Hintze et al.
4,857,920 A * 8/1989 Kataoka et al. 340/907
4,920,033 A * 4/1990 Cress 434/198
5,054,885 A 10/1991 Melby
5,102,129 A 4/1992 Roberts
5,375,043 A 12/1994 Tokunaga
5,533,636 A 7/1996 Reiker
6,054,932 A * 4/2000 Gartner et al. 340/815.65
6,100,861 A 8/2000 Cohen et al.
6,439,731 B1 8/2002 Johnson et al.
6,498,592 B1 12/2002 Matthies
6,565,231 B1 5/2003 Cok
D493,907 S * 8/2004 Benensohn D26/89
6,787,994 B2 9/2004 Cok
6,958,182 B2 10/2005 Hasecke et al.
D522,975 S 6/2006 Egawa et al.
D532,142 S * 11/2006 Matsui et al. D26/80
7,241,038 B2 * 7/2007 Naniwa et al. 362/525
7,303,305 B2 * 12/2007 Kennedy 362/147
D562,473 S * 2/2008 Matsui et al. D26/24

(Continued)

Primary Examiner—Selina Sikder

(74) *Attorney, Agent, or Firm*—Brinks Hofer Gilson & Lione

(57) **CLAIM**

I claim the ornamental design for a lighting fixture with light emitting diode, as shown and described.

DESCRIPTION

FIG. 1 is a bottom perspective view of a lighting fixture with light emitting diode of the present invention;

FIG. 2 is a left side view thereof, wherein the right side view is a mirror image thereof;

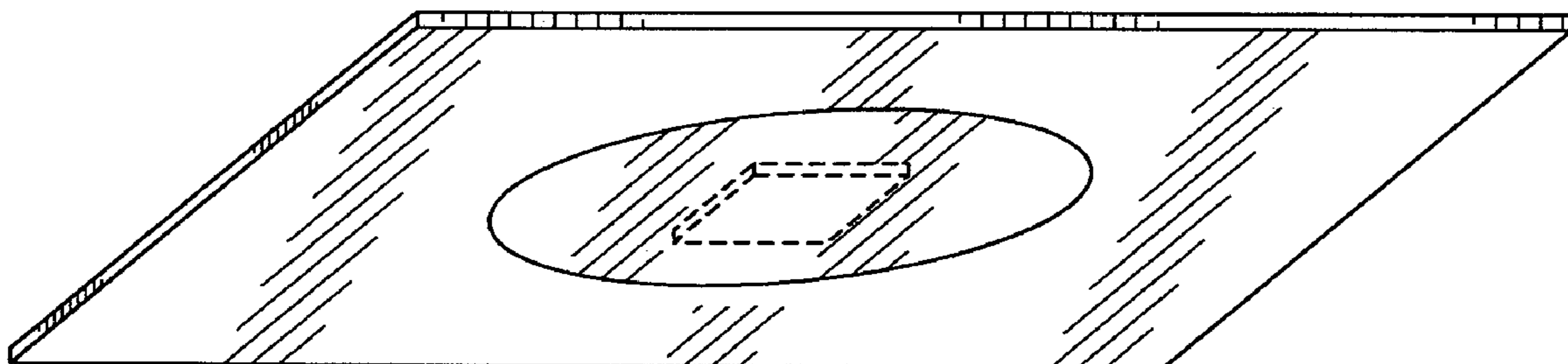
FIG. 3 is a front view thereof, wherein the rear view is a mirror image thereof;

FIG. 4 is a top view thereof; and,

FIG. 5 is a bottom view thereof.

The broken line showing of lighting fixture with light emitting diode is included for the purpose of illustrating environment and forms no part of the claimed design.

1 Claim, 2 Drawing Sheets



US D582,064 S

Page 2

U.S. PATENT DOCUMENTS

2002/0159246	A1	10/2002	Murasko et al.	2006/0171148	A1	8/2006	Huang
2003/0026100	A1	2/2003	Wang	2006/0193132	A1	8/2006	Kim et al.
2004/0196663	A1*	10/2004	Ishida et al.	2007/0045640	A1*	3/2007	Erchak et al. 257/98
2005/0253154	A1*	11/2005	Slater et al.	2007/0131954	A1*	6/2007	Murayama et al. 257/98
2005/0263777	A1*	12/2005	Yano et al.	2007/0139929	A1	6/2007	Yoo et al.

* cited by examiner

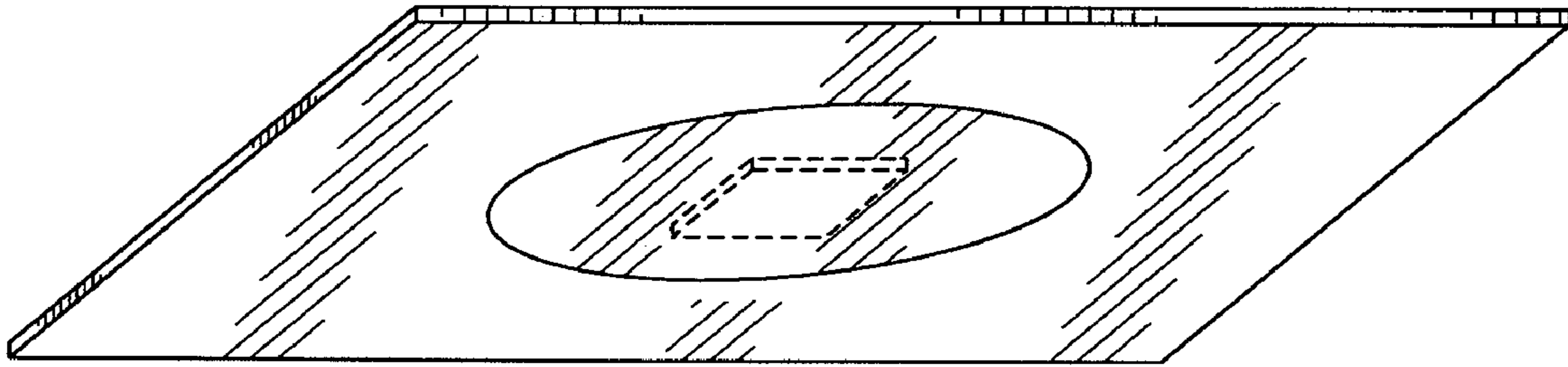


FIG. 1




FIG. 2



FIG. 3

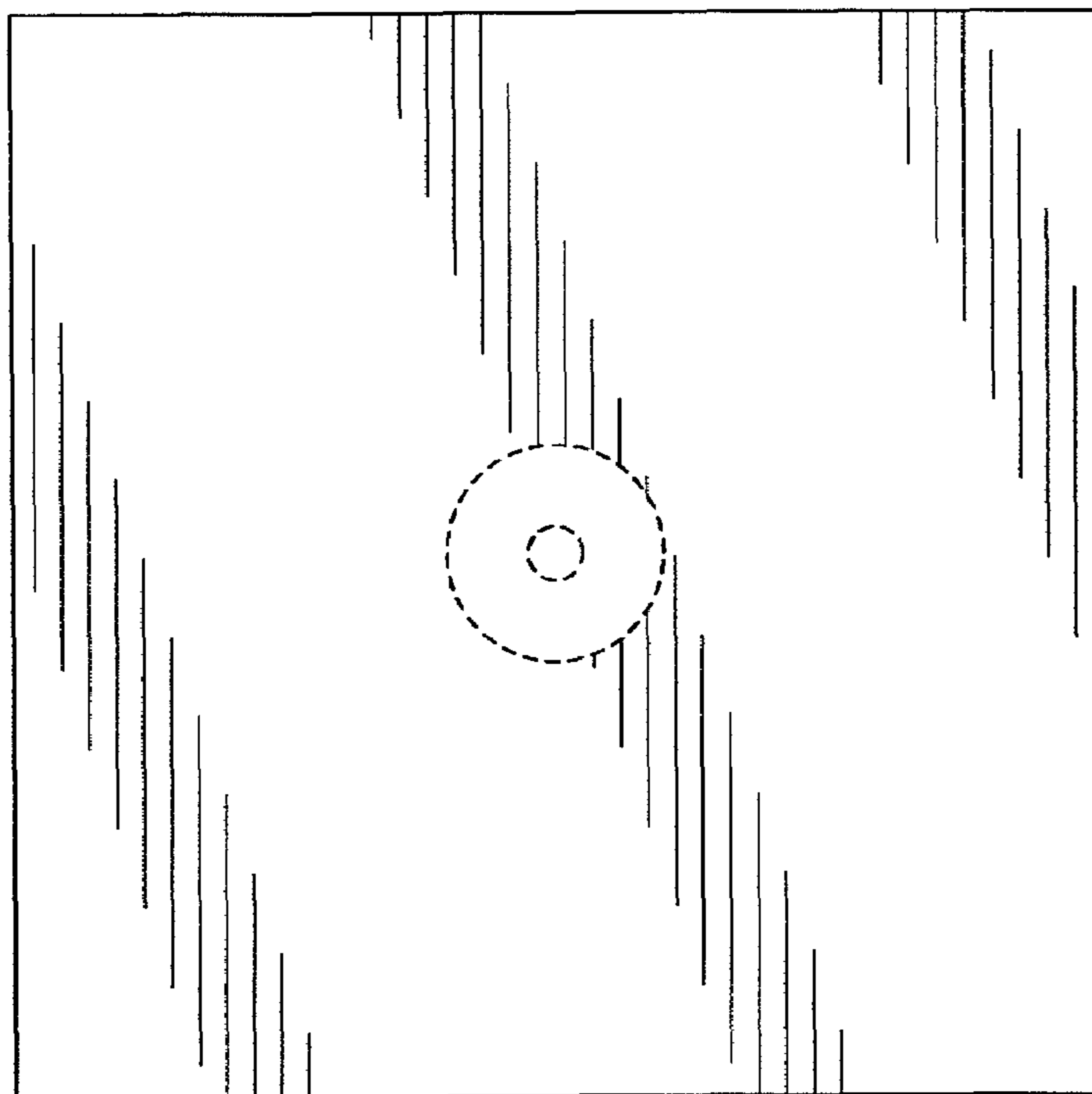


FIG. 4

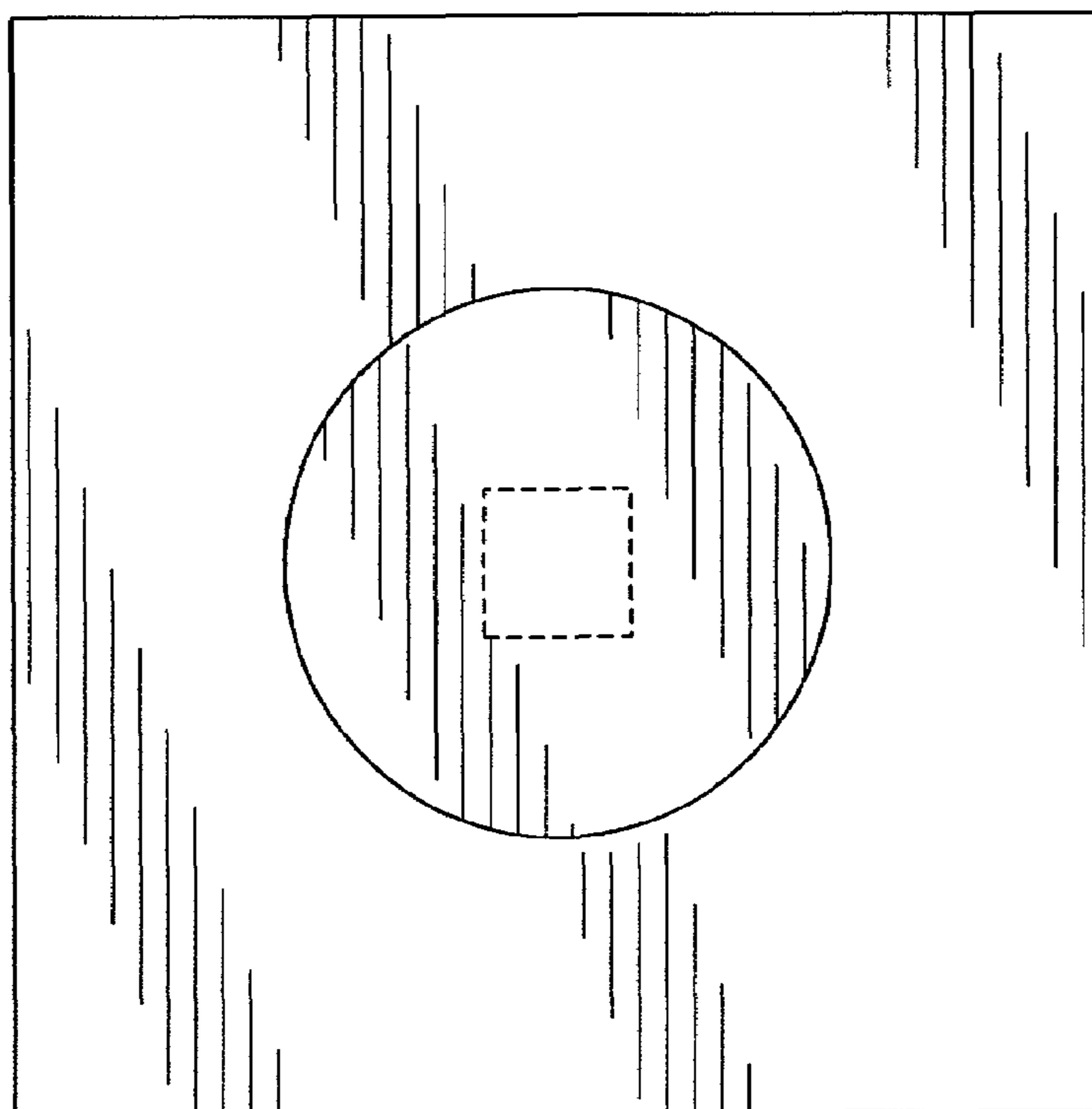


FIG. 5