



US00D582058S

(12) **United States Design Patent**  
**Giugiaro**

(10) **Patent No.:** **US D582,058 S**  
(45) **Date of Patent:** **\*\* Dec. 2, 2008**

(54) **BOLLARD/FASTENING-POST ASSEMBLY**

(75) Inventor: **Giorgetto Giugiaro**, Turin (IT)

(73) Assignee: **Cemusa Corporacion Europea de Mobiliario Urbano**, Madrid (ES)

(\*\*) Term: **14 Years**

(21) Appl. No.: **29/292,902**

(22) Filed: **Oct. 30, 2007**

(30) **Foreign Application Priority Data**

May 11, 2007 (EM) ..... 722152

(51) **LOC (8) Cl.** ..... **25-01**

(52) **U.S. Cl.** ..... **D25/126**

(58) **Field of Classification Search** ..... D25/126;  
52/301; 256/19, 20, 22, 65.01, 66, 65.11;  
404/10, 6; 49/49

See application file for complete search history.

(56) **References Cited**

**U.S. PATENT DOCUMENTS**

- D45,299 S 2/1914 Hammond
- D47,242 S 4/1915 Cusack
- 1,470,522 A 10/1923 Coyle
- D74,852 S 4/1928 Browne et al.
- D77,528 S 1/1929 Brumbaugh
- D103,954 S 4/1937 Reynolds
- D202,866 S 11/1965 Handley
- D227,599 S 7/1973 Wisgin
- D233,087 S 10/1974 Martin
- D239,576 S 4/1976 Casparro
- D240,169 S 6/1976 Summey
- D241,747 S 10/1976 King
- D275,969 S 10/1984 Bowers
- 4,558,650 A 12/1985 Berman
- D285,810 S 9/1986 Glasener
- D286,829 S 11/1986 Yeranossian
- D288,441 S 2/1987 Lalonde
- D294,365 S 2/1988 Nishibori et al.
- D295,193 S 4/1988 Visocky et al.
- D313,631 S 1/1991 White

- D317,681 S 6/1991 Stewart et al.
- D324,701 S 3/1992 Capps
- 5,146,710 A \* 9/1992 Caldwell ..... 49/35
- D330,568 S 10/1992 Roberts et al.
- D330,919 S 11/1992 Von Canal
- D334,775 S 4/1993 Foster
- D347,025 S 5/1994 Asselin
- D356,601 S 3/1995 Arakaki et al.
- D366,158 S 1/1996 Wirth
- D367,539 S \* 2/1996 Burton-Chambers ..... D25/126

(Continued)

**FOREIGN PATENT DOCUMENTS**

EP K593686 9/2006

(Continued)

*Primary Examiner*—Doris Clark  
(74) *Attorney, Agent, or Firm*—Kenyon & Kenyon LLP

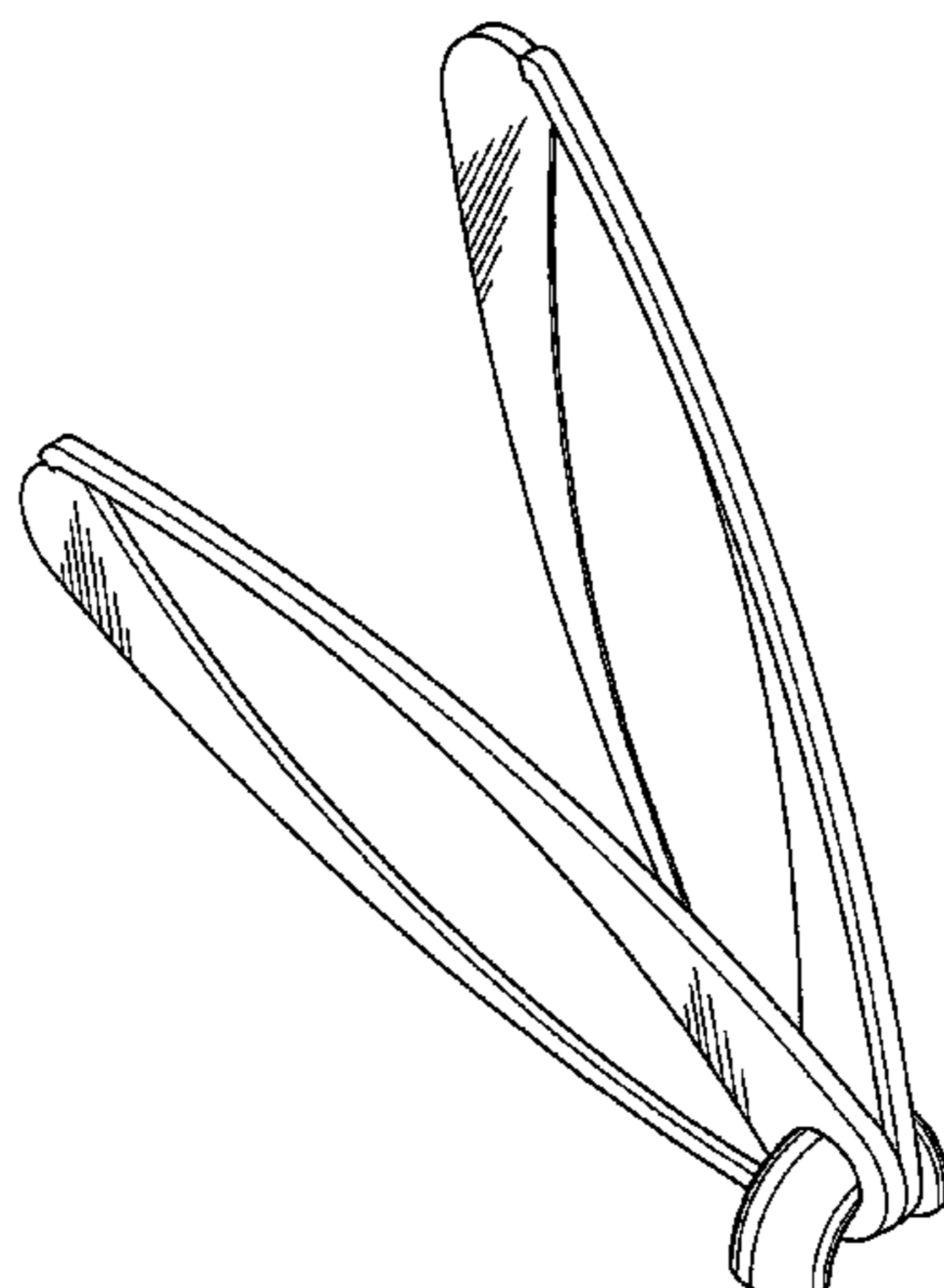
(57) **CLAIM**

The ornamental design for a bollard/fastening-post assembly, as shown and described.

**DESCRIPTION**

FIG. 1 is a front perspective view of an example embodiment of a bollard/fastening-post assembly showing my new design. FIG. 2 is a right side view thereof. FIG. 3 is a front side view thereof. FIG. 4 is a top view thereof. FIG. 5 is a backside view thereof; and, FIG. 6 is a left side view thereof.

**1 Claim, 6 Drawing Sheets**



# US D582,058 S

## U.S. PATENT DOCUMENTS

D375,979 S 11/1996 Adams  
 5,584,547 A 12/1996 Trulaske, Sr.  
 D378,301 S 3/1997 Leksell  
 D386,723 S 11/1997 Fujieda  
 5,704,730 A \* 1/1998 Burton-Chambers ..... 404/6  
 D395,677 S 6/1998 Gongora et al.  
 5,798,702 A 8/1998 Okamoto et al.  
 5,857,537 A 1/1999 Matsumoto et al.  
 D407,755 S 4/1999 Isshiki et al.  
 D410,697 S 6/1999 Smart  
 D413,934 S 9/1999 Kleihues  
 D414,721 S 10/1999 Nakamura  
 5,975,793 A \* 11/1999 Simmons et al. .... 404/6  
 6,039,137 A 3/2000 Schless  
 D423,164 S 4/2000 McKeown et al.  
 D424,264 S 5/2000 McKeown et al.  
 D425,938 S 5/2000 Skog  
 D427,242 S 6/2000 Pettesch  
 D433,455 S 11/2000 Methot  
 D436,135 S 1/2001 Emert  
 D440,544 S 4/2001 Fischer  
 D445,273 S 7/2001 Brown et al.  
 6,260,649 B1 7/2001 Carney, Jr.  
 D446,821 S 8/2001 Decaux  
 D447,183 S 8/2001 Wilmotte  
 D448,420 S 9/2001 O'Brien et al.  
 D449,076 S 10/2001 Dumouchel  
 D452,710 S 1/2002 Ragot  
 D452,884 S 1/2002 Metral  
 D453,191 S 1/2002 Gentelia et al.  
 D453,192 S 1/2002 Gentelia et al.  
 D455,788 S 4/2002 Gentelia et al.  
 D455,789 S 4/2002 Schlueter  
 6,418,041 B1 7/2002 Kitamura  
 D467,561 S 12/2002 Kosciolk  
 D472,223 S 3/2003 Wilmotte  
 D479,659 S 9/2003 Fleckenstein et al.  
 D480,431 S 10/2003 O'Brien et al.  
 D483,074 S 12/2003 Strunk et al.  
 D486,188 S 2/2004 Norcross et al.

6,702,512 B1 \* 3/2004 Reale ..... 404/6  
 D489,072 S 4/2004 Nishioka et al.  
 6,722,068 B2 4/2004 Ohlsson  
 D491,608 S 6/2004 Strunk et al.  
 D497,167 S 10/2004 Ozolins et al.  
 D499,453 S 12/2004 Hornblad  
 D499,768 S 12/2004 Hornblad  
 D501,889 S 2/2005 Harris et al.  
 D502,942 S 3/2005 Penke et al.  
 6,865,830 B2 3/2005 Gravitt et al.  
 D507,813 S 7/2005 Gillard  
 D509,502 S 9/2005 Penke et al.  
 D512,573 S 12/2005 Koenig  
 D514,844 S 2/2006 Cravens et al.  
 7,052,201 B2 \* 5/2006 Zivkovic ..... 404/11  
 D530,880 S 10/2006 Magee et al.  
 7,156,296 B2 1/2007 Magee et al.  
 7,165,641 B2 1/2007 Kitamura  
 D542,849 S 5/2007 Hill et al.  
 D555,524 S 11/2007 Jacobsen et al.  
 D556,264 S 11/2007 Tanaka et al.  
 D559,577 S 1/2008 Quinn  
 2008/0078112 A1 4/2008 Basha

## FOREIGN PATENT DOCUMENTS

EP	K593702	9/2006
EP	K651435	1/2007
EP	K688270	3/2007
EP	K715248	4/2007
EP	K715255	4/2007
EP	K715263	4/2007
EP	K715271	4/2007
EP	K745567	4/2007
EP	K722111	5/2007
EP	K722152	5/2007
EP	K722178	5/2007
EP	K722194	5/2007
EP	K732177	5/2007
EP	K732185	5/2007
WO	DM/056879	5/2006

\* cited by examiner

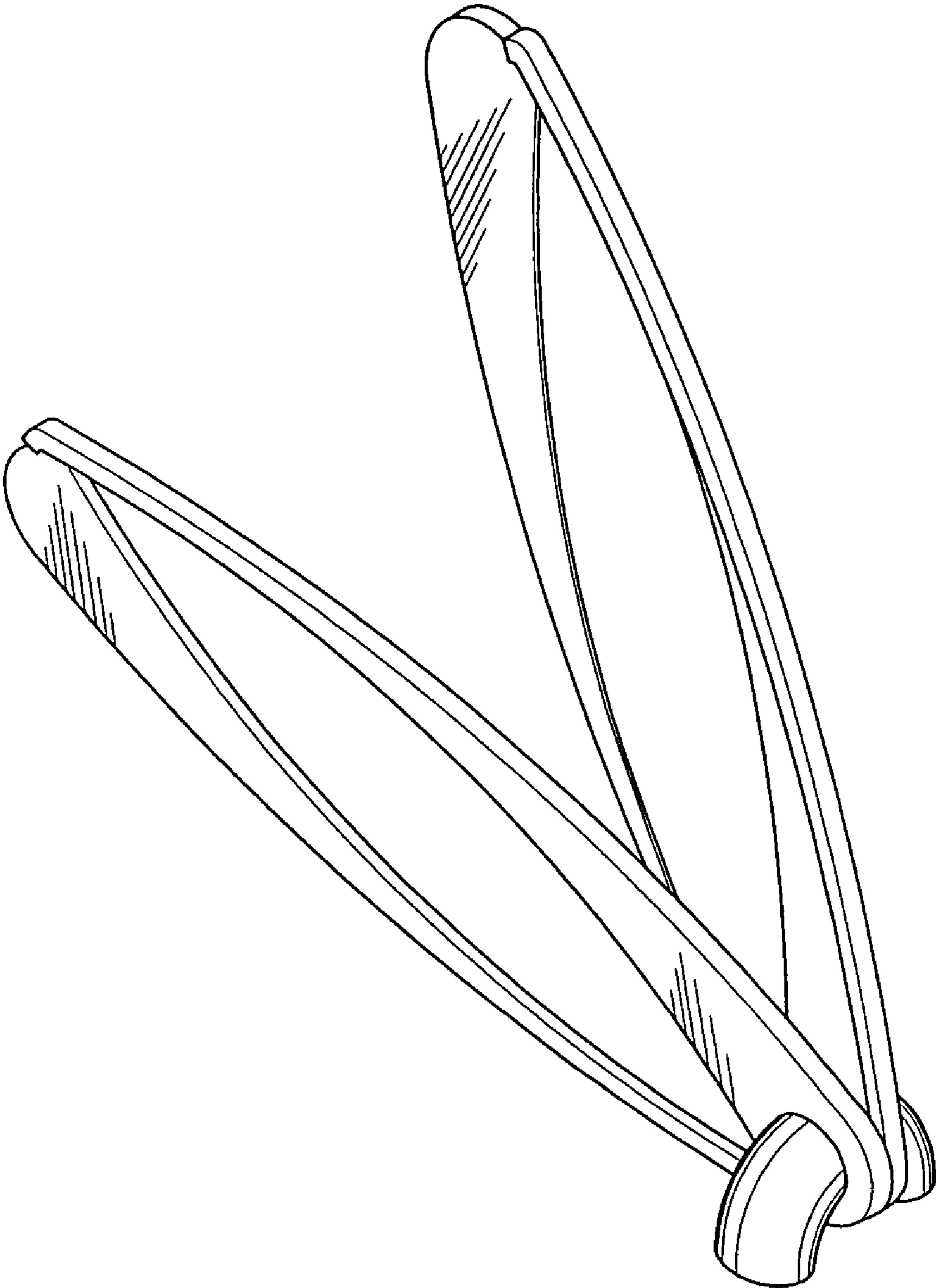


FIG. 1

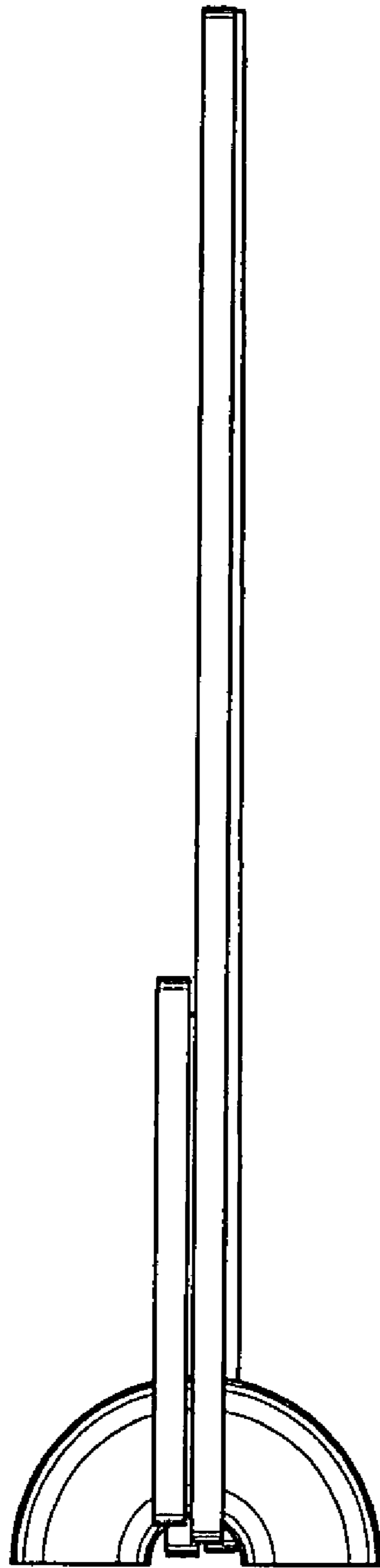


FIG. 2

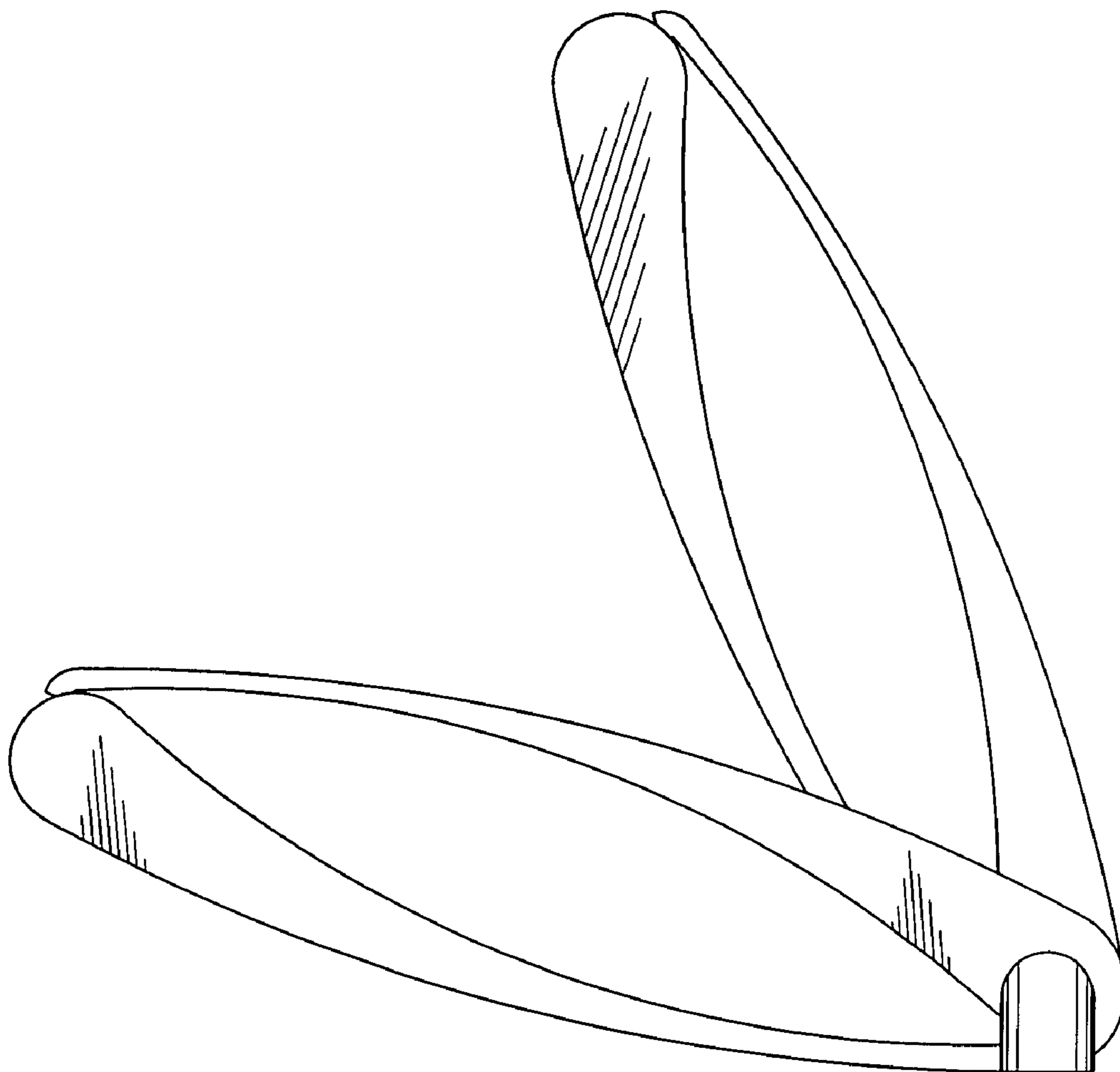


FIG. 3

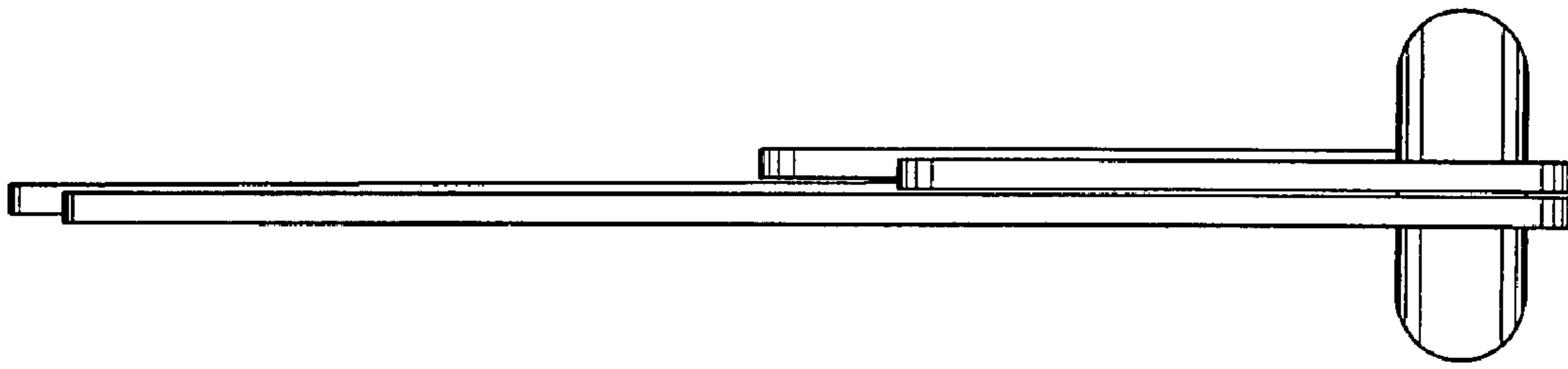


FIG. 4

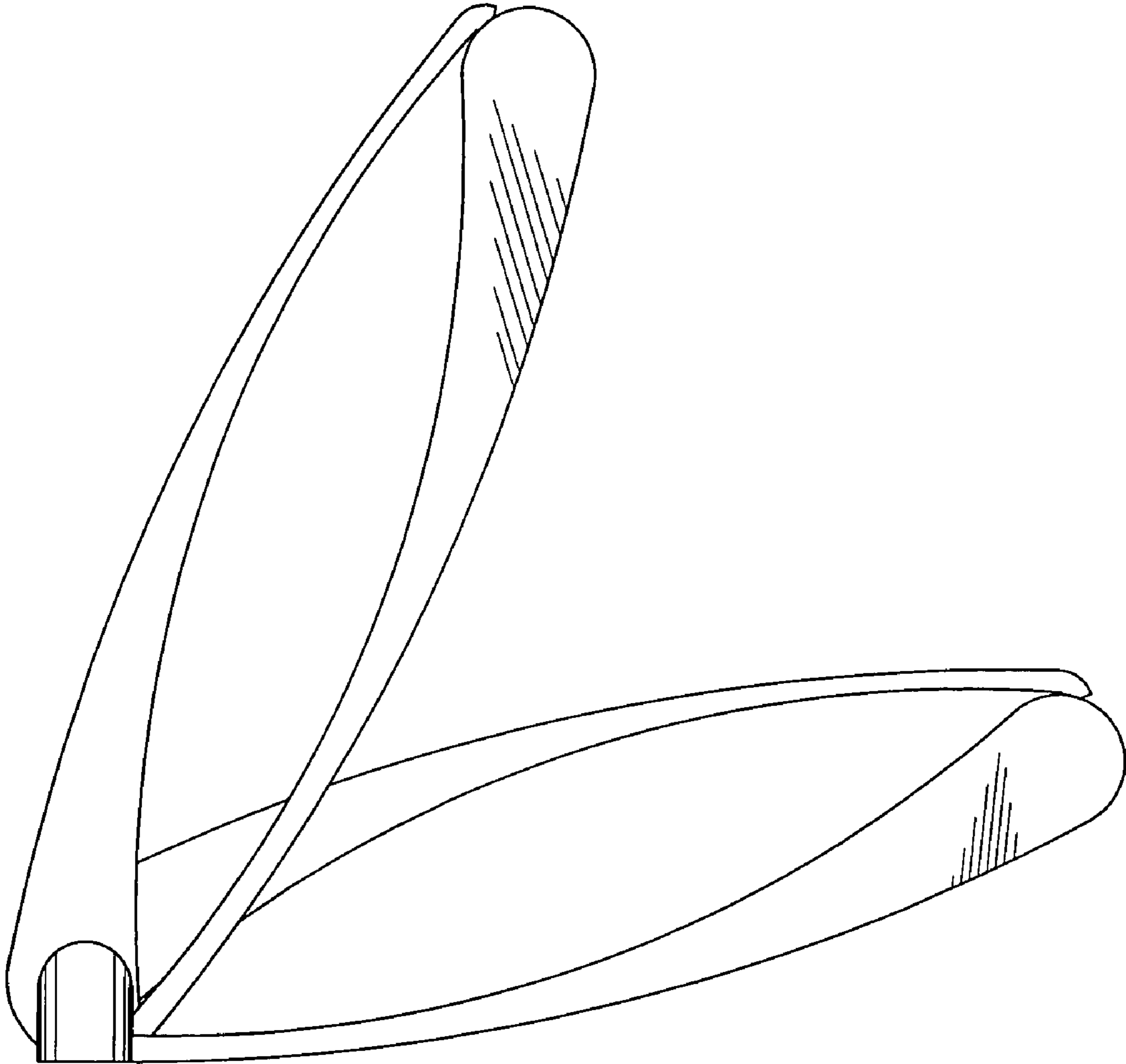


FIG. 5

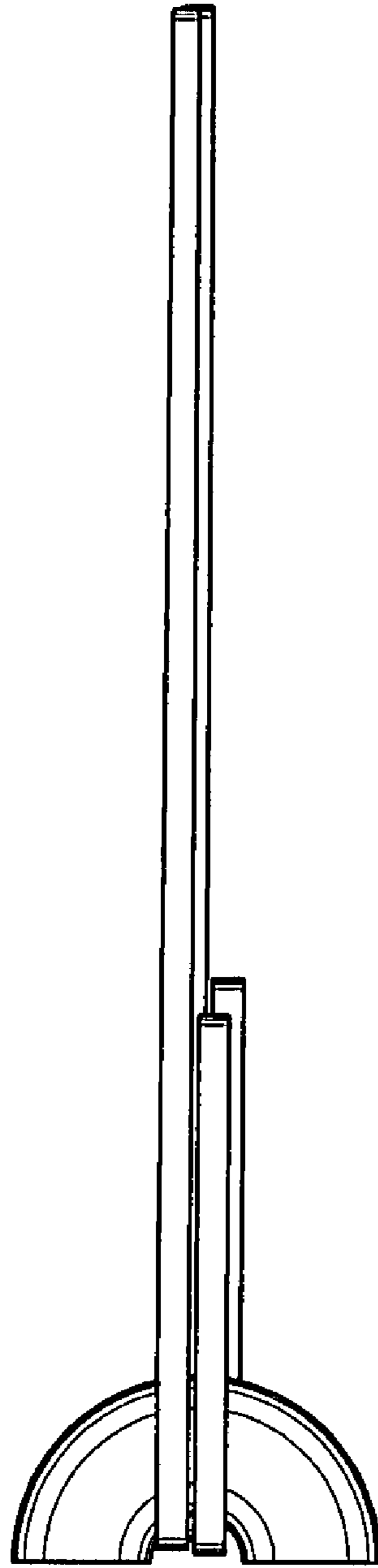


FIG. 6