

US00D582040S

(12) **United States Design Patent**
Bush, Jr.

(10) **Patent No.:** **US D582,040 S**
(45) **Date of Patent:** **** Dec. 2, 2008**

(54) **CERVICAL PLATE**
(75) Inventor: **Charles L. Bush, Jr.**, Fairfield, NJ (US)
(73) Assignee: **Stryker Spine** (FR)
(**) Term: **14 Years**
(21) Appl. No.: **29/267,173**
(22) Filed: **Oct. 5, 2006**
(51) **LOC (8) Cl.** **24-03**
(52) **U.S. Cl.** **D24/155**
(58) **Field of Classification Search** D24/155,
D24/156, 157; 623/17.11, 16.71; D8/391-393,
D8/382, 354; 606/246, 247, 248, 249, 258,
606/267, 280, 70, 71, 283, 299, 166, 903,
606/905, 906, 286, 396, 17.16, 17.13
See application file for complete search history.

D505,205 S * 5/2005 Freid D24/155
6,945,973 B2 * 9/2005 Bray 606/71
7,001,389 B1 * 2/2006 Navarro et al. 606/71
7,052,499 B2 * 5/2006 Steger et al. 606/280
7,060,067 B2 * 6/2006 Needham et al. 606/70
7,175,624 B2 * 2/2007 Konieczynski et al. 606/71
7,220,263 B2 * 5/2007 Cordaro 606/70
7,229,442 B2 * 6/2007 Schafer 606/272
7,322,984 B2 * 1/2008 Doubler et al. 606/70
2003/0040749 A1 2/2003 Grabowski et al.
2004/0243239 A1 12/2004 Taylor
2004/0267369 A1 12/2004 Lyons et al.
2005/0004573 A1 1/2005 Abdou
2006/0276795 A1* 12/2006 Orbay et al. 606/71

(56) **References Cited**

U.S. PATENT DOCUMENTS

D282,580 S * 2/1986 Linkow et al. D24/156
5,180,381 A 1/1993 Aust et al.
5,304,210 A 4/1994 Crook
5,330,477 A 7/1994 Crook
5,490,851 A 2/1996 Nenov et al.
5,496,318 A 3/1996 Howland et al.
5,603,713 A 2/1997 Aust et al.
5,662,652 A 9/1997 Schafer et al.
5,868,746 A 2/1999 Sarver et al.
5,941,881 A 8/1999 Barnes
5,951,558 A * 9/1999 Fiz 606/70
D420,373 S * 2/2000 Bonitz D15/143
6,117,135 A 9/2000 Schlapfer et al.
6,129,730 A 10/2000 Bono et al.
6,206,882 B1 * 3/2001 Cohen 606/283
6,261,291 B1 7/2001 Talaber et al.
D449,692 S * 10/2001 Michelson D24/155
6,336,930 B1 1/2002 Stalcup et al.
6,364,880 B1 * 4/2002 Michelson 606/291
6,547,790 B2 * 4/2003 Harkey et al. 606/250
6,602,255 B1 8/2003 Campbell et al.
6,626,944 B1 9/2003 Taylor

OTHER PUBLICATIONS

U.S. Appl. No. 11/153,630, Rhyne.

* cited by examiner

Primary Examiner—Charles A. Rademaker
(74) *Attorney, Agent, or Firm*—Lerner, David, Littenberg,
Krumholz & Mentlik, LLP

(57) **CLAIM**

The ornamental design for a cervical plate, as shown and described.

DESCRIPTION

FIG. 1 is a top perspective view of a cervical plate showing my new design;
FIG. 2 is a top plan view thereof;
FIG. 3 is a bottom plan thereof;
FIG. 4 is a right side elevation thereof, the left side being a mirror image; and,
FIG. 5 is an end elevation thereof, the end opposite being a mirror image.
The broken lines shown in the drawings are included for the purpose of illustrating structure and form no part of the claimed design.

1 Claim, 3 Drawing Sheets

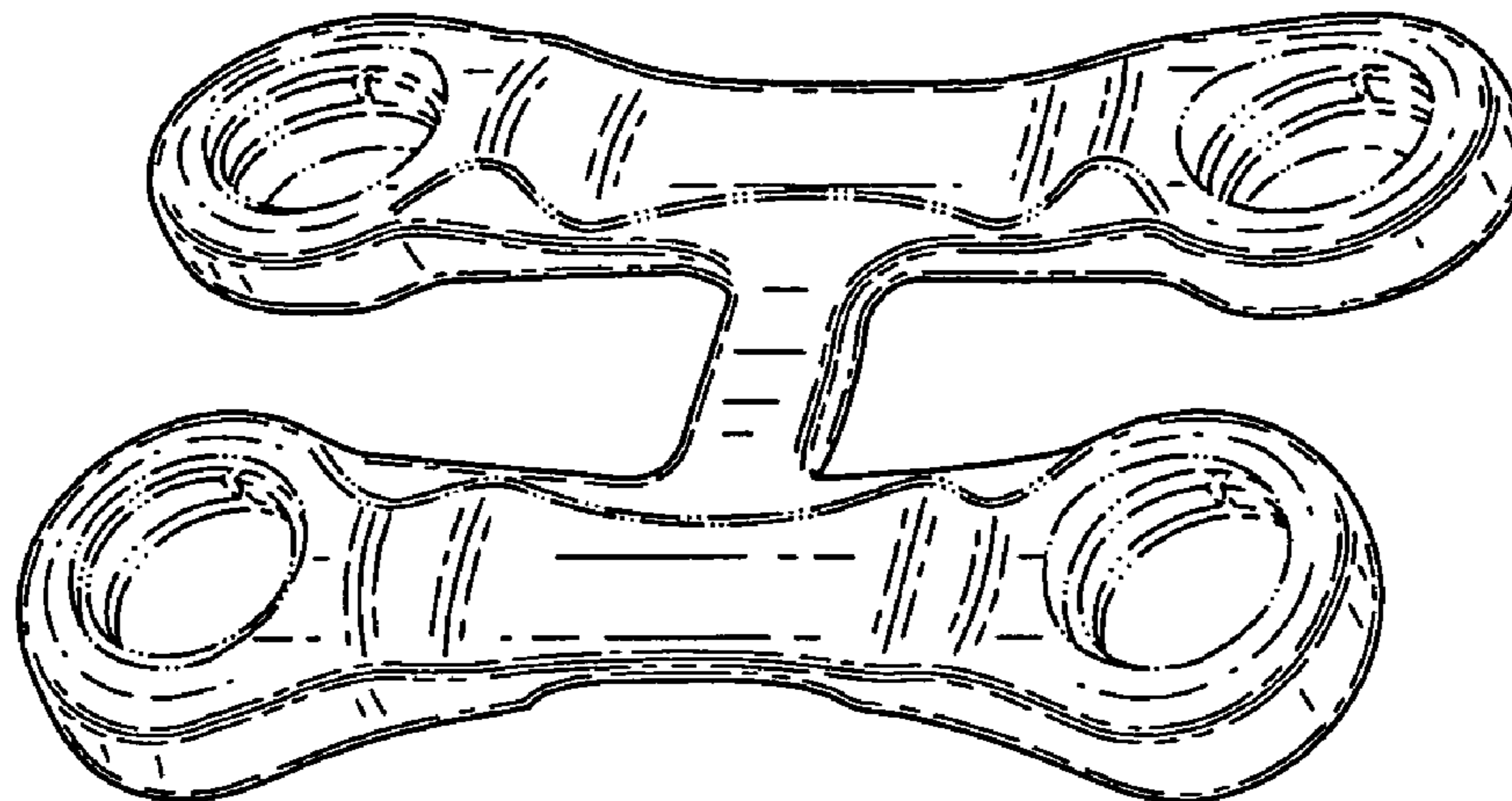


FIG. 1

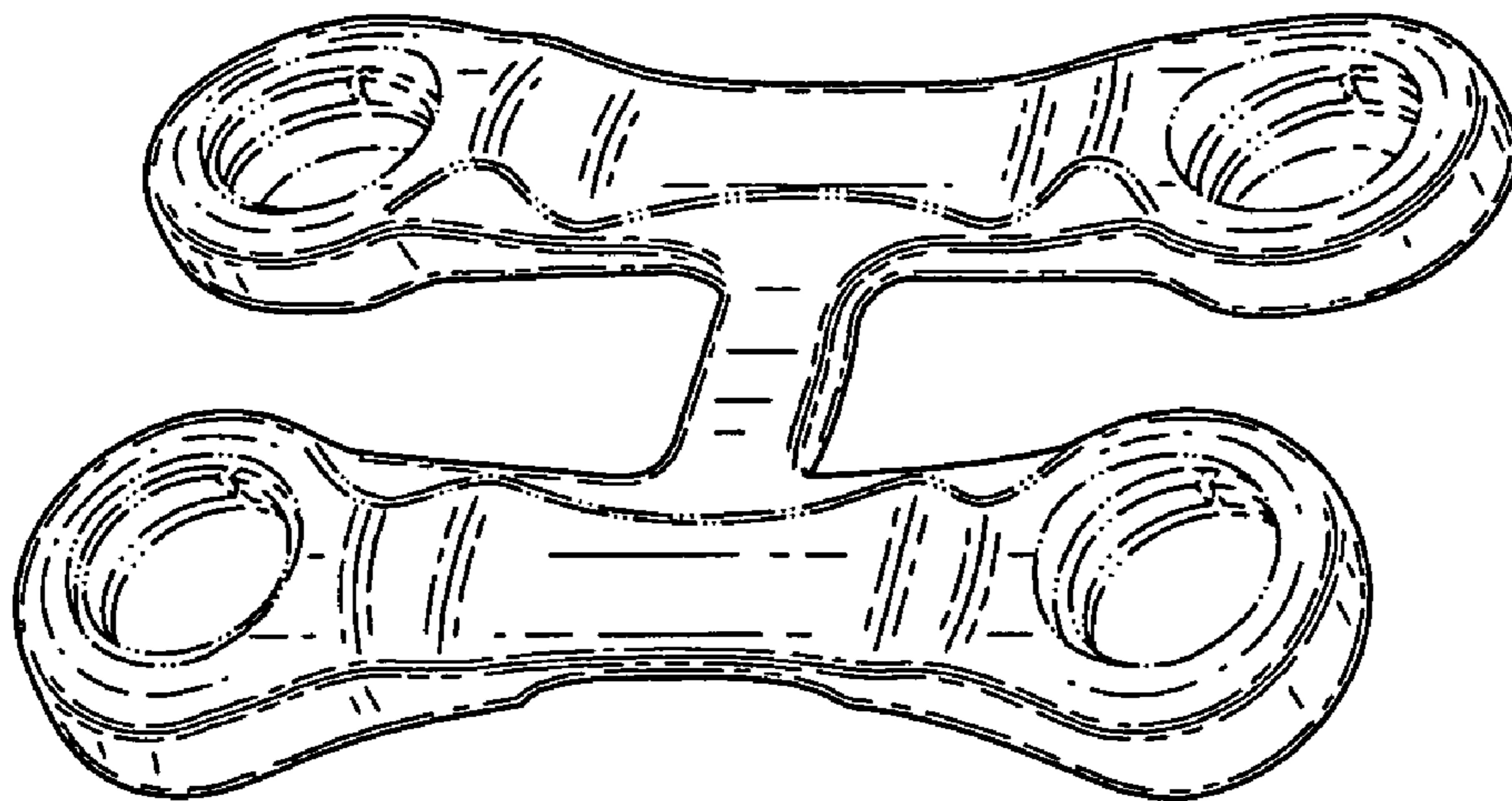


FIG. 2

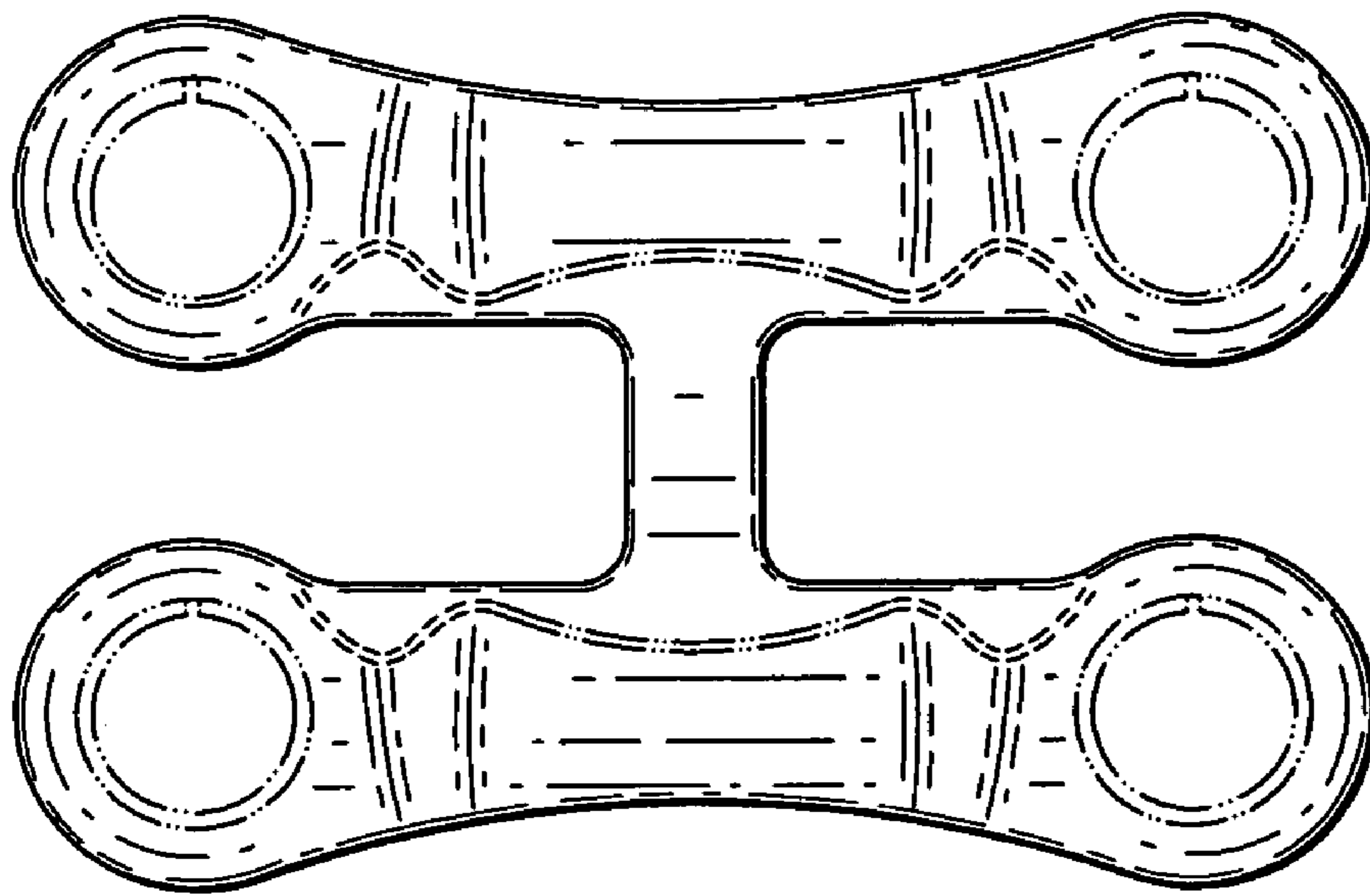


FIG. 3

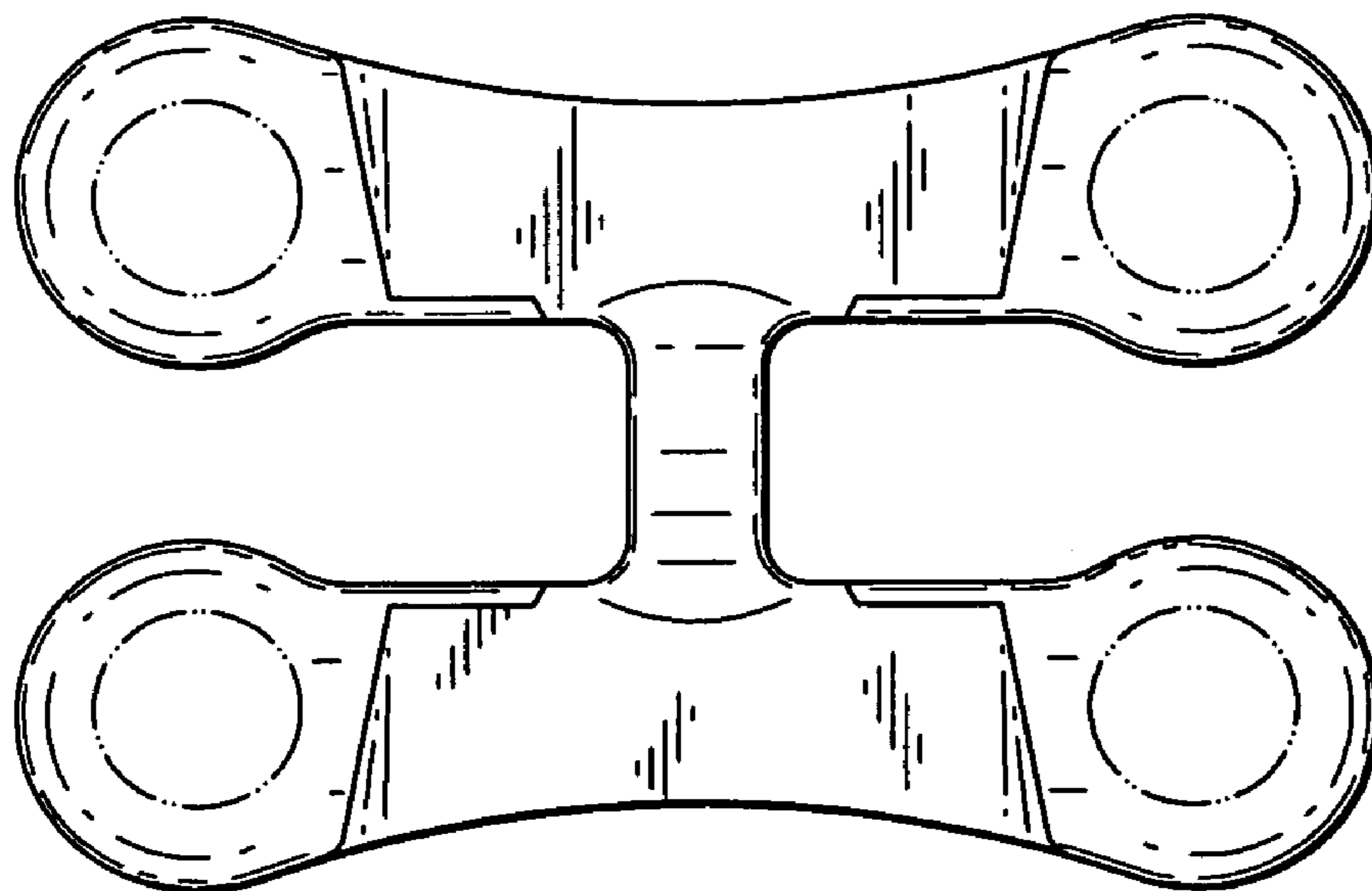


FIG. 4




FIG. 5

