



US00D582039S

(12) **United States Design Patent**
Carriere Pons

(10) **Patent No.:** **US D582,039 S**
(45) **Date of Patent:** **** Dec. 2, 2008**

(54) **ORTHODONTIC PLIERS**

(75) Inventor: **Jose Carriere Pons**, Barcelona (ES)

(73) Assignee: **Metrometric, S.A.**, Barcelona (ES)

(**) Term: **14 Years**

(21) Appl. No.: **29/297,453**

(22) Filed: **Nov. 12, 2007**

(30) **Foreign Application Priority Data**

May 14, 2007 (EM) 000723234-0001
May 14, 2007 (EM) 000723234-0002
May 14, 2007 (EM) 000723234-0003

(51) **LOC (8) Cl.** **28-02**

(52) **U.S. Cl.** **D24/153; D8/52**

(58) **Field of Classification Search** D24/152-154,
D24/112, 113, 176, 143, 146, 148; D28/4,
D28/8.1, 8.2; 433/80, 90, 159, 160, 4; D8/52,
D8/54-56; 81/426, 416; D22/150
See application file for complete search history.

(56) **References Cited**

U.S. PATENT DOCUMENTS

354,863 A * 12/1886 Hughes 433/160
505,217 A * 9/1893 Eisele 81/416
787,947 A * 4/1905 Sanger 72/409.01
D59,827 S * 11/1921 Evenden D8/52
2,932,894 A * 4/1960 Sheldon 433/4
2,959,858 A * 11/1960 Drake 433/4

3,774,306 A * 11/1973 Dobyms 433/4
D296,822 S * 7/1988 Fenton D24/153
D392,166 S * 3/1998 Yang D8/52
D439,817 S * 4/2001 Lehmann D8/52
D447,239 S * 8/2001 Enoch et al. D24/153
6,280,184 B1 * 8/2001 Hamilton 433/4
6,790,037 B1 * 9/2004 Orecchia 433/90
D561,899 S * 2/2008 Golden D24/153
7,344,375 B2 * 3/2008 Mukasa et al. 433/90
D567,376 S * 4/2008 Golden D24/153
2002/0146665 A1 * 10/2002 Tamura 433/159
2004/0101805 A1 * 5/2004 Golden 433/159

* cited by examiner

Primary Examiner—Charles A. Rademaker
Assistant Examiner—Charles D Hanson
(74) *Attorney, Agent, or Firm*—Darby & Darby P.C.

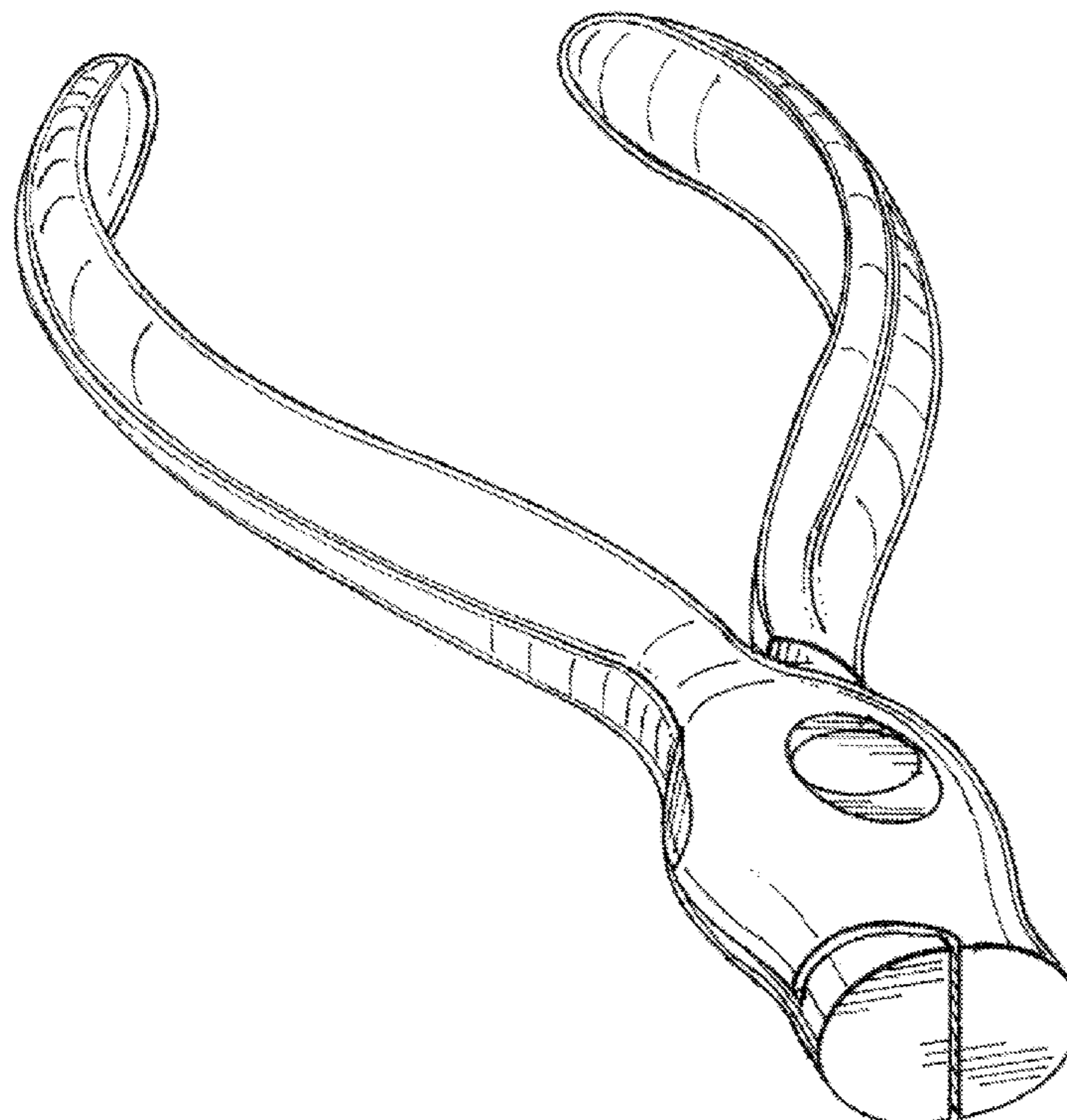
(57) **CLAIM**

The ornamental design for orthodontic pliers, as shown and described.

DESCRIPTION

FIG. 1 is a perspective view of orthodontic pliers showing my new design;
FIG. 2 is a front elevation thereof;
FIG. 3 is a rear elevation thereof;
FIG. 4 is a left side elevation thereof;
FIG. 5 is a right side elevation thereof; and,
FIG. 6 is a top plan view thereof.

1 Claim, 4 Drawing Sheets



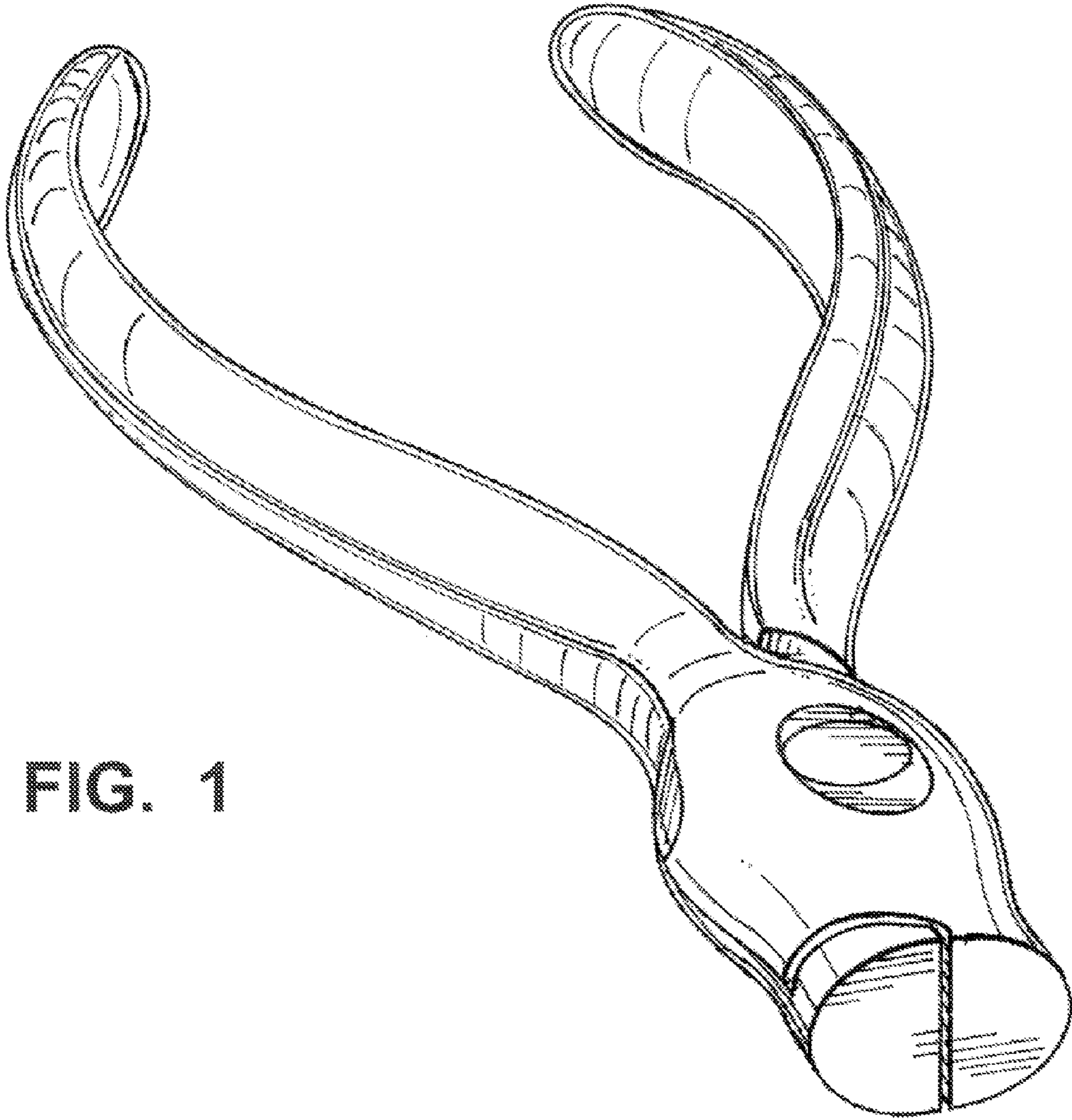


FIG. 1

FIG. 2

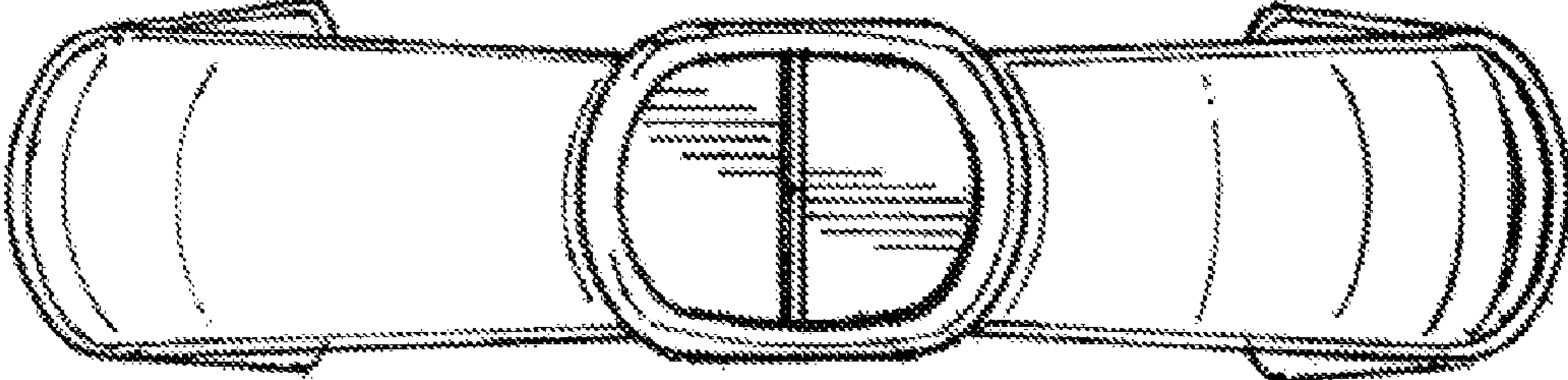


FIG. 3

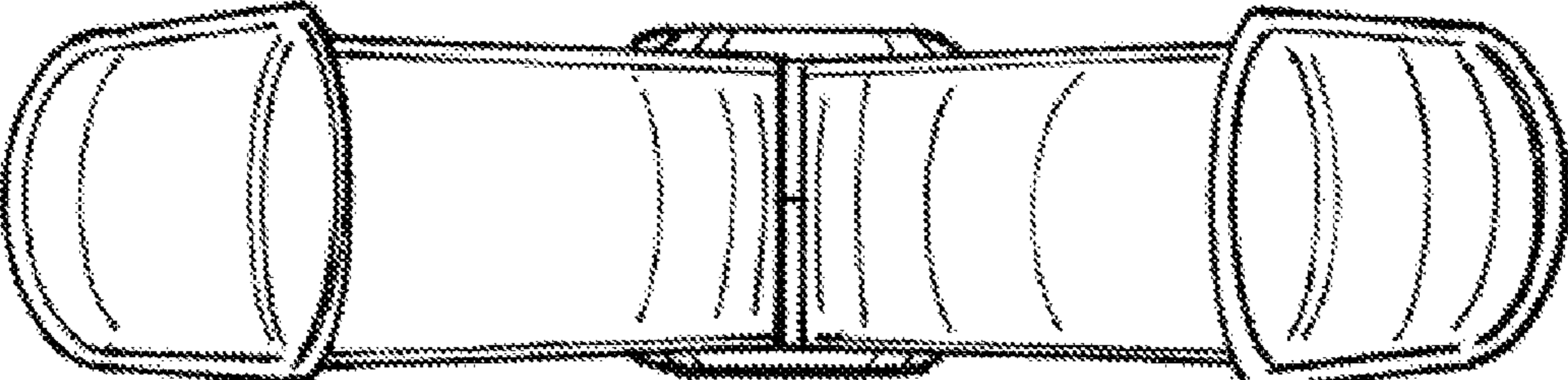


FIG. 4




FIG. 5

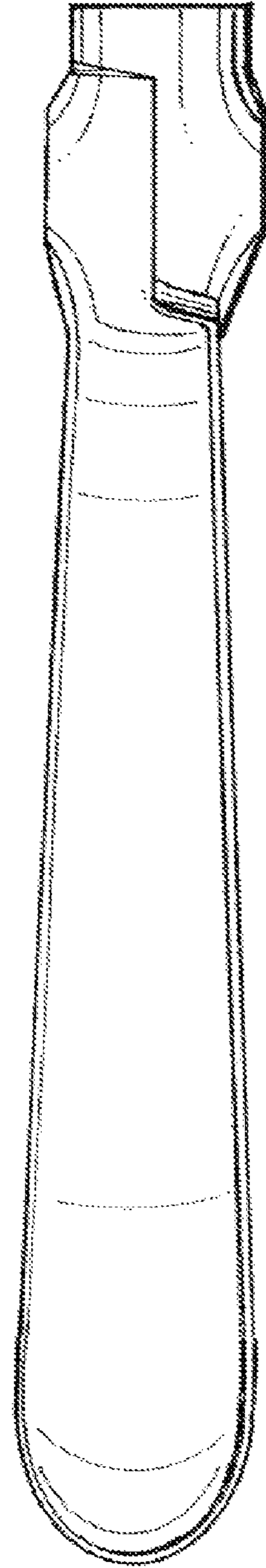


FIG. 6

