



US00D582018S

(12) **United States Design Patent**
Yuan

(10) **Patent No.:** **US D582,018 S**

(45) **Date of Patent:** **** Dec. 2, 2008**

(54) **PART OF A FAUCET**

(76) **Inventor:** **Ai Hui Yuan**, 2431 NW. Irving #24,
Portland, OR (US) 97210

(**) **Term:** **14 Years**

(21) **Appl. No.:** **29/289,293**

(22) **Filed:** **Jul. 13, 2007**

(51) **LOC (8) Cl.** **23-01**

(52) **U.S. Cl.** **D23/255**

(58) **Field of Classification Search** D23/255-257,
D23/238-243; 4/675-678; 137/801
See application file for complete search history.

(56) **References Cited**

U.S. PATENT DOCUMENTS

D462,749 S * 9/2002 Lord D23/255

D472,607 S * 4/2003 Warshawsky et al. D23/238

D478,153 S * 8/2003 Friedrich D23/242

D515,181 S * 2/2006 Lun et al. D23/241
D565,156 S * 3/2008 Shieh D23/238

* cited by examiner

Primary Examiner—Robert A Delehanty

(57) **CLAIM**


The ornamental design for a part of a faucet, as shown and described.

DESCRIPTION

FIG. 1 is a perspective view thereof;
FIG. 2 is a front elevational view thereof;
FIG. 3 is a right side view, all sides being identical; and,
FIG. 4 is a top plan view.

The broken line showing of environmental structure is for illustrative purposes only and forms no part of the claimed design.

1 Claim, 4 Drawing Sheets






FIG. 1

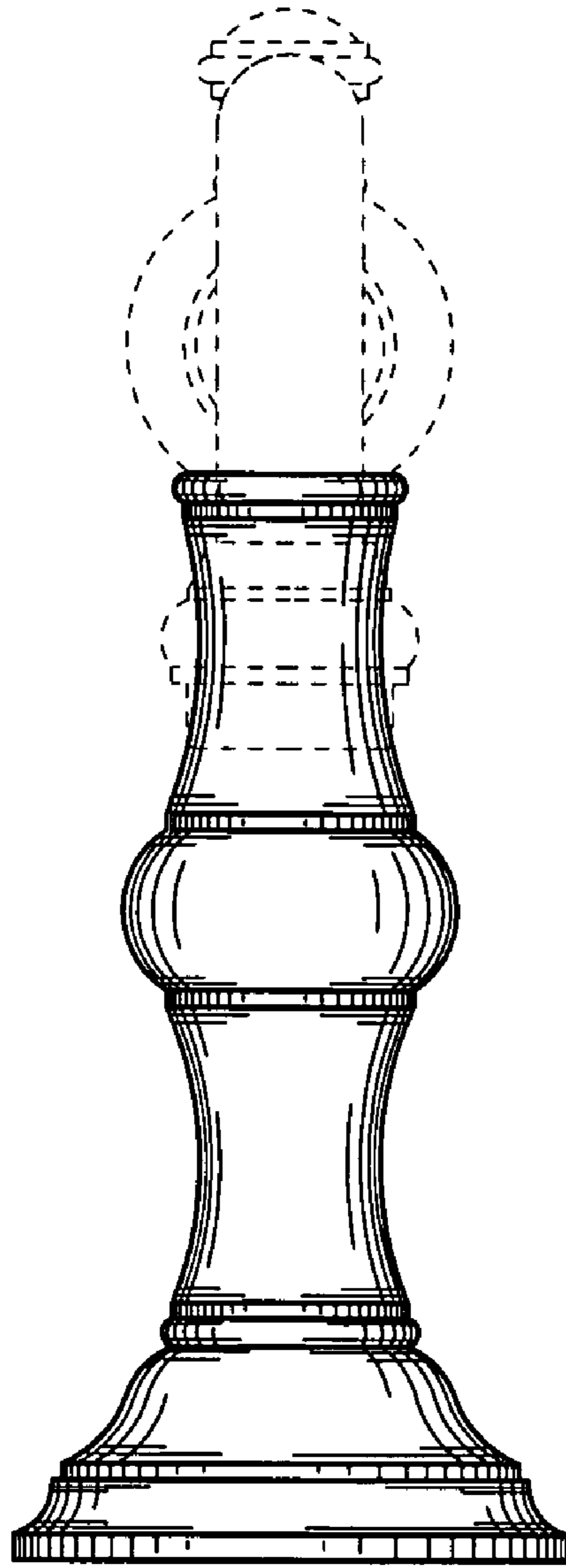


FIG. 2

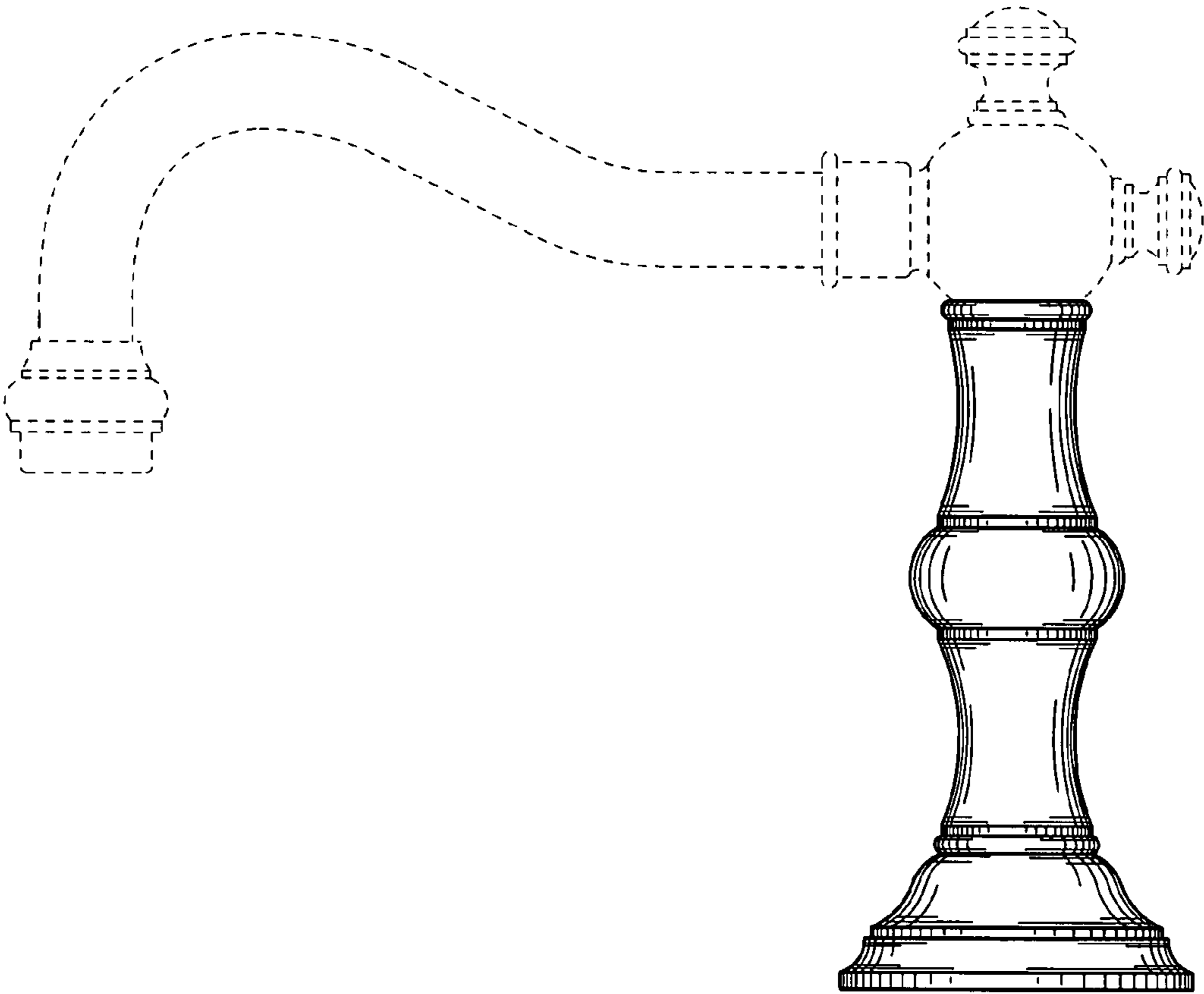


FIG. 3

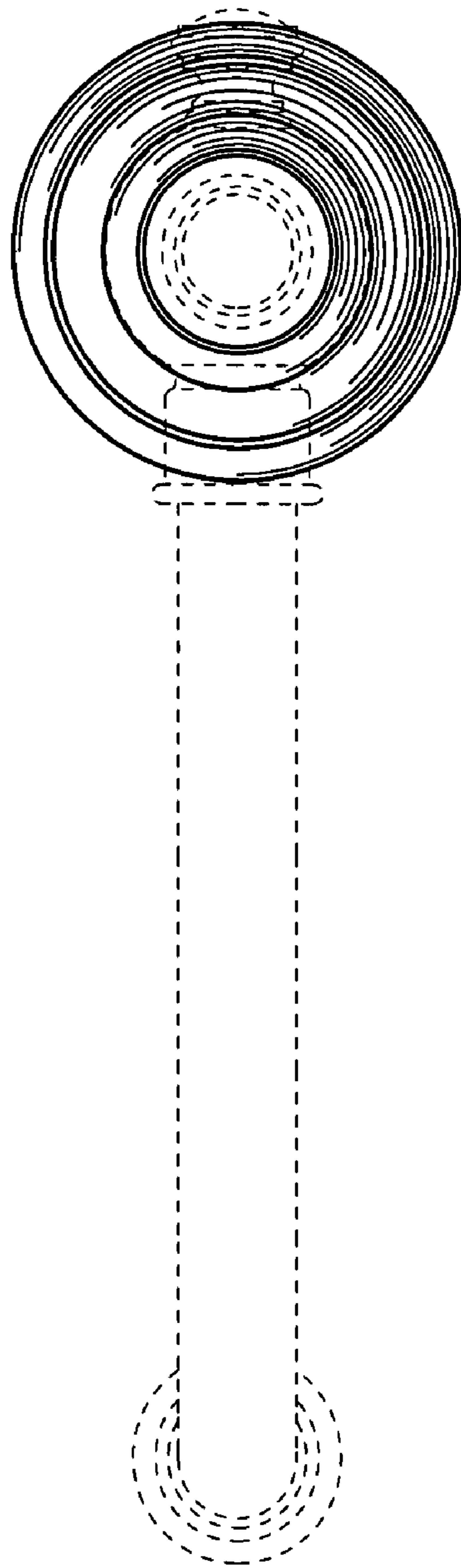


FIG. 4