



US00D582014S

(12) **United States Design Patent**
Spangler

(10) **Patent No.:** **US D582,014 S**

(45) **Date of Patent:** **** Dec. 2, 2008**

(54) **FAUCET HANDLE**

(75) **Inventor:** **Ashley Spangler**, Lawrenceville, NJ
(US)

(73) **Assignee:** **Masco Corporation of Indiana**,
Indianapolis, IN (US)

(**) **Term:** **14 Years**

(21) **Appl. No.:** **29/306,399**

(22) **Filed:** **Apr. 9, 2008**

(51) **LOC (8) Cl.** **23-01**

(52) **U.S. Cl.** **D23/250**

(58) **Field of Classification Search** D23/238,
D23/241-242, 243, 245, 252, 255, 249, 250;
4/675-678; 137/615, 801; D8/307-308;
16/110.1

See application file for complete search history.

(56) **References Cited**

U.S. PATENT DOCUMENTS

D465,268 S * 11/2002 Mullenmeister D23/250
D509,285 S * 9/2005 Blattner et al. D23/250

D518,151 S * 3/2006 Ito D23/241
D521,605 S * 5/2006 Koury et al. D23/250
D541,908 S * 5/2007 Haug et al. D23/250
D560,760 S * 1/2008 Heck et al. D23/238
D570,963 S * 6/2008 Hoernig D23/250

* cited by examiner

Primary Examiner—Robin V Webster

(74) *Attorney, Agent, or Firm*—Leon E. Redman; Lloyd D. Doigan

(57) **CLAIM**

The ornamental design for a faucet handle, as shown and described.

DESCRIPTION


FIG. 1 is a front perspective view of a faucet handle showing my new design;

FIG. 2 is a top plan view thereof; and,

FIG. 3 is a side elevational view thereof.

The broken lines in the Figures are for illustrative purposes only and form no part of the claimed design.

1 Claim, 3 Drawing Sheets






FIG. 1




FIG. 2




FIG. 3