



US00D582003S

(12) **United States Design Patent**  
**Dorris**

(10) **Patent No.:** **US D582,003 S**  
(45) **Date of Patent:** **\*\* Dec. 2, 2008**

(54) **ELONGATED SPRAY NOZZLE**

5,651,242 A 7/1997 Kittridge  
D425,603 S \* 5/2000 Guo ..... D23/226  
6,260,340 B1 7/2001 Sanner

(76) Inventor: **Kenneth Dorris**, 4311 Aspenwood,  
Richmond, TX (US) 77469

\* cited by examiner

(\*\*) Term: **14 Years**

*Primary Examiner*—Robin V Webster  
(74) *Attorney, Agent, or Firm*—Paul R. Martin

(21) Appl. No.: **29/300,911**

(22) Filed: **May 29, 2008**

(57) **CLAIM**

(51) **LOC (8) Cl.** ..... **23-01**

The ornamental design for an elongated spray nozzle, as shown and described.

(52) **U.S. Cl.** ..... **D23/213; D23/226**

(58) **Field of Classification Search** ..... D23/213,  
D23/223, 226; 239/525-6, 532  
See application file for complete search history.

**DESCRIPTION**

FIG. 1 is a perspective view of my design;  
FIG. 2 is a side view of my design, the opposite side view being a mirror image thereof;  
FIG. 3 is a front view of my design;  
FIG. 4 is a bottom view of my design;  
FIG. 5 is a top view of my design; and,  
FIG. 6 is a rear view of my design.

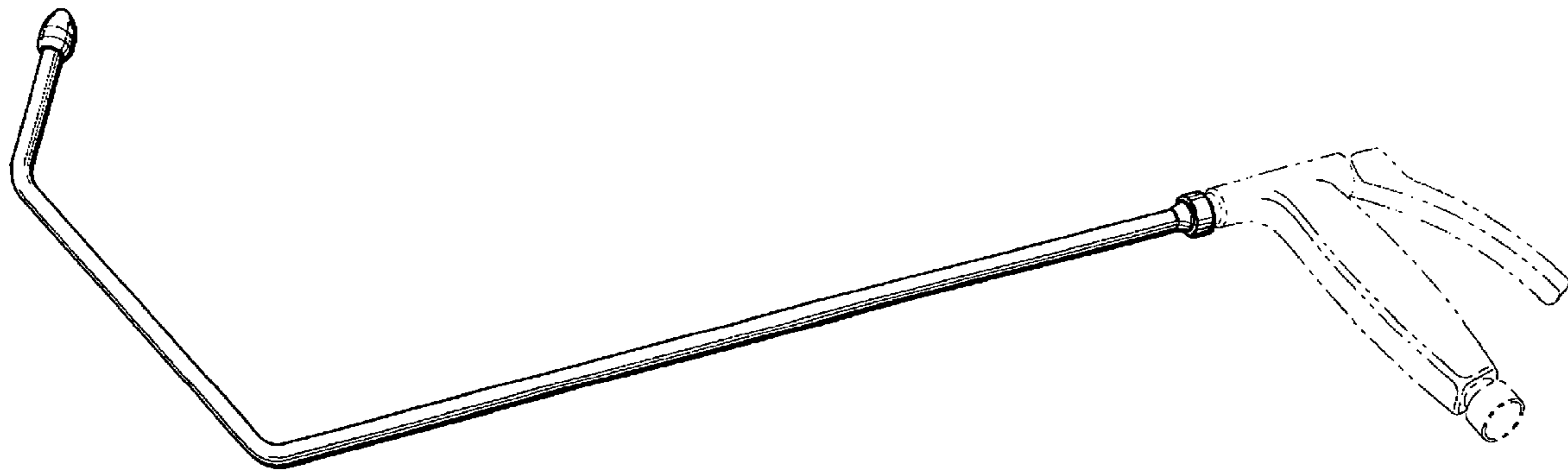
The features shown in broken lines in FIG. 1 are shown for illustrative purpose only and form no part of the claimed design.

(56) **References Cited**

U.S. PATENT DOCUMENTS

2,981,484	A	*	4/1961	Hirsch	.....	239/530
2,984,061	A		5/1961	Stabnau		
D214,562	S	*	7/1969	Studinger	.....	D23/226
3,535,862	A		10/1970	Wittwer		
D230,152	S	*	1/1974	Froehlke	.....	D23/223
D287,993	S	*	1/1987	Crow	.....	D23/223
D291,113	S	*	7/1987	Bauer	.....	D23/226
5,094,066	A		3/1992	McBride et al.		
5,152,459	A		10/1992	Boeh		

**1 Claim, 2 Drawing Sheets**




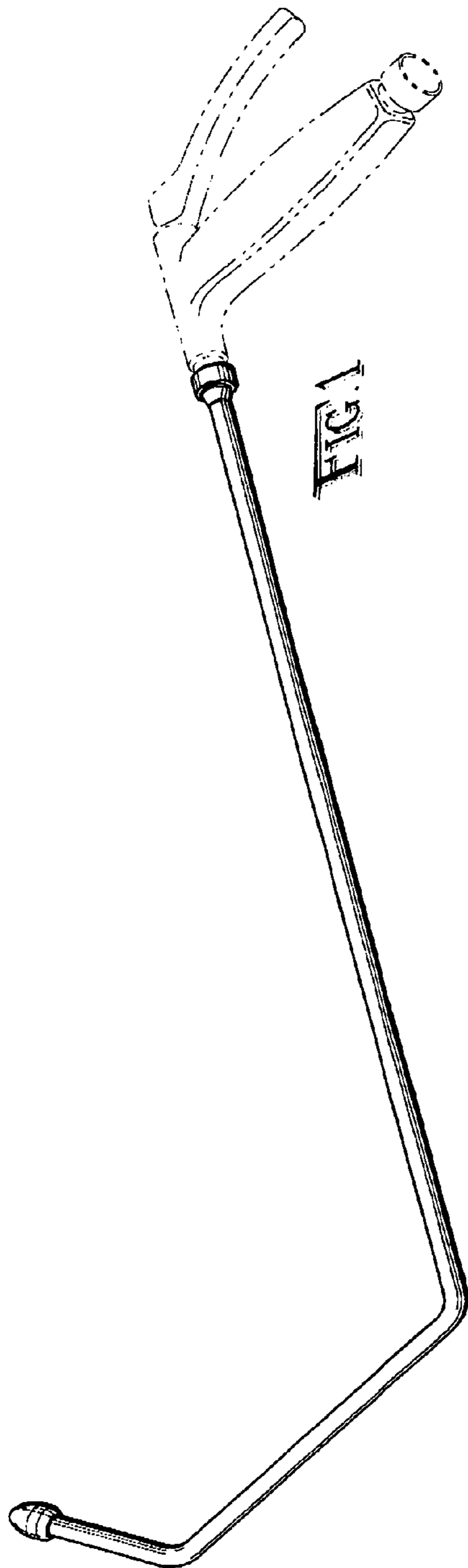




FIG. 3

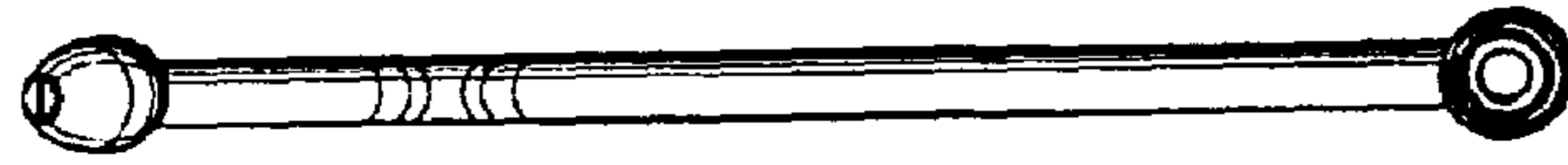


FIG. 5




FIG. 4

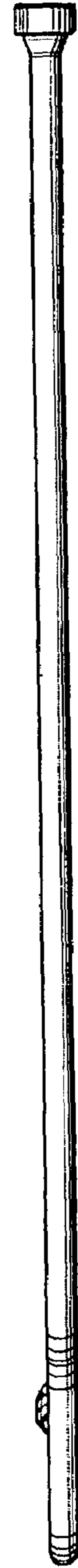


FIG. 6