



US00D581998S

(12) **United States Design Patent**
Boney

(10) **Patent No.:** **US D581,998 S**

(45) **Date of Patent:** **** Dec. 2, 2008**

(54) **FISHING DEVICE**

(76) **Inventor:** **Steven Boney**, 221 Terrace Dr., Pauls Valley, OK (US) 73075

(**) **Term:** **14 Years**

(21) **Appl. No.:** **29/304,680**

(22) **Filed:** **Mar. 6, 2008**

(51) **LOC (8) Cl.** **22-05**

(52) **U.S. Cl.** **D22/146**

(58) **Field of Classification Search** D22/146,
D22/134, 144-145, 126-133; 43/41.2, 4.5,
43/43.14, 44.91, 42.35, 42.39, 42.45, 44.87;
441/1, 6, 11, 26

See application file for complete search history.

(56) **References Cited**

U.S. PATENT DOCUMENTS

2,741,865	A *	4/1956	Devoti	43/44.91
3,012,359	A *	12/1961	Foster	43/43.14
3,303,596	A *	2/1967	Lewis et al.	43/41.2
4,484,405	A	11/1984	Woods		
4,607,449	A	8/1986	Brachear		

5,048,219	A	9/1991	Georgescu		
5,921,013	A *	7/1999	Kaczynski, Sr.	43/4.5
D435,286	S *	12/2000	Player	D22/146
6,401,382	B2	6/2002	Larkin		

* cited by examiner

Primary Examiner—Catherine R Oliver

(74) *Attorney, Agent, or Firm*—Paul R. Martin

(57) **CLAIM**

The ornamental design for a fishing device, as shown and described.

DESCRIPTION

FIG. 1 is a perspective view of my design;

FIG. 2 is a front elevational view of my design;

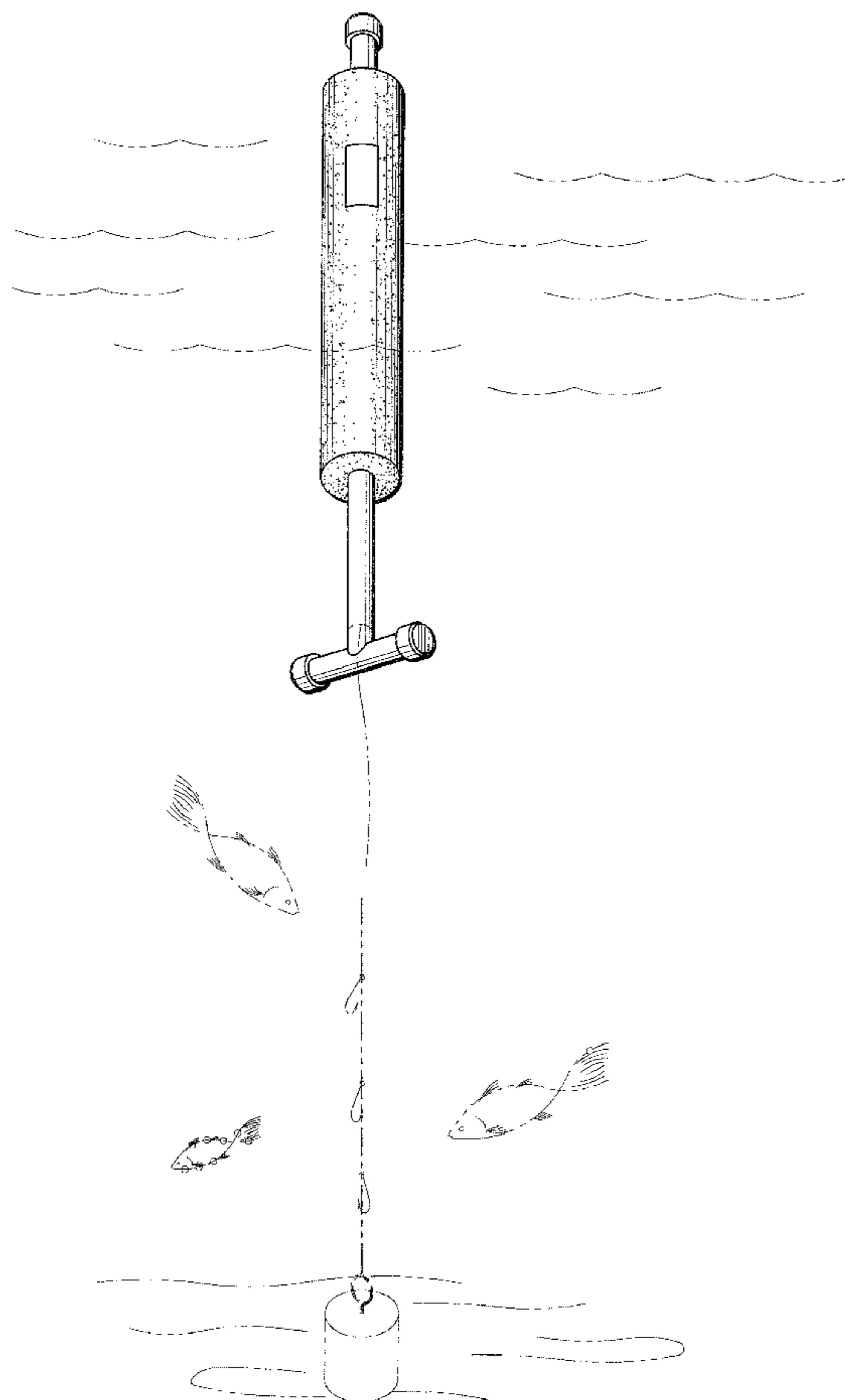
FIG. 3 is a side elevational view of my design;

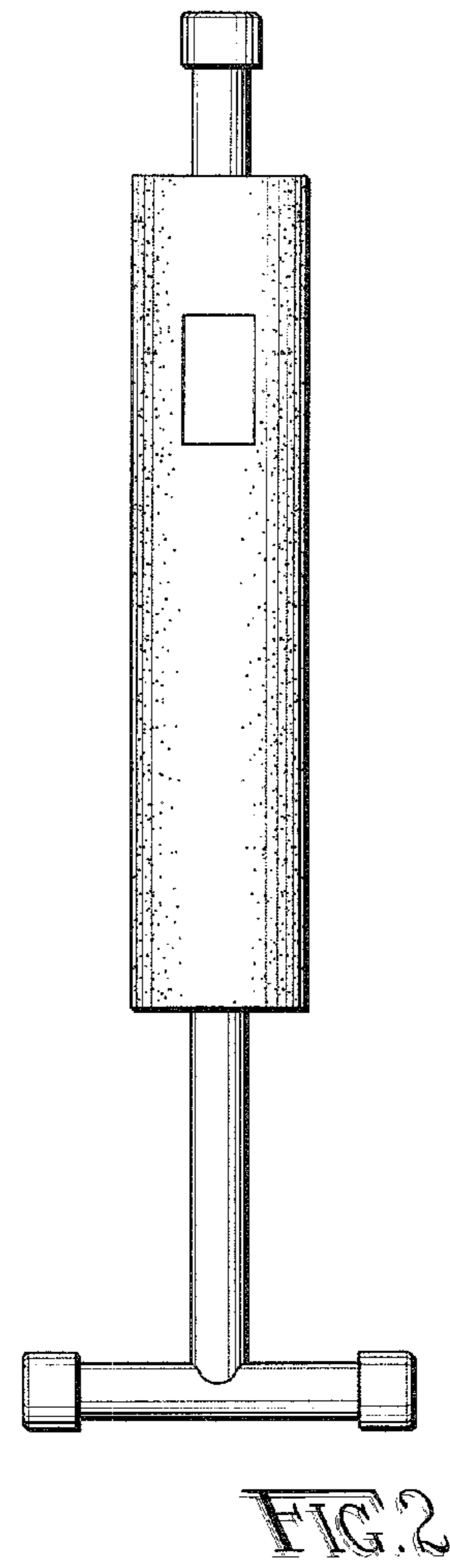
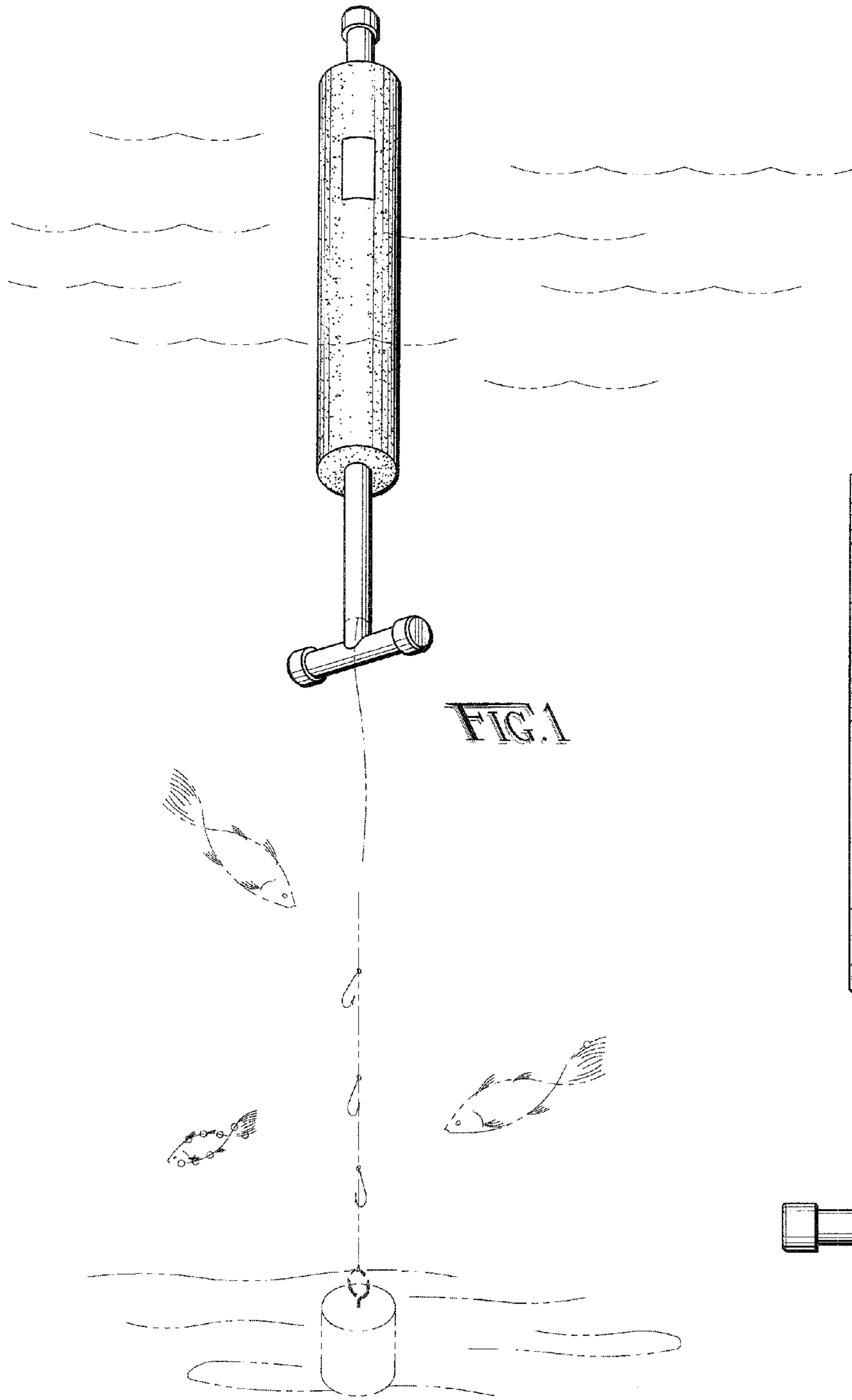
FIG. 4 is a top view of my design; and,

FIG. 5 is a bottom view of my design.

The features shown in broken lines in FIG. 1 are shown for illustrative purpose only and form no part of the claimed design.

1 Claim, 2 Drawing Sheets








FIG. 3

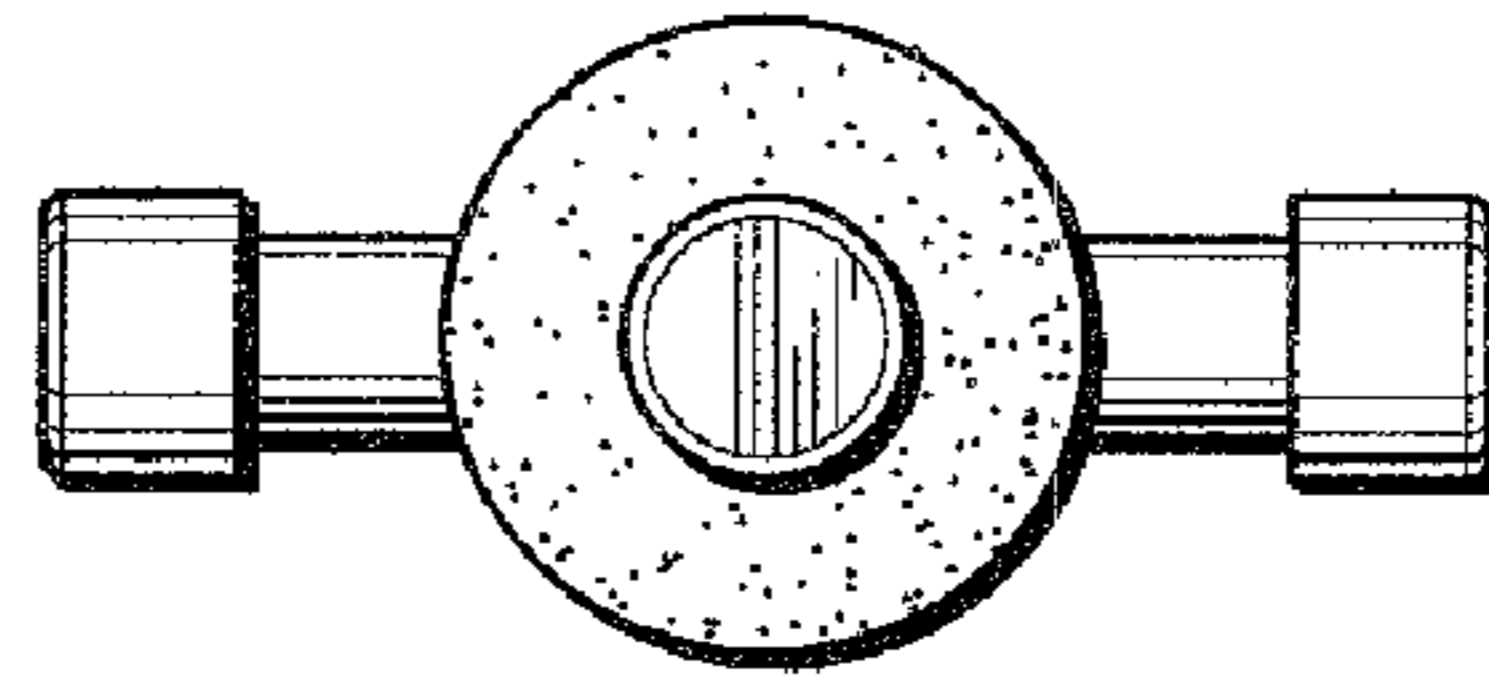


FIG. 4

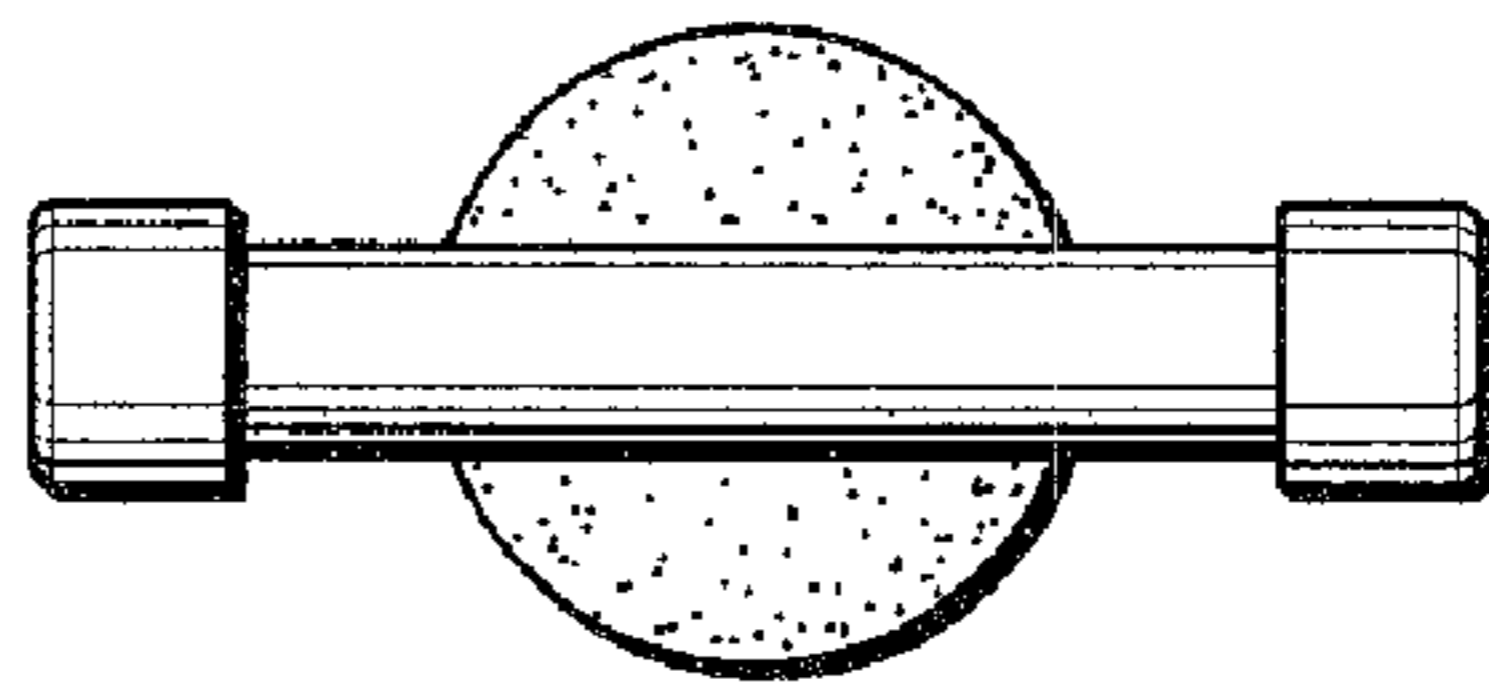


FIG. 5