



US00D581995S

(12) **United States Design Patent**  
**Muramatsu**

(10) **Patent No.:** **US D581,995 S**  
(45) **Date of Patent:** **\*\* Dec. 2, 2008**

(54) **FITNESS EQUIPMENT**

D532,828 S 11/2006 Muramatsu et al.  
D549,419 S 8/2007 Baier et al.

(75) Inventor: **Etsushi Muramatsu**, Yokohama (JP)

\* cited by examiner

(73) Assignee: **Panasonic Electric Works IP Center Co., Ltd.**, Osaka (JP)

*Primary Examiner*—Philip S Hyder

(74) *Attorney, Agent, or Firm*—Osha • Liang LLP

(\*\*) Term: **14 Years**

(57) **CLAIM**

(21) Appl. No.: **29/297,883**

The ornamental design for the fitness equipment, as shown and described.

(22) Filed: **Nov. 21, 2007**

(30) **Foreign Application Priority Data**

**DESCRIPTION**

May 28, 2007 (JP) ..... 2007-013993

FIG. 1 is a front, perspective view of the design according to the invention.

(51) **LOC (8) Cl.** ..... **21-02**

FIG. 2 is a top view of the design according to the invention.

(52) **U.S. Cl.** ..... **D21/690**

FIG. 3 is a bottom view of the design according to the invention.

(58) **Field of Classification Search** ..... D21/662,  
D21/686, 690; D6/349; 446/313; D24/183;  
482/142; 472/96, 97, 58

FIG. 4 is a front view of the design according to the invention.

See application file for complete search history.

FIG. 5 is a rear view of the design according to the invention.

FIG. 6 is a right side view of the design according to the invention; and,

(56) **References Cited**

FIG. 7 is a perspective view of the design with according to the invention showing an environmental feature.


**U.S. PATENT DOCUMENTS**


A left side view of the design according to the invention is a mirror image of the right side view as shown in FIG. 6.

3,997,979	A *	12/1976	Turner	.....	472/29
5,085,425	A *	2/1992	Collins et al.	.....	472/97
5,533,899	A *	7/1996	Young	.....	434/61
D440,264	S *	4/2001	Venhuizen	.....	D21/690
D459,419	S *	6/2002	Nishiyama et al.	.....	D21/686
D507,312	S	7/2005	Nishiyama et al.		
6,964,614	B1 *	11/2005	Tsai	.....	472/58
D512,755	S	12/2005	Nishiyama et al.		

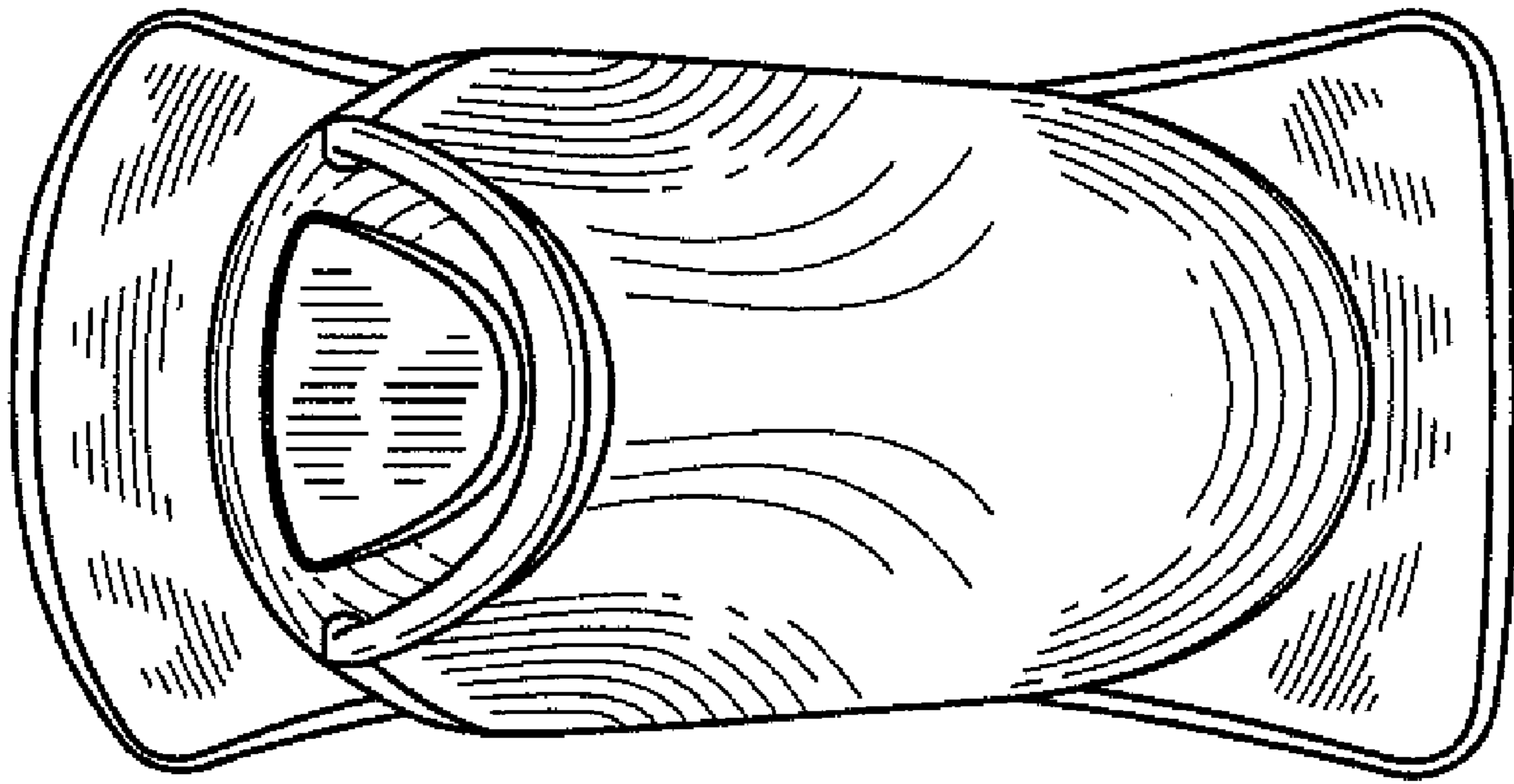
The portions in even broken lines are for environmental purposes only and form no part of the claimed design.

**1 Claim, 4 Drawing Sheets**

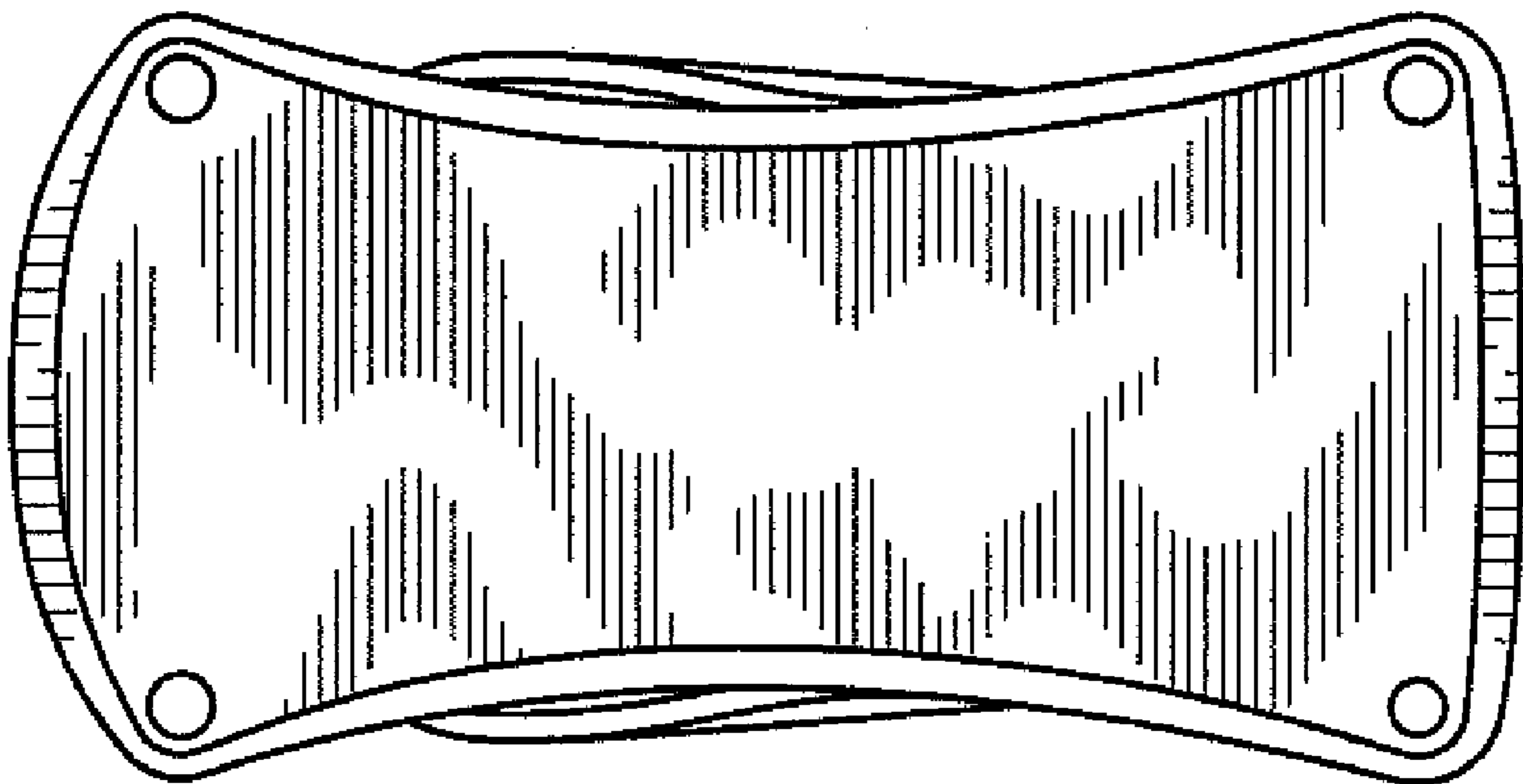




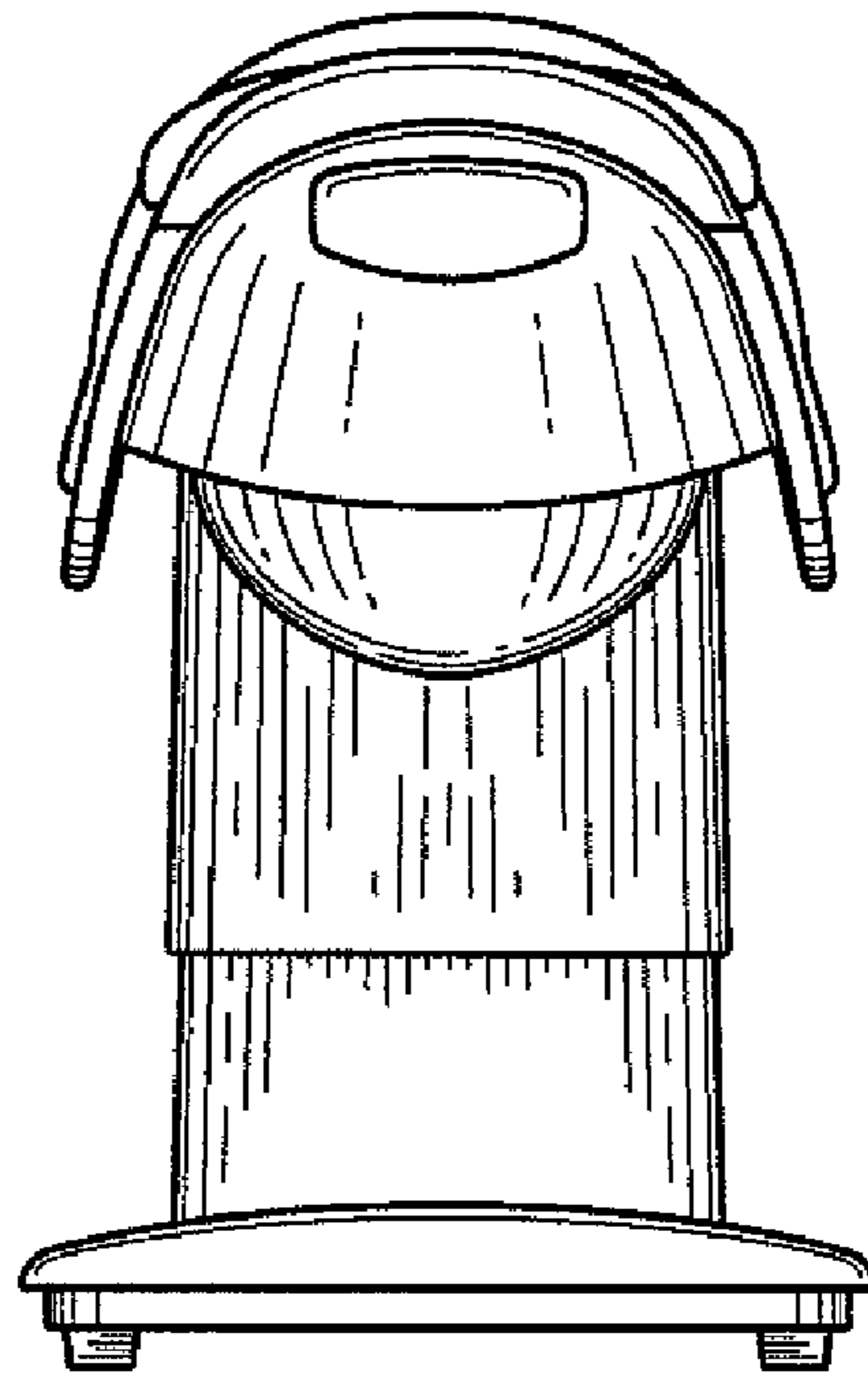
**FIG. 1**



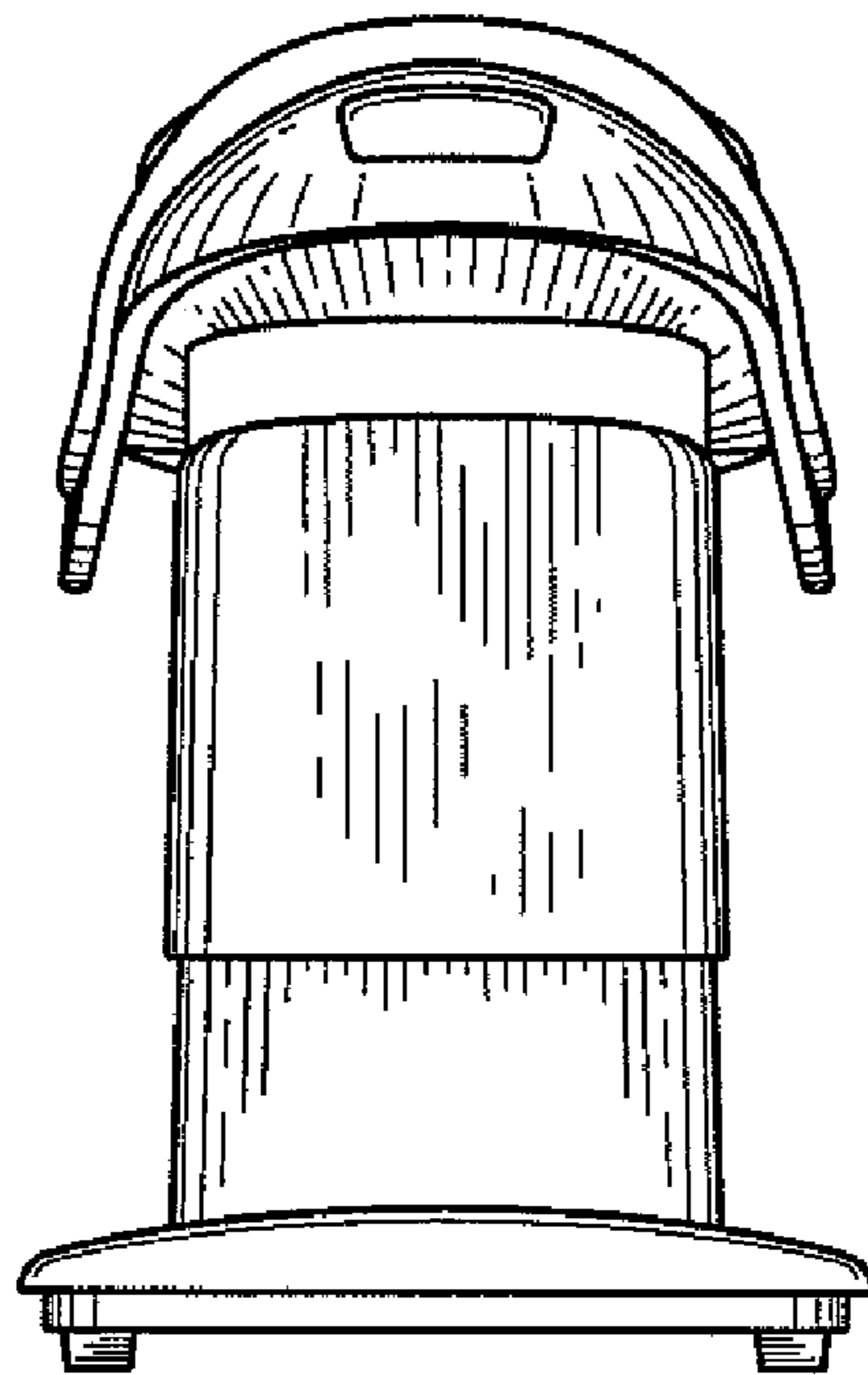
**FIG. 2**



**FIG. 3**



*FIG. 4*



*FIG. 5*




FIG. 6




FIG. 7