



US00D581991S

(12) **United States Design Patent**
Armand et al.

(10) **Patent No.:** **US D581,991 S**
(45) **Date of Patent:** **** Dec. 2, 2008**

(54) **SCOOTER**

(75) Inventors: **Anthony Armand**, Huntington Beach, CA (US); **Ken Edlauer**, Newbury Park, CA (US)

(73) Assignee: **Bravo Sports**, Sante Fe Springs, CA (US)

(**) Term: **14 Years**

(21) Appl. No.: **29/299,331**

(22) Filed: **Dec. 21, 2007**

(51) **LOC (8) Cl.** **21-01**

(52) **U.S. Cl.** **D21/423**

(58) **Field of Classification Search** D21/419,
D21/421, 423, 424, 426, 433, 435, 533, 538,
D21/760, 765, 771; D12/107, 110-113,
D12/114, 117, 118-121; 280/87.01, 87.021,
280/87.041, 87.05, 221, 239, 263, 278, 282,
280/288.1-288.4; 180/180, 181

See application file for complete search history.

(56) **References Cited**

U.S. PATENT DOCUMENTS

1,237,969	A	8/1917	Stocks	
2,544,996	A	3/1951	Kander	
3,180,656	A	4/1965	Gruenstein	
3,992,029	A	11/1976	Washizawa et al.	
4,124,222	A	11/1978	Moe et al.	
4,761,014	A	8/1988	Huang	
D330,394	S *	10/1992	Cohen	D12/110
5,163,696	A	11/1992	Pesco, Sr.	
5,192,089	A	3/1993	Taylor	
D447,188	S *	8/2001	Lan	D21/423
D453,198	S *	1/2002	Dudley	D21/423
D454,377	S *	3/2002	Hsu et al.	D21/423
6,419,251	B1	7/2002	Chueh	

D479,734	S *	9/2003	Schaffer et al.	D21/423
D486,532	S *	2/2004	Christianson	D21/423
6,688,624	B2	2/2004	Christensen et al.	
6,769,706	B2	8/2004	Chow	
6,796,570	B1	9/2004	Chang	
D497,397	S *	10/2004	Sramek	D21/423
6,808,187	B1 *	10/2004	Harris	280/87.01
6,991,243	B2 *	1/2006	Boyle et al.	280/87.05
7,044,488	B1	5/2006	Hamend	
D547,388	S *	7/2007	Thomas et al.	D21/423
D557,751	S *	12/2007	On	D21/423
2002/0163159	A1	11/2002	Christensen et al.	
2003/0098566	A1	5/2003	Christensen et al.	
2004/0036249	A1	2/2004	McGuire et al.	
2005/0057012	A1 *	3/2005	Boyle et al.	280/87.05
2005/0194759	A1	9/2005	Chen	
2006/0038373	A1	2/2006	von Detten	

* cited by examiner

Primary Examiner—Holly H. Baynham

Assistant Examiner—Cynthia M Chin

(74) *Attorney, Agent, or Firm*—Holland & Hart LLP

(57) **CLAIM**

The ornamental design for a scooter, as shown and described.

DESCRIPTION

FIG. 1 is a perspective view of a scooter showing our new design;

FIG. 2 is a front side elevation view thereof,

FIG. 3 is a back side elevation view thereof,


FIG. 4 is a right side elevation view thereof,

FIG. 5 is a left side elevation view thereof;

FIG. 6 is a top plan view thereof; and,

FIG. 7 is a bottom plan view thereof.

1 Claim, 7 Drawing Sheets






FIG. 1

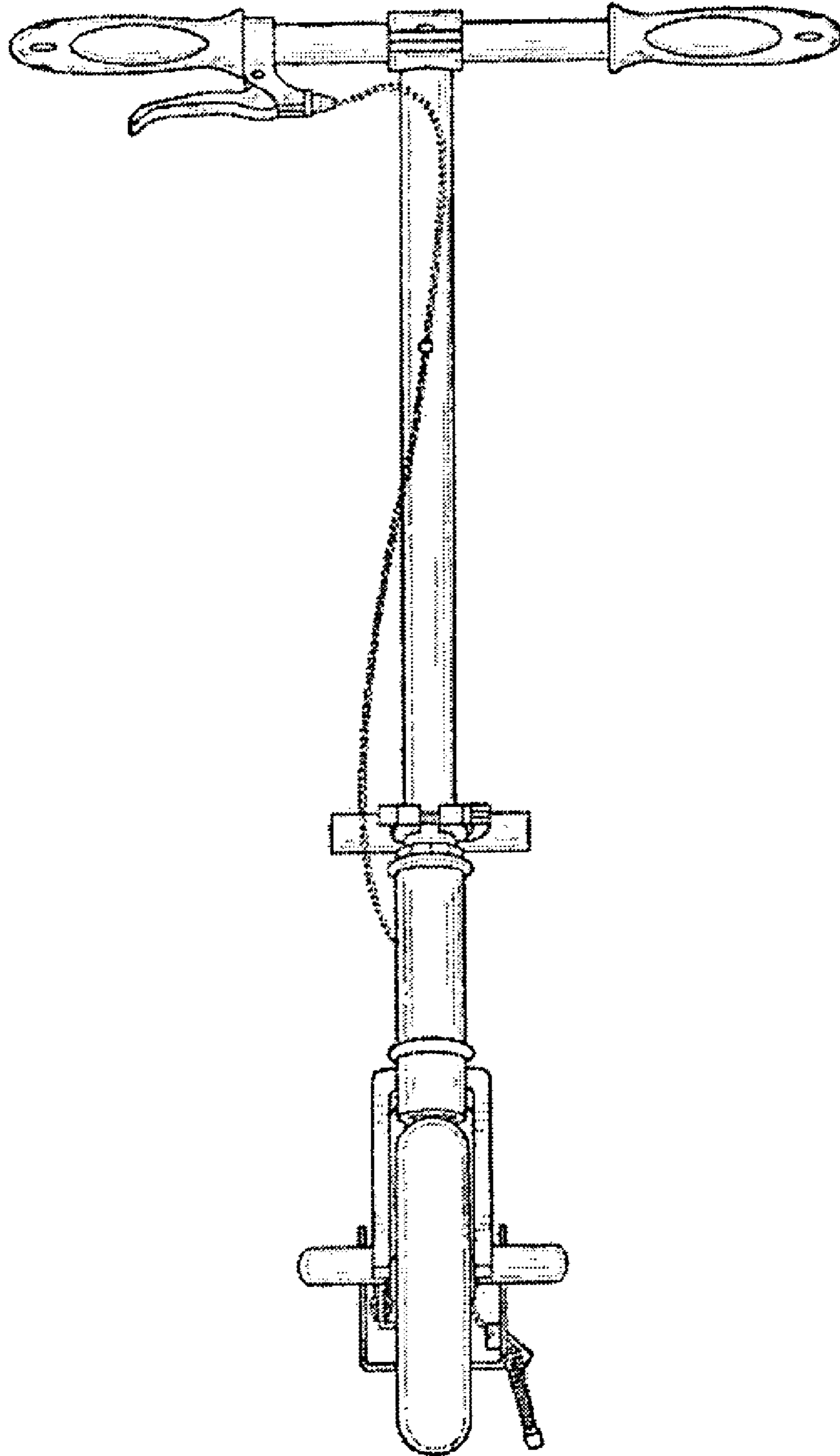


FIG.2

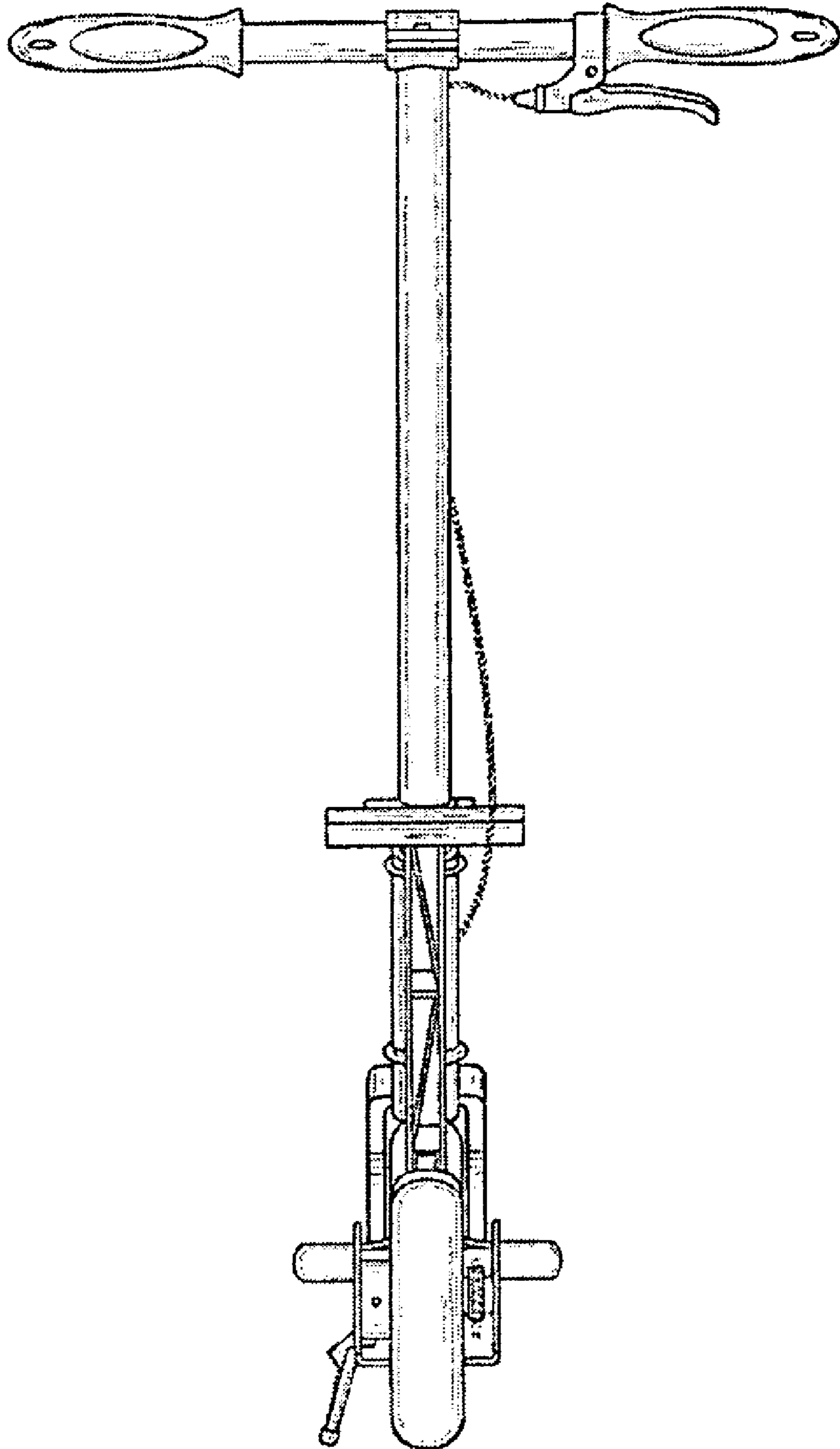


FIG. 3

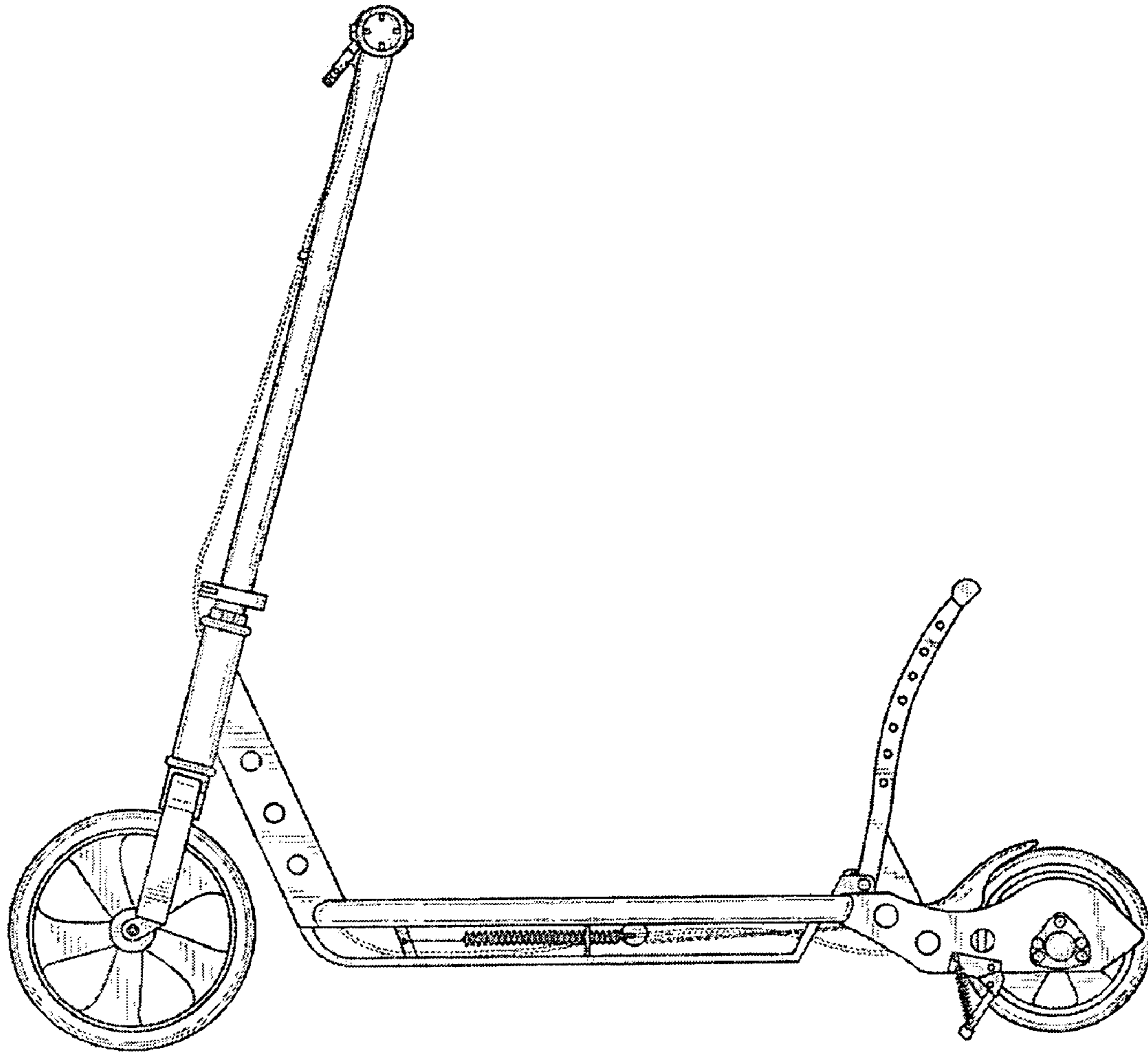


FIG.4




FIG.5

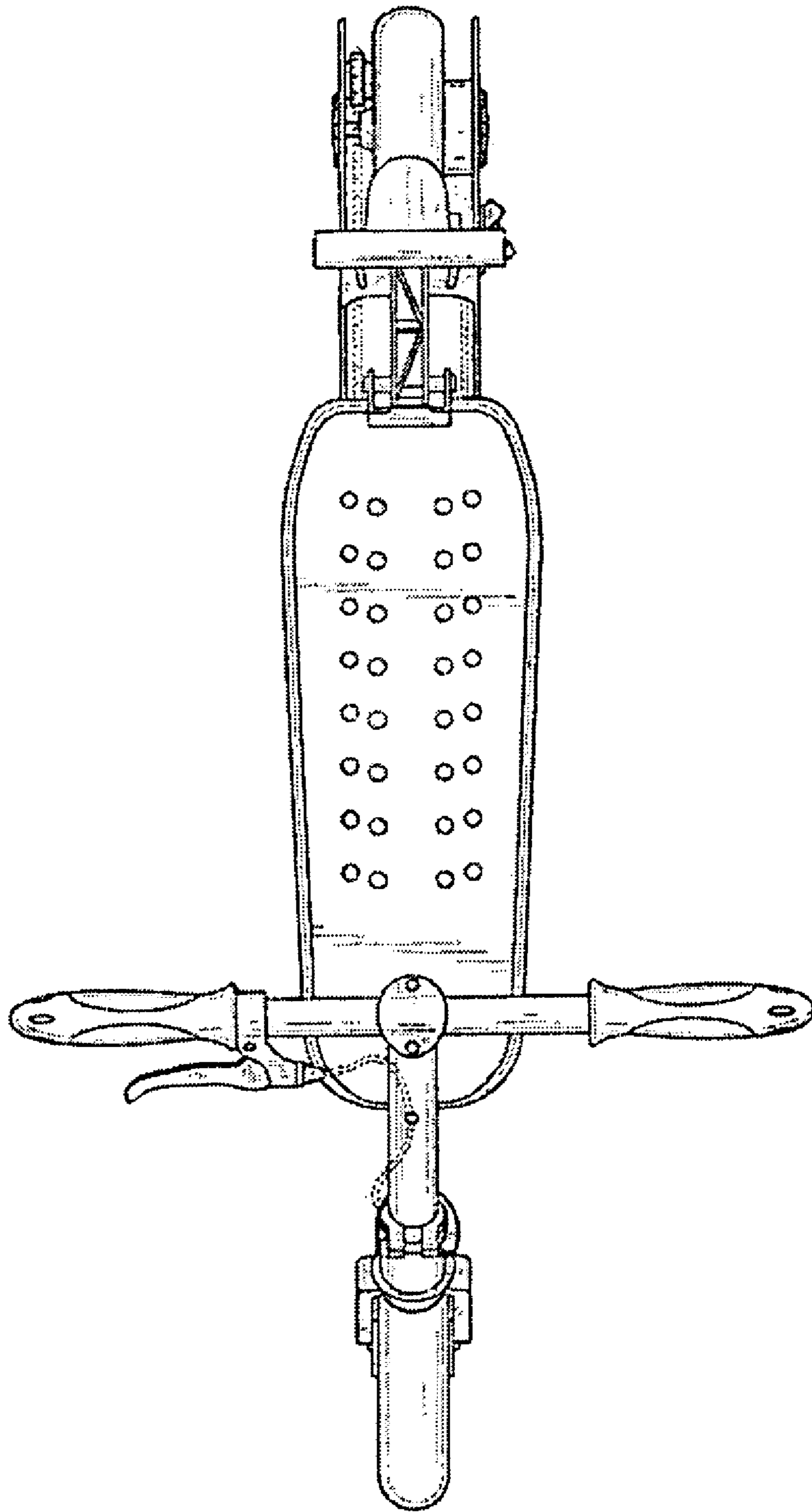


FIG. 6

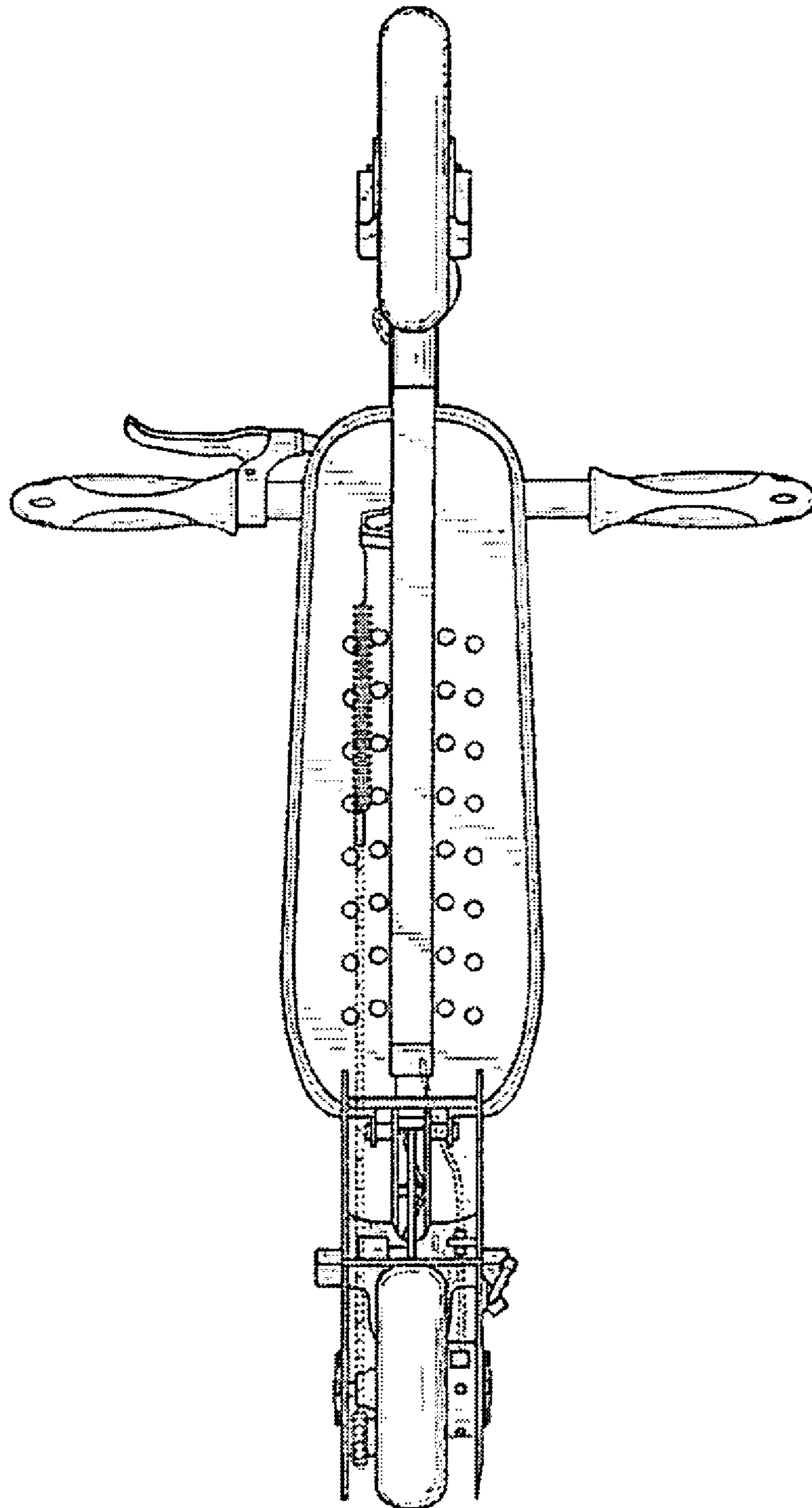


FIG. 7