



US00D581978S

(12) **United States Design Patent**
Windorski et al.

(10) **Patent No.:** **US D581,978 S**
(45) **Date of Patent:** **** Dec. 2, 2008**

(54) **WRITING INSTRUMENT WITH SHEET DISPENSER**

(75) Inventors: **David C. Windorski**, Woodbury, MN (US); **Matthew D. Chaffee**, White Bear Lake, MN (US); **Nathan A. Abel**, White Bear Lake, MN (US)

(73) Assignee: **3M Innovative Properties Company**, St. Paul, MN (US)

(**) Term: **14 Years**

(21) Appl. No.: **29/283,732**

(22) Filed: **Aug. 22, 2007**

(51) **LOC (8) Cl.** **19-06**

(52) **U.S. Cl.** **D19/36**

(58) **Field of Classification Search** D19/35, D19/36, 41-51, 53-57, 75, 77, 78, 86; 24/11 F, 24/11 P, 11 R; 401/52, 99, 100, 104-109, 401/192, 195, 196

See application file for complete search history.

(56) **References Cited**

U.S. PATENT DOCUMENTS

D198,419	S *	6/1964	Hankins	D19/49
3,691,140	A	9/1972	Silver		
3,857,731	A	12/1974	Merrill, Jr. et al.		
4,166,152	A	8/1979	Baker et al.		
4,495,318	A	1/1985	Howard		
4,770,320	A	9/1988	Miles et al.		
4,907,825	A	3/1990	Miles et al.		
5,045,569	A	9/1991	Delgado		
5,073,457	A	12/1991	Blackwell		
5,571,617	A	11/1996	Coopriider et al.		
5,663,241	A	9/1997	Takamatsu et al.		
5,714,327	A	2/1998	Houthoff et al.		
5,756,625	A	5/1998	Crandall et al.		
5,769,270	A	6/1998	Fujisawa et al.		
5,824,748	A	10/1998	Kesti et al.		
5,877,252	A	3/1999	Tsujimoto et al.		
D424,109	S *	5/2000	Edgerley et al.	D19/43
RE37,563	E	2/2002	Coopriider et al.		

6,719,472	B2 *	4/2004	Windorski et al.	401/195
D500,080	S *	12/2004	Katami	D19/43
6,837,395	B2	1/2005	Windorski et al.		
D523,083	S *	6/2006	Furlong et al.	D19/57
7,114,870	B2 *	10/2006	Windorski et al.	401/195
7,322,766	B2 *	1/2008	Erlebacher et al.	401/195
D564,582	S *	3/2008	Windorski	D19/36
2004/0234326	A1	11/2004	Erlebacher et al.		
2005/0091114	A1	4/2005	Phillips et al.		
2005/0191114	A1 *	9/2005	Smith et al.	401/195
2007/0175913	A1	8/2007	O'Leary et al.		

FOREIGN PATENT DOCUMENTS

EM	000879010-0001	*	2/2008
JP	11-139081		5/1999
JP	2000-25385		1/2000

OTHER PUBLICATIONS

U.S. Appl. No. 11/843,257, filed Aug. 22, 2007, entitled Compact Sheet Dispenser.

* cited by examiner

Primary Examiner—Elizabeth A Albert

(57) **CLAIM**

The ornamental design for a writing instrument with sheet dispenser, as shown and described.

DESCRIPTION

FIG. 1 is a perspective view showing the new design for a writing instrument with sheet dispenser where a sheet assembled in a dispensing portion is shown in phantom.

FIG. 2 is a top plan view thereof;

FIG. 3 is a right side view thereof, the left side view being a mirror image;

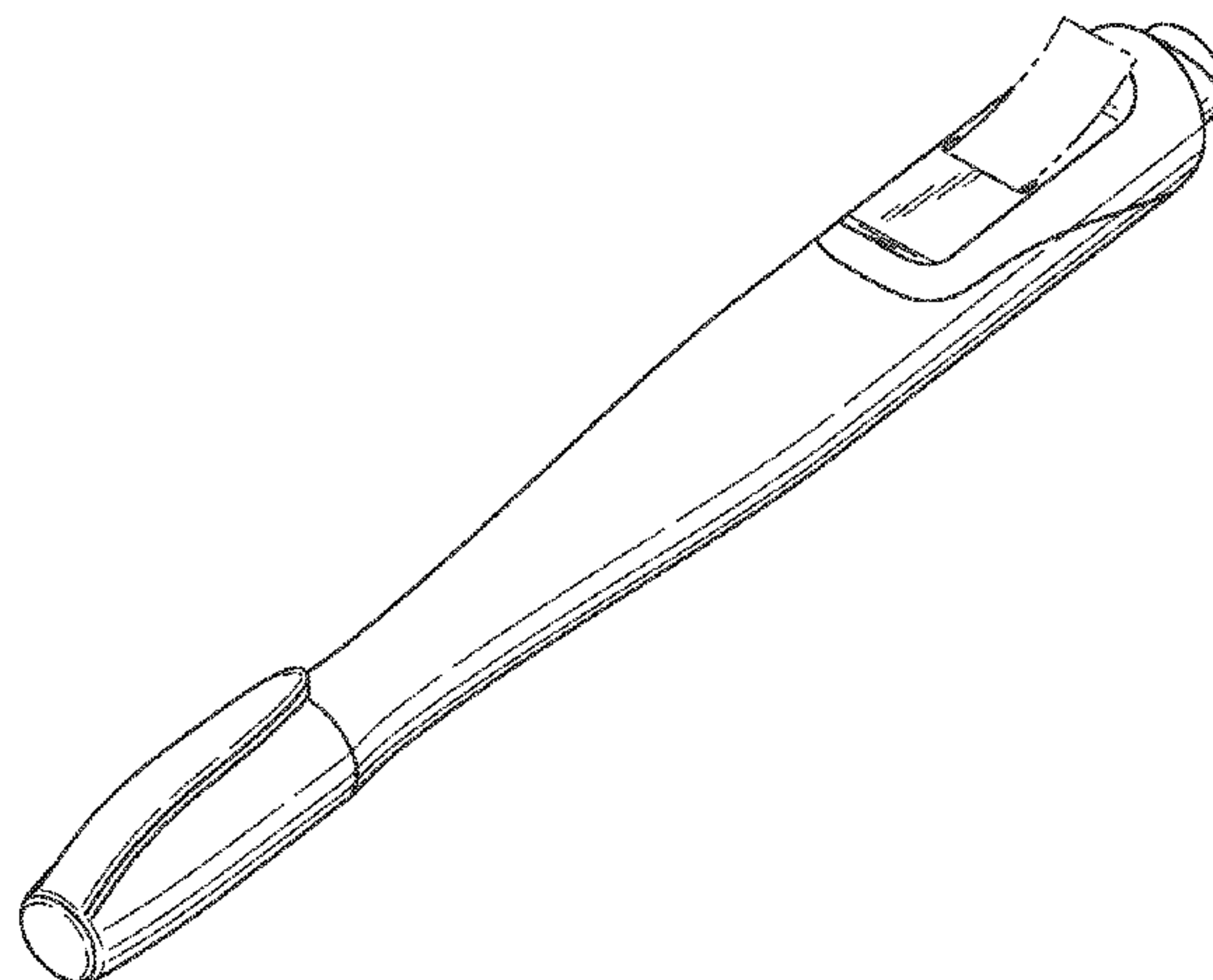
FIG. 4 is a bottom plan view thereof;

FIG. 5 is a rear view thereof; and,

FIG. 6 is a front view thereof.

The broken line showing of a sheet in FIG. 1 is included for environmental purposes only and forms no part of the claimed design.

1 Claim, 2 Drawing Sheets



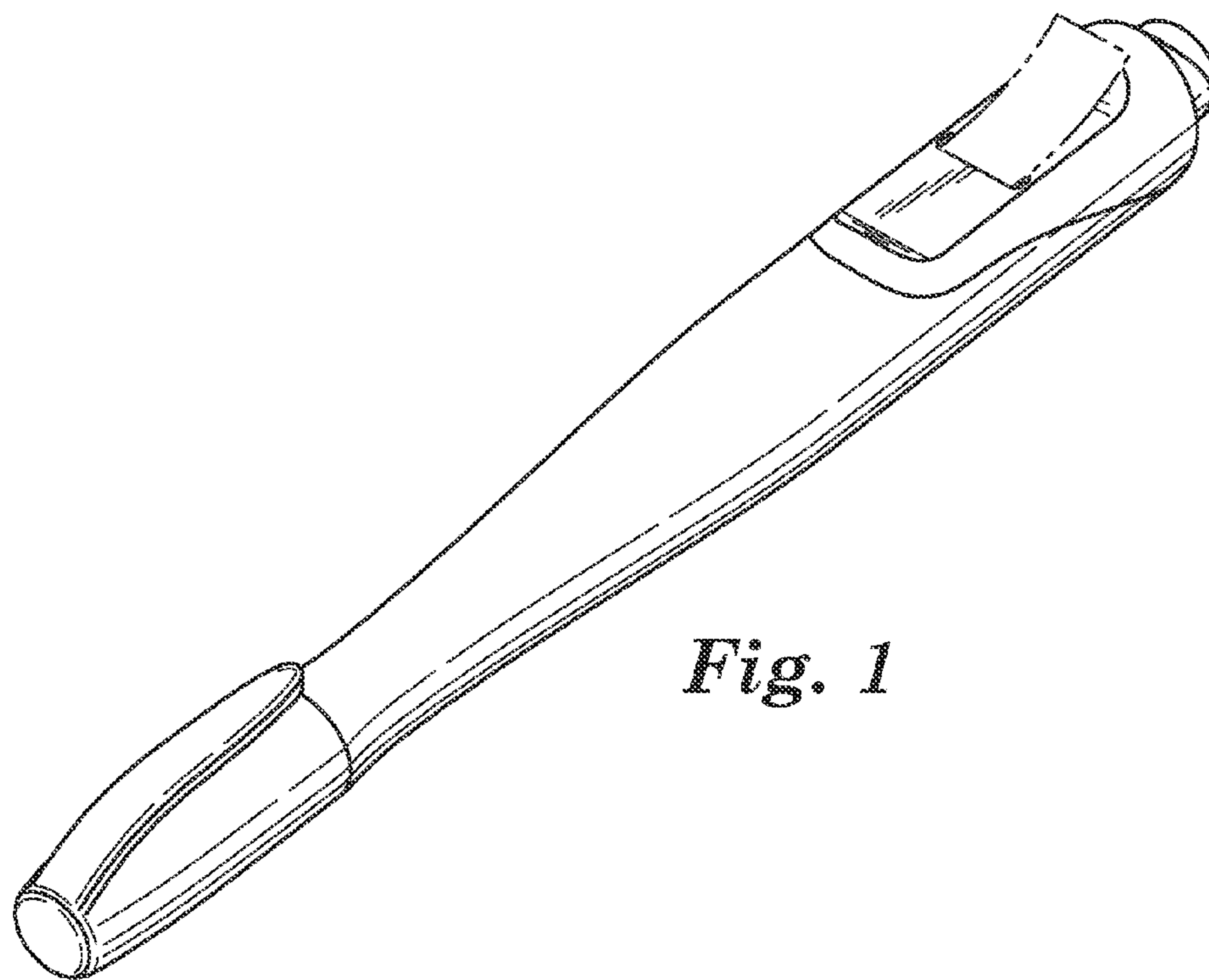


Fig. 1




Fig. 2




Fig. 3




Fig. 4



Fig. 5

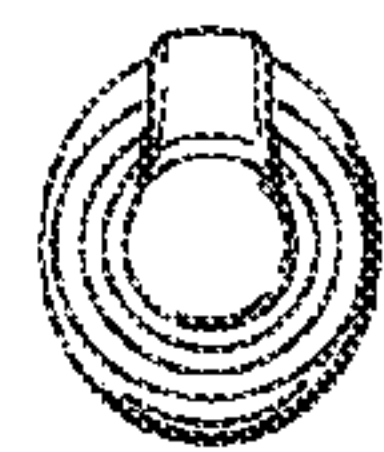


Fig. 6