



US00D581970S

(12) **United States Design Patent**
Park

(10) **Patent No.:** **US D581,970 S**
(45) **Date of Patent:** **** Dec. 2, 2008**

(54) **BRACE BAR FOR SOUND BOARD OF A GUITAR**

(75) Inventor: **In Jae Park**, Yangju-si (KR)

(73) Assignee: **Sungeum Music Co.**, Gyeonggi-do (KR)

(**) Term: **14 Years**

(21) Appl. No.: **29/260,300**

(22) Filed: **May 23, 2006**

(51) **LOC (8) Cl.** **17-03**

(52) **U.S. Cl.** **D17/20**

(58) **Field of Classification Search** D17/20,
D17/21, 99; 84/102, 192, 193, 212, 276,
84/267, 718, 291-293

See application file for complete search history.

(56) **References Cited**

U.S. PATENT DOCUMENTS

687,097	A *	11/1901	Wolfram	84/267
765,019	A *	7/1904	Larson	84/267
1,183,369	A *	5/1916	Gardie	84/263
3,302,507	A *	2/1967	Fender	84/267
3,685,385	A *	8/1972	Rendell	84/267
3,690,210	A *	9/1972	Imai et al.	84/267
5,461,958	A *	10/1995	Dresdner et al.	84/267
6,333,454	B1 *	12/2001	Griffiths	84/291

6,350,939	B1 *	2/2002	Griffiths	84/293
6,646,191	B1 *	11/2003	Martin	84/291
6,693,233	B1 *	2/2004	Sewell	84/291
6,943,283	B2 *	9/2005	McPherson	84/291
2006/0005686	A1 *	1/2006	McPherson	84/291

* cited by examiner

Primary Examiner—Ian Simmons

Assistant Examiner—R. Johnson

(74) *Attorney, Agent, or Firm*—Robert W. Becker; Robert W. Becker & Assoc.

(57) **CLAIM**

The ornamental design for a brace bar for sound board of a guitar, as shown and described.

DESCRIPTION

FIG. 1 is a perspective view of a brace bar for sound board of a guitar showing my new design;

FIG. 2 is a front elevational view thereof;

FIG. 3 is a rear elevational view thereof;

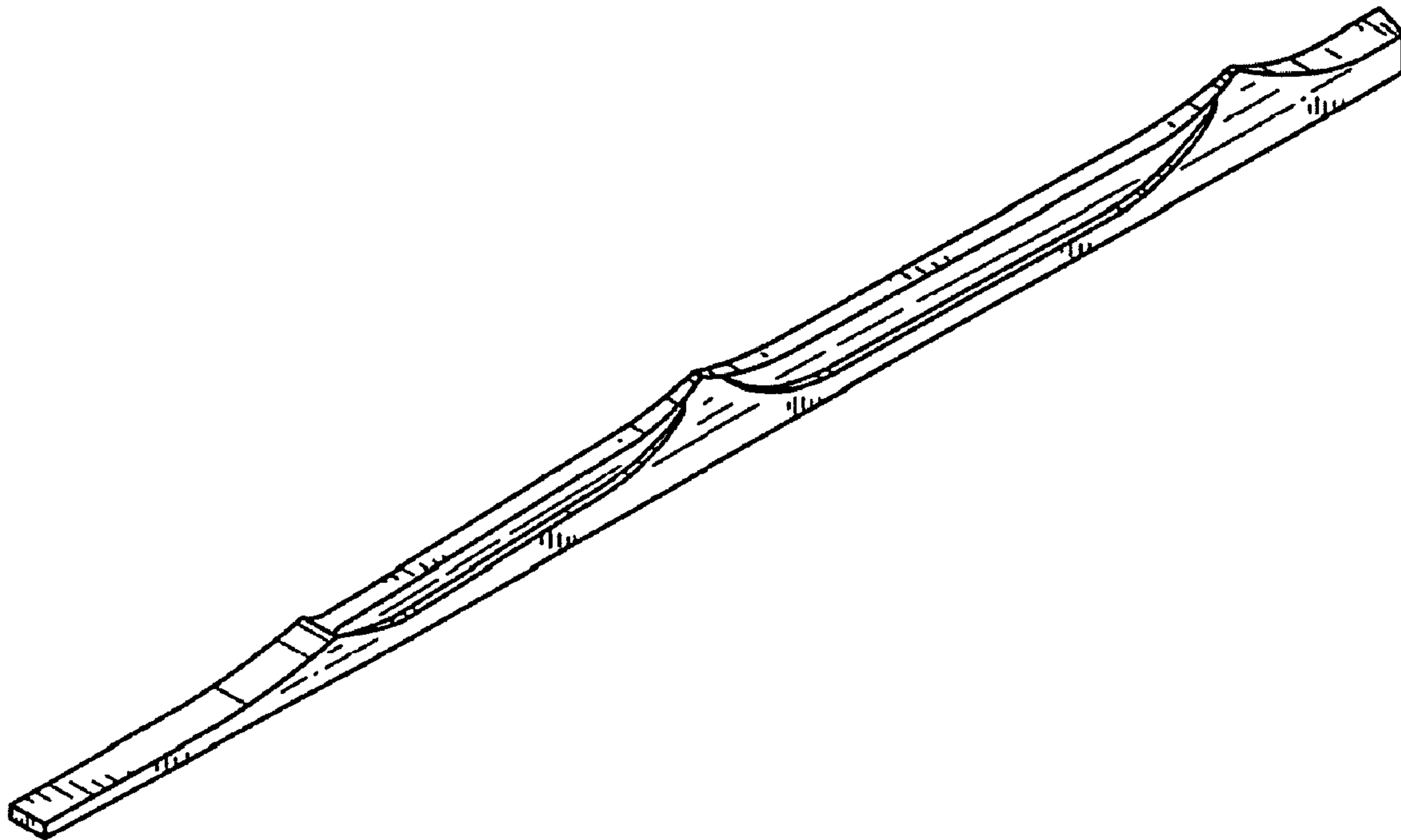
FIG. 4 is a right side elevational view thereof;

FIG. 5 is a left side elevational view thereof;

FIG. 6 is a top plan view thereof; and,

FIG. 7 is a bottom plan view thereof.

1 Claim, 3 Drawing Sheets



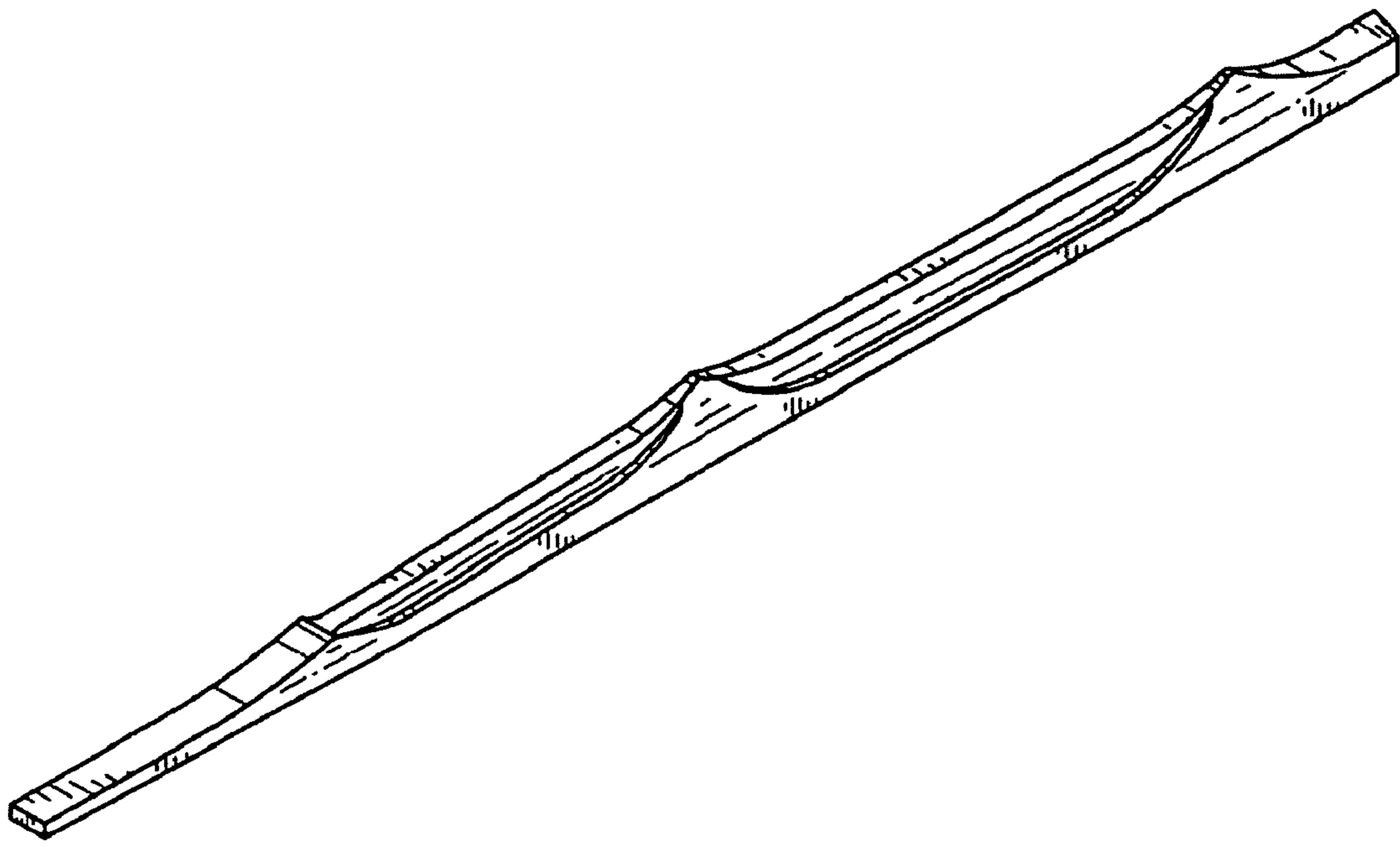


FIG.1




FIG. 2



FIG. 3

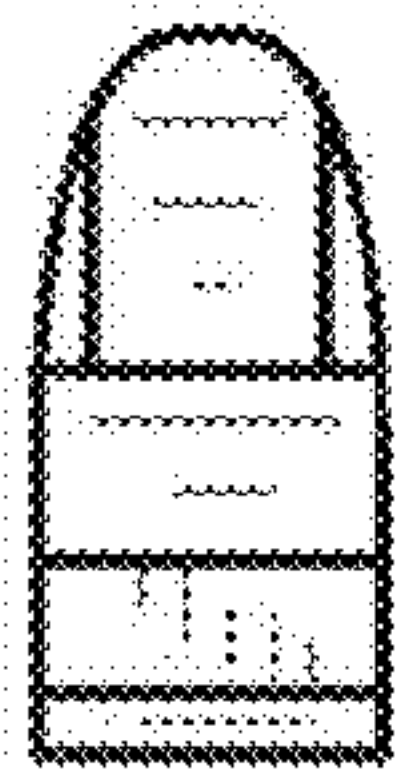


FIG. 5



FIG. 4



FIG.6



FIG.7