

US00D581968S

(12) **United States Design Patent**
Lavorata

(10) **Patent No.:** **US D581,968 S**
(45) **Date of Patent:** **** Dec. 2, 2008**

(54) **SHOULDER REST FOR HAND HELD STRING INSTRUMENTS**

6,578,218 B2 * 6/2003 Wassilefsky 5/648
D487,553 S * 3/2004 Morikawa D6/601
7,262,352 B1 * 8/2007 Lavorata 84/279

(76) Inventor: **Guido Antonio Lavorata**, 4920 E. Colonial Dr., Chandler, AZ (US) 85249-7296

* cited by examiner

(**) Term: **14 Years**

Primary Examiner—Ian Simmons

Assistant Examiner—Rashida Johnson

(21) Appl. No.: **29/250,206**

(74) *Attorney, Agent, or Firm*—Dale F. Regelman; Quarles & Brady LLP

(22) Filed: **Nov. 6, 2006**

(57) **CLAIM**

(51) **LOC (8) Cl.** **17-03**

The ornamental design for a shoulder rest for hand held string instruments, as shown and described.

(52) **U.S. Cl.** **D17/20**

(58) **Field of Classification Search** D17/20, D17/99; 84/278–280, 328, 385 P, 453; D28/63; D6/596, 597, 601, 604
See application file for complete search history.

DESCRIPTION

(56) **References Cited**

U.S. PATENT DOCUMENTS

1,248,269	A *	11/1917	Conners	84/278
1,721,919	A *	7/1929	Meyers	84/280
D247,312	S *	2/1978	Zeiss	D24/215
D273,915	S *	5/1984	Pike	D6/349
D328,682	S *	8/1992	Carney	D6/601
D417,543	S *	12/1999	Gable	D2/856
D423,859	S *	5/2000	Wolff	D6/601
6,321,402	B1 *	11/2001	Ming-Chung	5/636

FIG. 1 is a front elevational view of a shoulder rest for hand held string instruments showing my new design;

FIG. 2 is a rear elevational view thereof;

FIG. 3 is a side elevational view thereof;

FIG. 4 is another side elevational view thereof, opposite of that shown in FIG. 3;

FIG. 5 is a top plan view thereof;

FIG. 6 is a bottom plan view thereof; and,

FIG. 7 is a perspective view thereof.

1 Claim, 3 Drawing Sheets

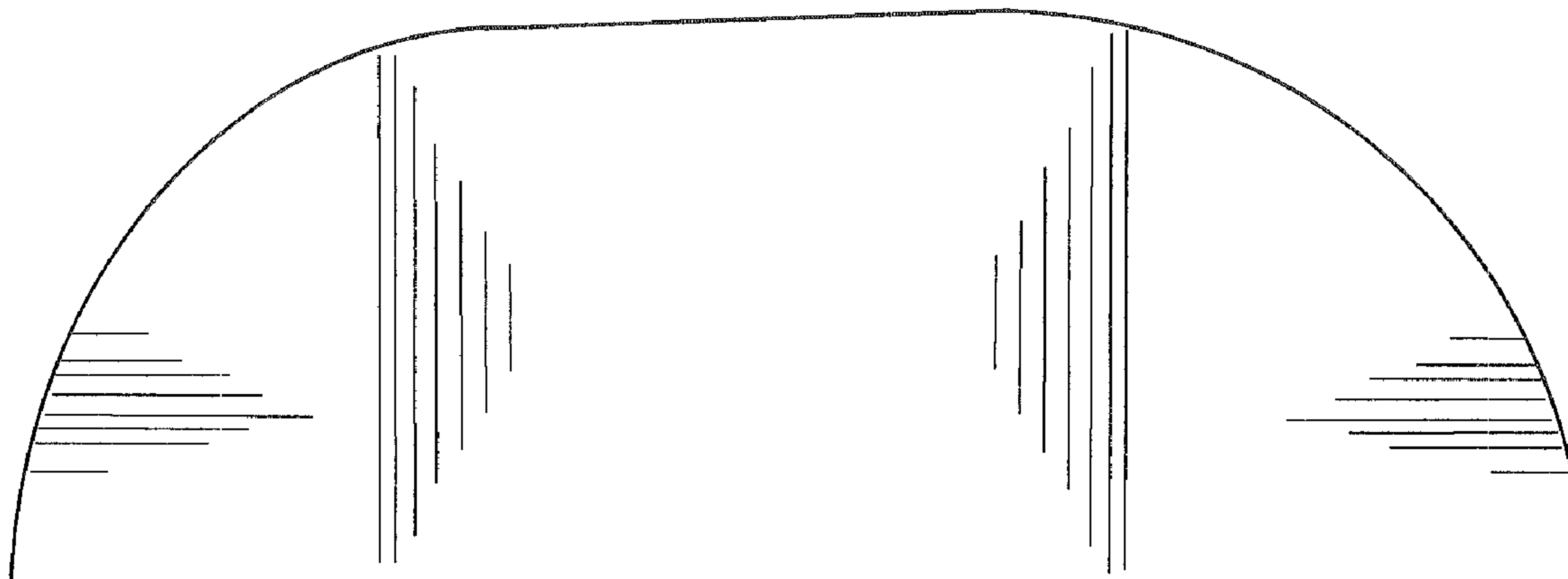



FIG. 1




FIG. 2




FIG. 3




FIG. 4

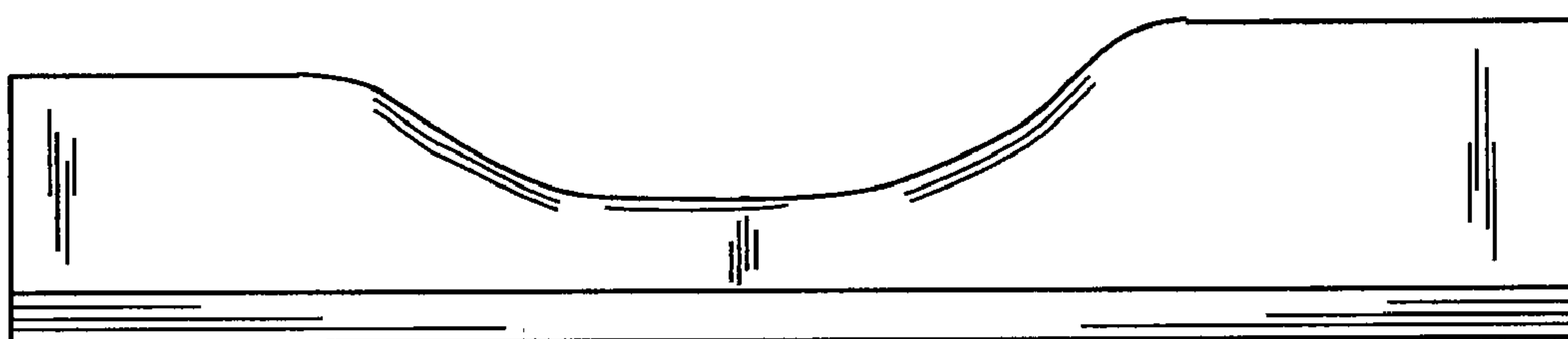


FIG. 5




FIG. 6

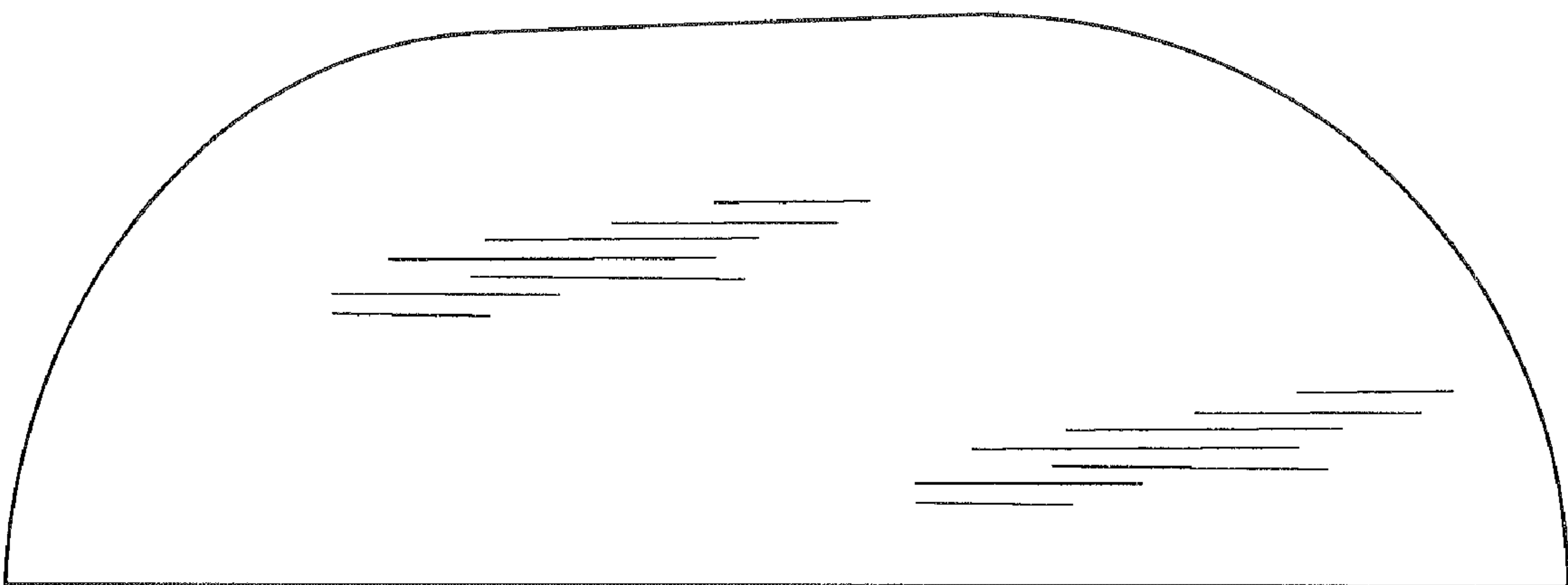


FIG. 7

