



US00D581958S

(12) **United States Design Patent**
Morozov

(10) **Patent No.:** **US D581,958 S**

(45) **Date of Patent:** **** *Dec. 2, 2008**

(54) **CUTTING INSERT**

(75) **Inventor:** **Konstantin Evgenievich Morozov**, 10
Dunning Road, Dunnottar, Nigel,
Gauteng (ZA)

(73) **Assignee:** **Konstantin Evgenievich Morozov**,
Nigel (ZA)

(*) **Notice:** This patent is subject to a terminal dis-
claimer.

(**) **Term:** **14 Years**

(21) **Appl. No.:** **29/220,757**

(22) **Filed:** **Dec. 7, 2004**

(51) **LOC (8) Cl.** **15-09**

(52) **U.S. Cl.** **D15/139**

(58) **Field of Classification Search** D15/127,
D15/139; 156/242; 175/374, 434; 407/113-118;
408/145; 451/540-548

See application file for complete search history.

(56) **References Cited**

U.S. PATENT DOCUMENTS

5,957,228 A * 9/1999 Yorston et al. 175/430

6,082,474 A * 7/2000 Matthias 175/432
6,315,652 B1 * 11/2001 Snyder et al. 451/540
D502,952 S * 3/2005 Achilles et al. D15/139
6,962,218 B2 * 11/2005 Eyre 175/432
2006/0021802 A1 * 2/2006 Skeem et al. 175/432

* cited by examiner

Primary Examiner—Antoine D. Davis

Assistant Examiner—Patricia Palasik

(74) *Attorney, Agent, or Firm*—Timothy J. Keefer; Seyfarth
Shaw LLP

(57) **CLAIM**

The ornamental design for a cutting insert as shown and
described.

DESCRIPTION

FIG. 1 is a perspective view of a substrate showing my new
design;

FIG. 2 is a top plan view of the substrate of FIG. 1;

FIG. 3 is a side plan view of the substrate of FIG. 1; and,

FIG. 4 is a bottom plan view of the substrate of FIG. 1.

1 Claim, 4 Drawing Sheets

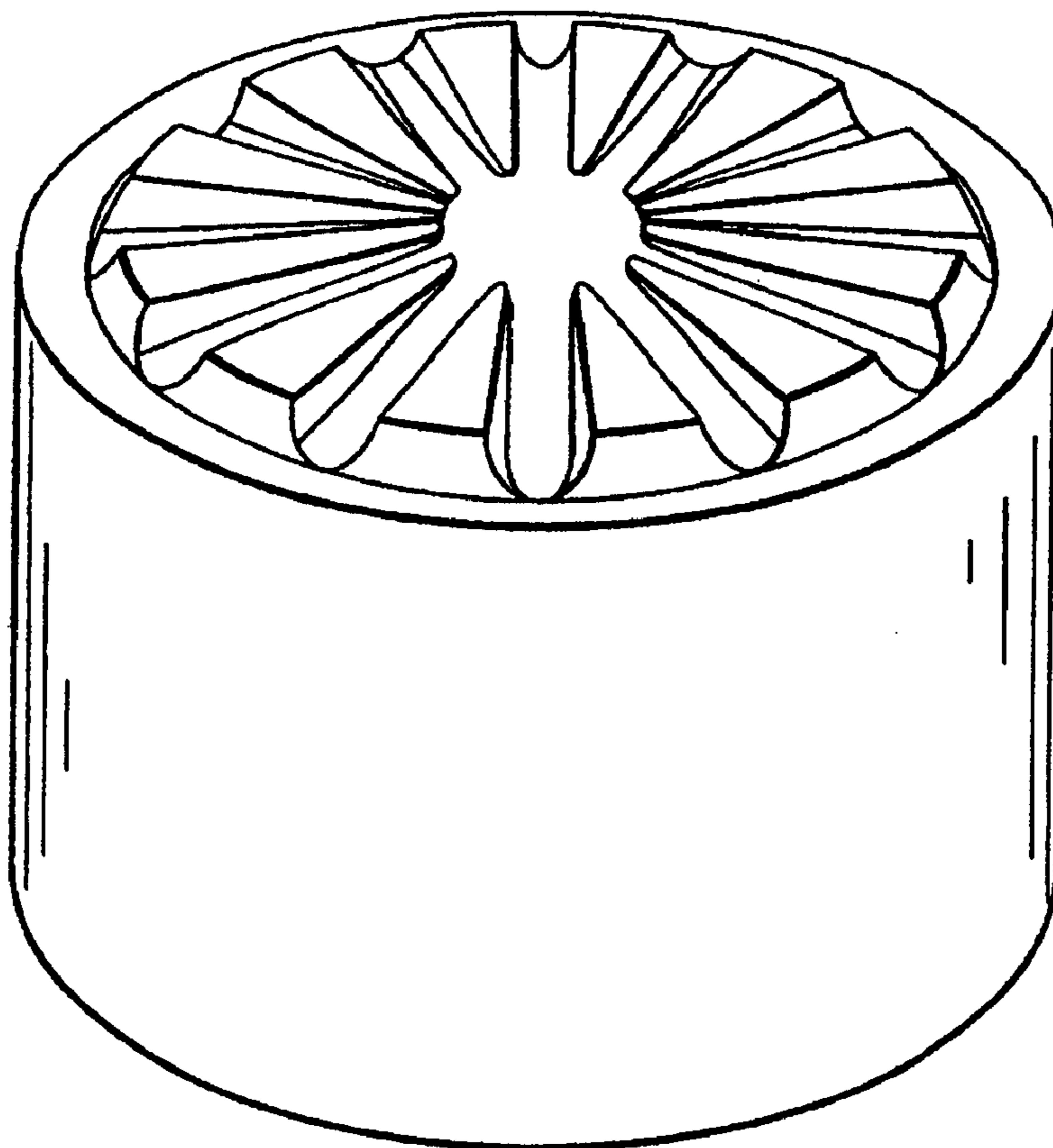


FIG. 1

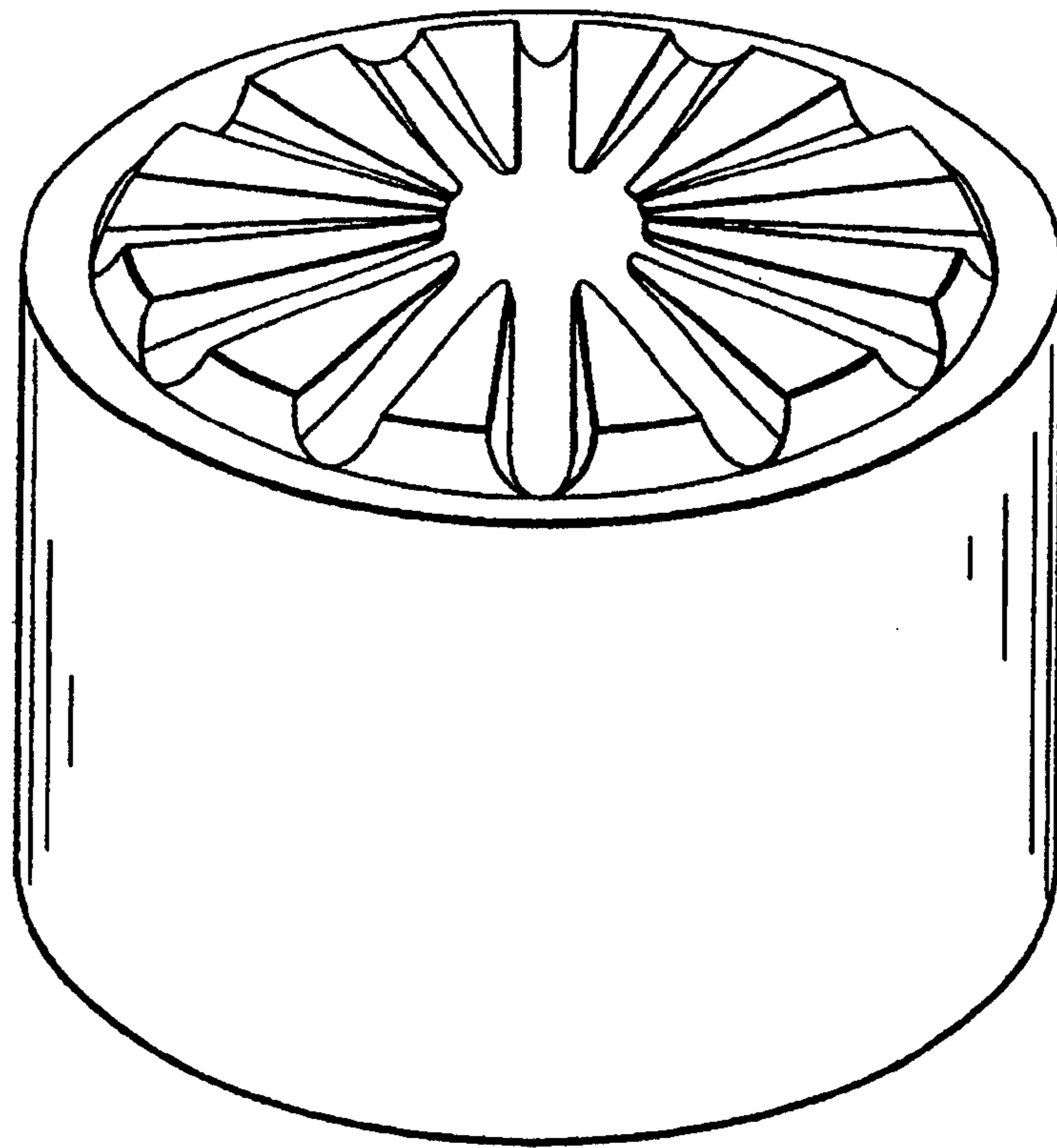


FIG. 2




FIG. 3

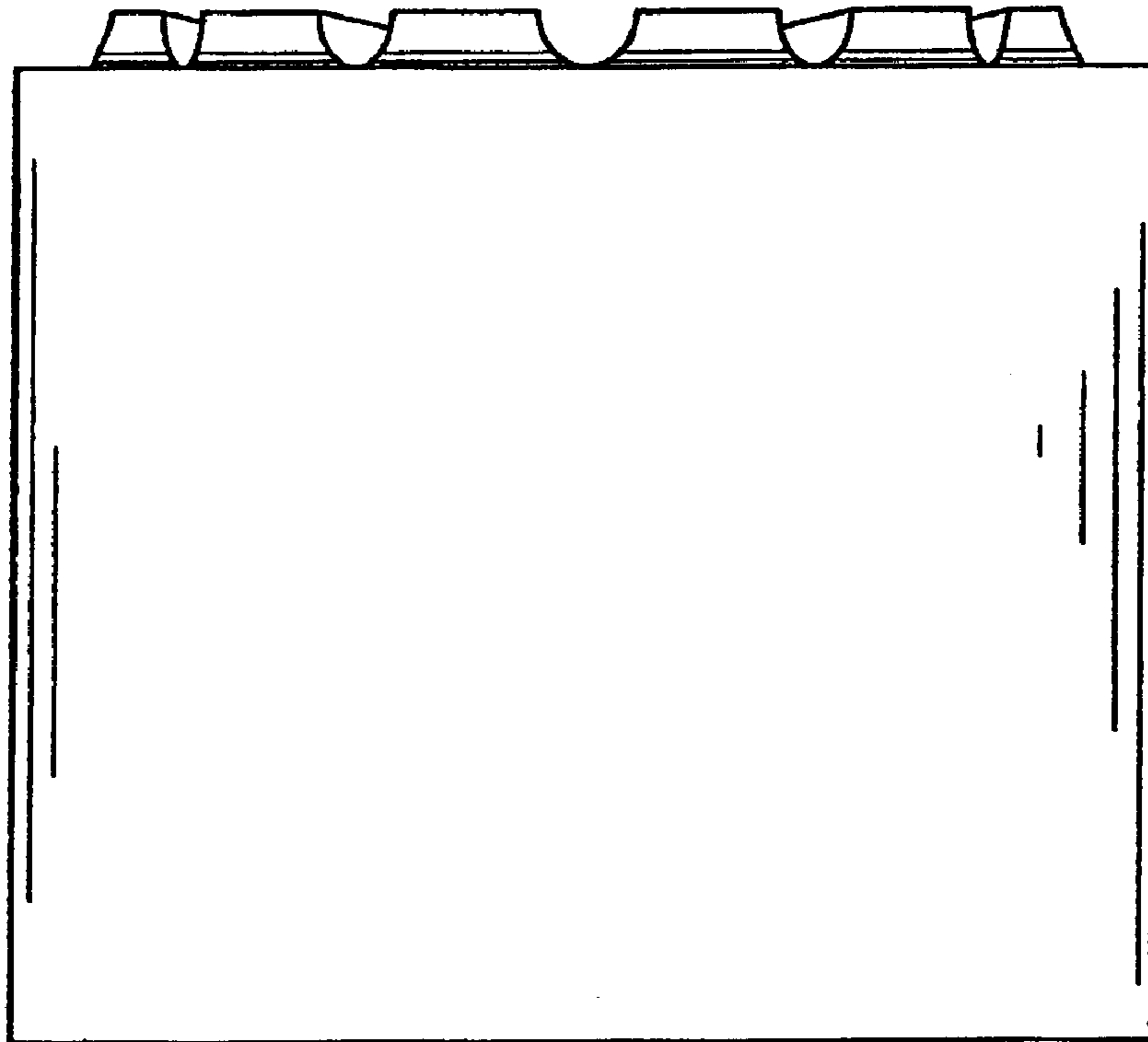


FIG. 4

