



US00D581954S

(12) **United States Design Patent**
Matsumoto et al.

(10) **Patent No.:** **US D581,954 S**
(45) **Date of Patent:** **** Dec. 2, 2008**

(54) **ASSIST GRIP FOR AGRICULTURAL VEHICLE**

JP 2000-219065 8/2000

OTHER PUBLICATIONS

(75) Inventors: **Kunihiko Matsumoto**, Osaka (JP);
Junko Shibaoka, Osaka (JP)

U.S. Appl. No. 29/299,860, Matsumoto et al., Tractor, filed Jan. 4, 2008.

U.S. Appl. No. 29/303,637, Matsumoto et al., Tractor, filed Feb. 13, 2008.

(73) Assignee: **Yanmar Co., Ltd.**, Osaka (JP)

U.S. Appl. No. 11/816,700, Shibaoka et al., Tractor, filed Dec. 25, 2006.

(**) Term: **14 Years**

U.S. Appl. No. 11/877,445, Shibaoka et al., Tractor, filed Oct. 23, 2007.

(21) Appl. No.: **29/299,859**

* cited by examiner

(22) Filed: **Jan. 4, 2008**

Primary Examiner—Mitchell I. Siegel

Assistant Examiner—Mark A Goodwin

(51) **LOC (8) Cl.** **15-03**

(52) **U.S. Cl.** **D15/28**

(58) **Field of Classification Search** D15/10,
D15/11, 14-17, 22-26, 30, 31, 33, 28; 180/89.1,
180/89.12, 900, 19.3; 56/12.7, 15.8, 220,
56/16.7, 202, 255, 297, 320.1, 320.2; 292/336.3;
296/1.02, 214, 192, 205; 16/112

(74) *Attorney, Agent, or Firm*—Sterne, Kessler, Goldstein & Fox P.L.L.C.

See application file for complete search history.

(57) **CLAIM**

The ornamental design for an assist grip for agricultural vehicle, substantially as shown and described.

(56) **References Cited**

DESCRIPTION

U.S. PATENT DOCUMENTS

FIG. 1 is a perspective view of an assist grip for agricultural vehicle showing our new design;

FIG. 2 is a front view thereof;

FIG. 3 is a rear view thereof;

FIG. 4 is a left side view thereof;

FIG. 5 is a right side view thereof;

FIG. 6 is a top plan view thereof;

FIG. 7 is a rear view thereof; and,

FIG. 8 is a reduced perspective view thereof shown in use condition.

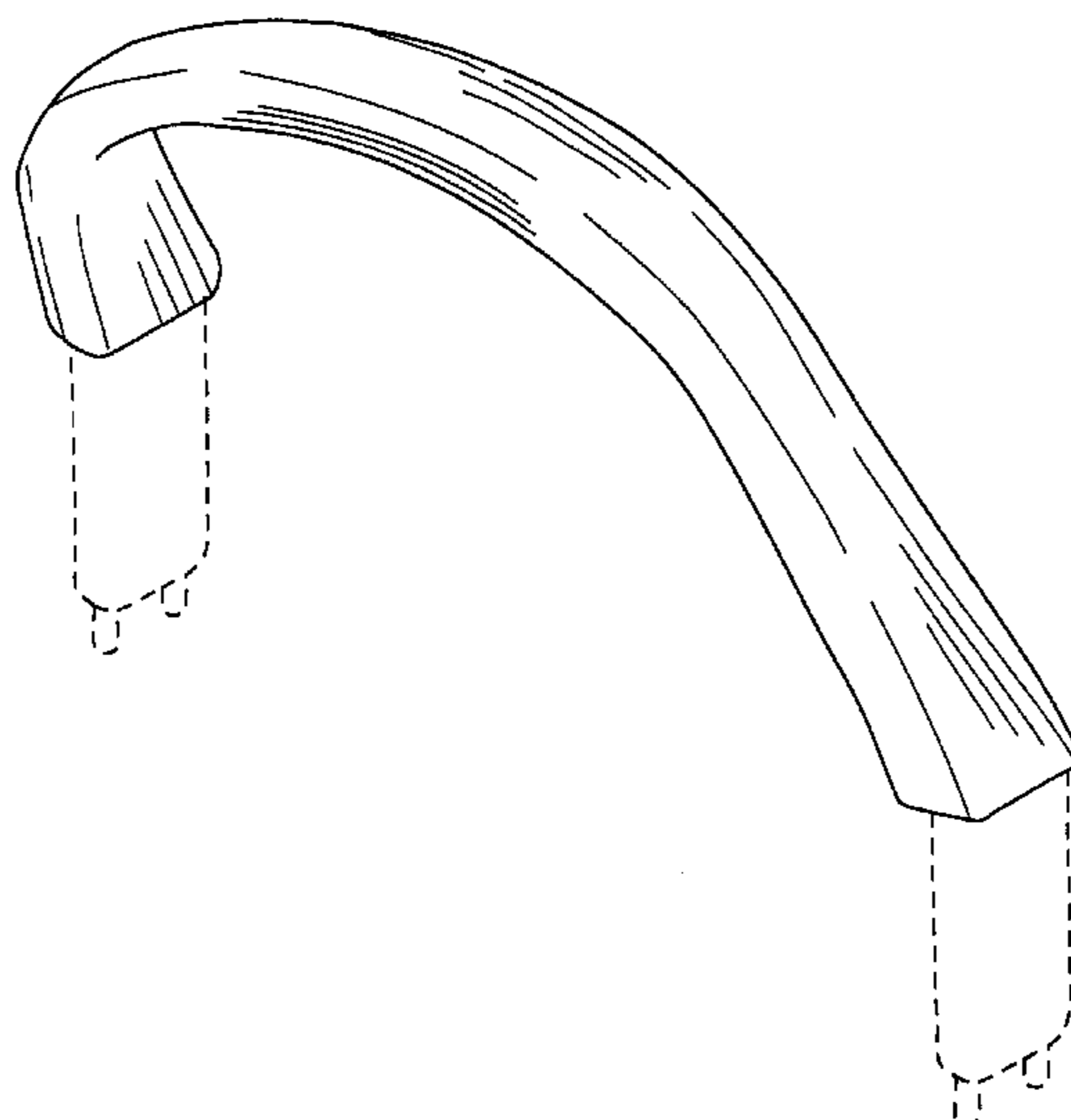
2,669,317	A	2/1954	Celien	
2,976,947	A	3/1961	Cruthis et al.	
6,460,640	B1 *	10/2002	Keagle et al.	180/19.3
D547,333	S	7/2007	Nishi et al.	
D550,251	S	9/2007	Matsumoto et al.	
D573,162	S *	7/2008	Kato	D15/28
2001/0054832	A1 *	12/2001	Mizuta	296/205
2006/0066129	A1	3/2006	Roger	
2008/0084081	A1	4/2008	Shibaoka et al.	
2008/0092331	A1	4/2008	Matsumoto et al.	
2008/0106112	A1	5/2008	Shibaoka et al.	

FOREIGN PATENT DOCUMENTS

EP	1873009	1/2008
JP	57-48661	10/1982
JP	1-7635	3/1989
JP	6-11897	3/1994

The broken line showing of a bottom portion of the assist grip for agricultural vehicle in FIGS. 1-5, and 7, and the broken line showing of the vehicle in FIG. 8 is included for the purpose of illustrating environmental structure and forms no part of the claimed design.

1 Claim, 8 Drawing Sheets



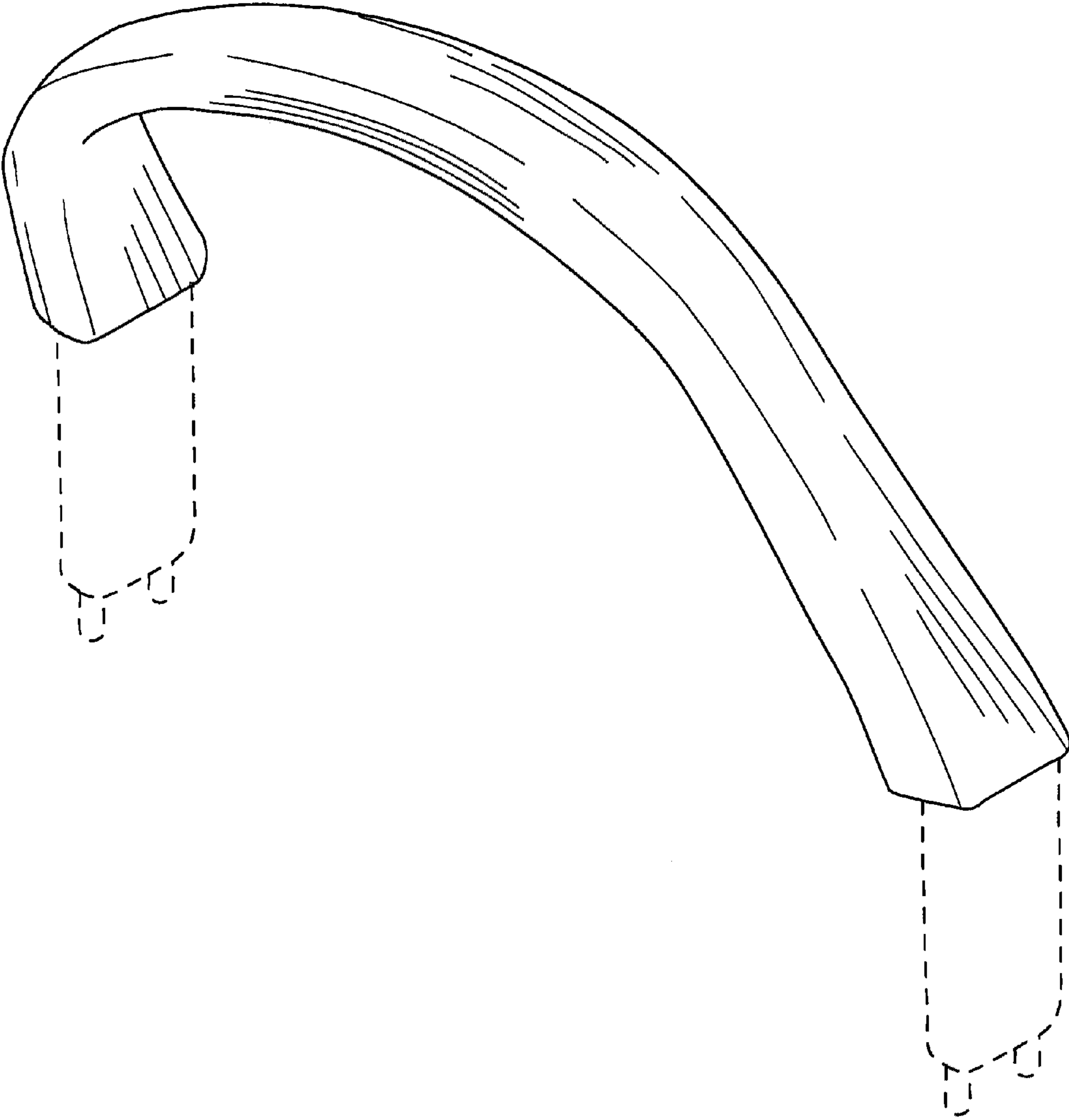


FIG. 1




FIG. 2

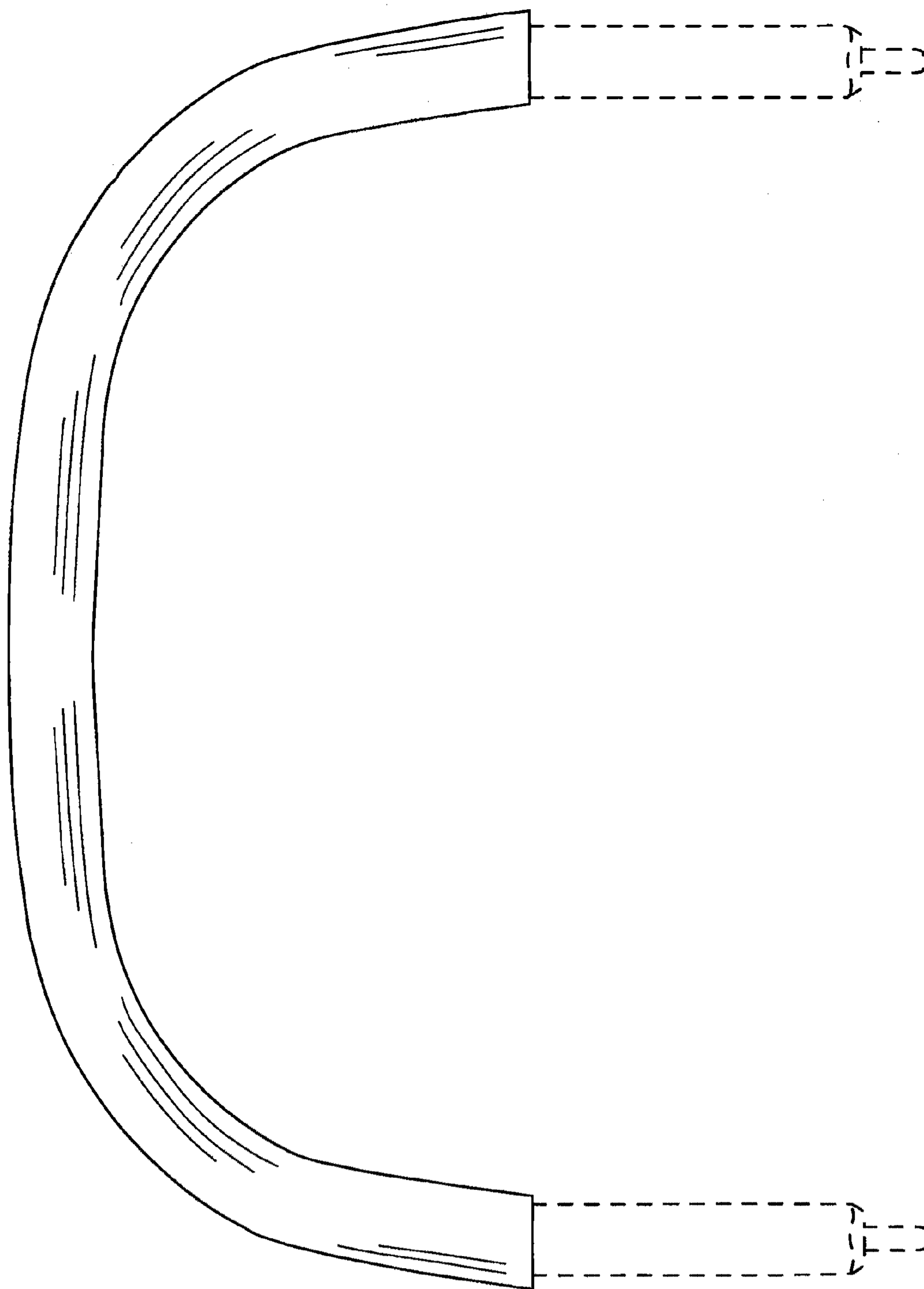


FIG. 3

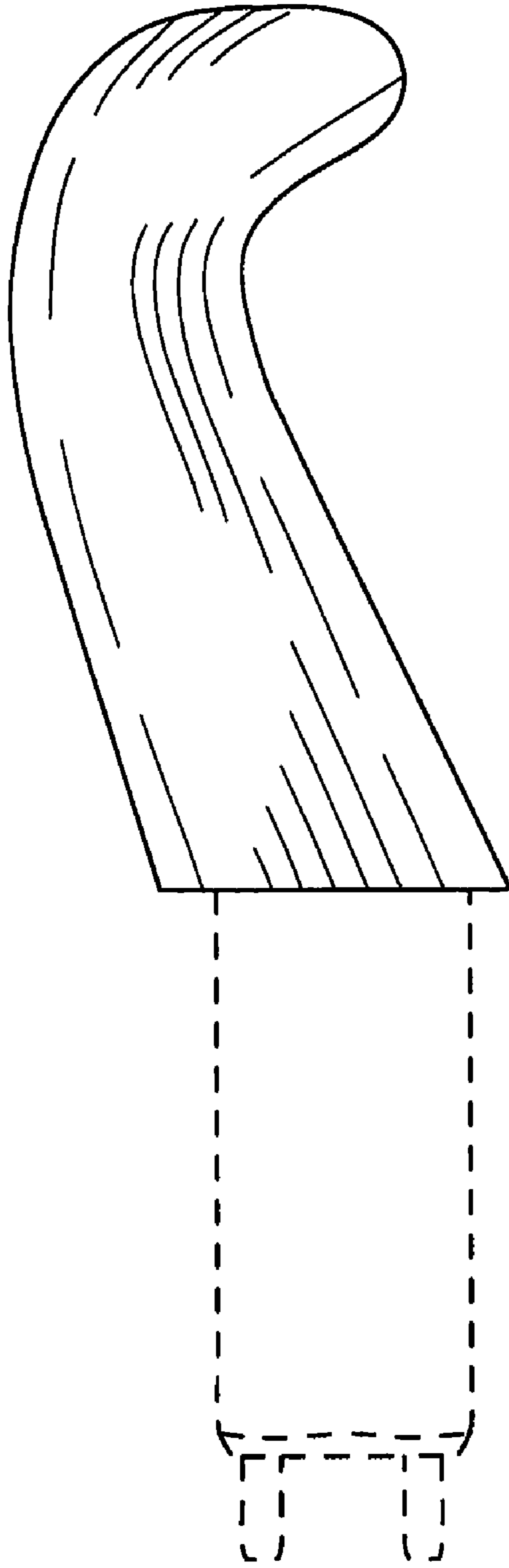


FIG. 4

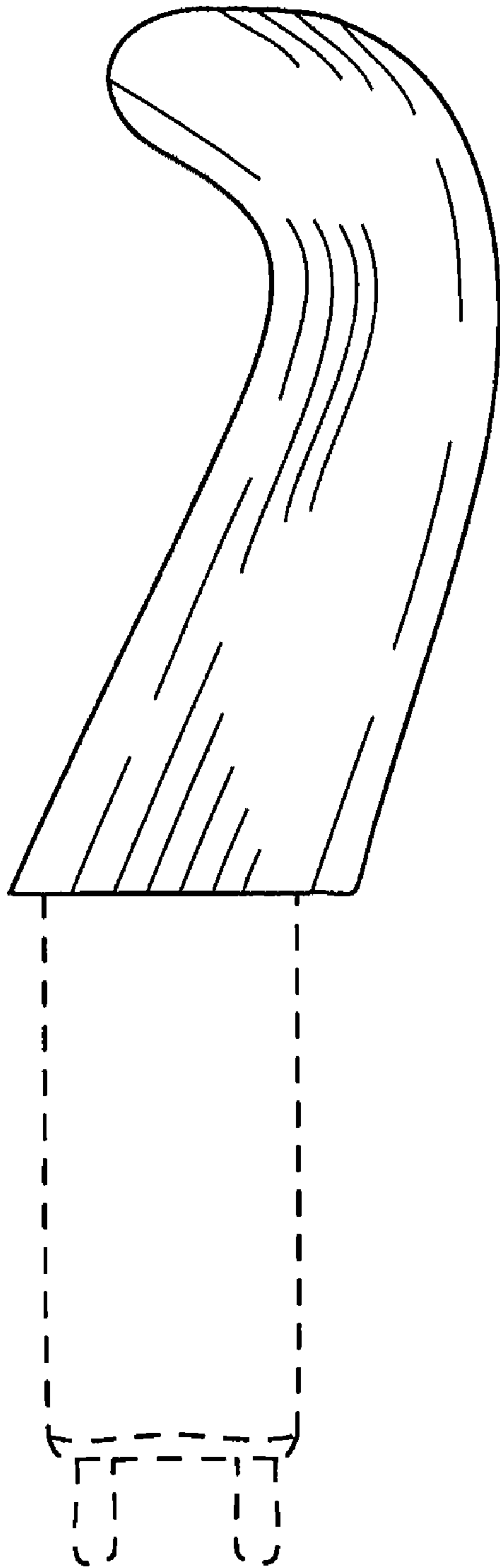


FIG. 5

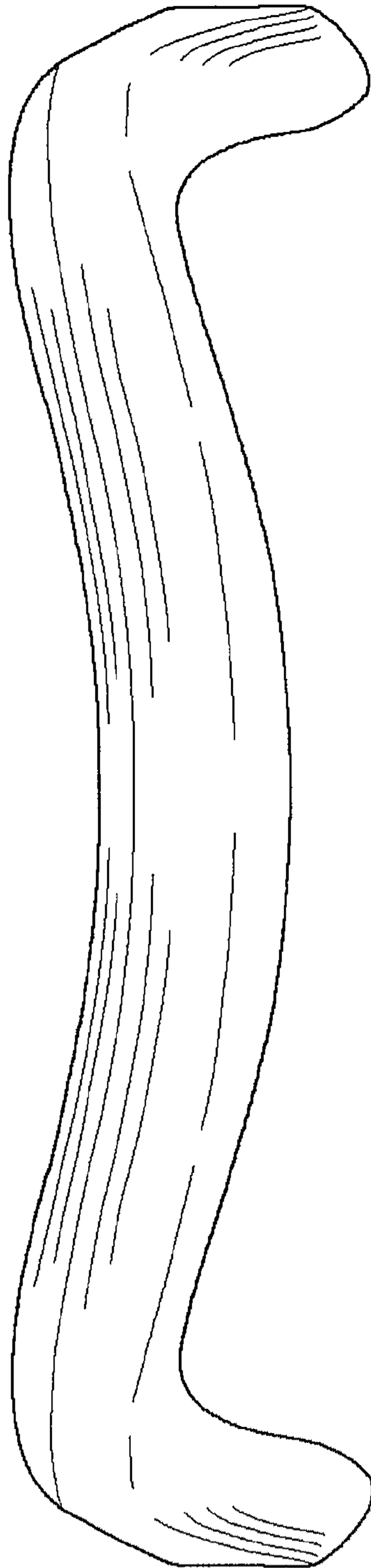


FIG. 6

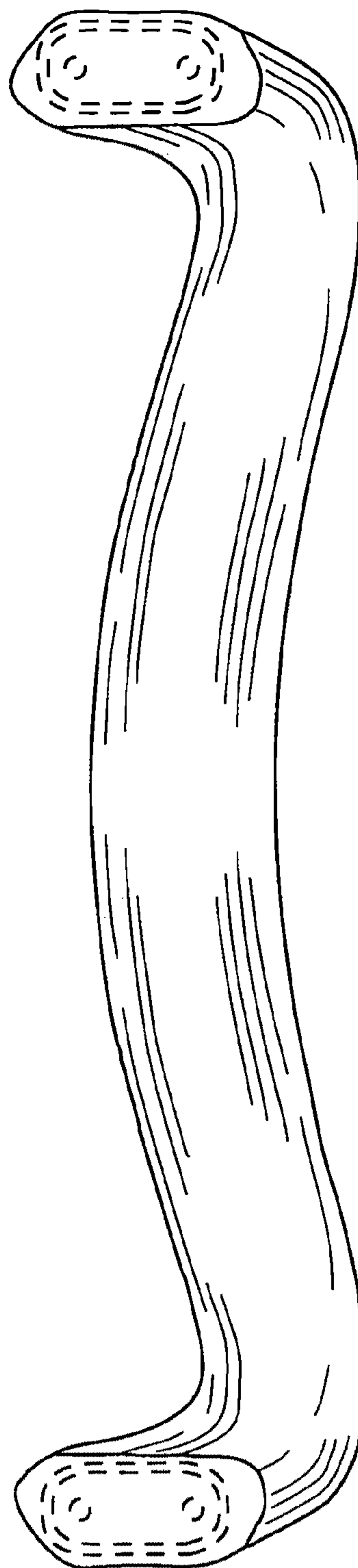


FIG. 7

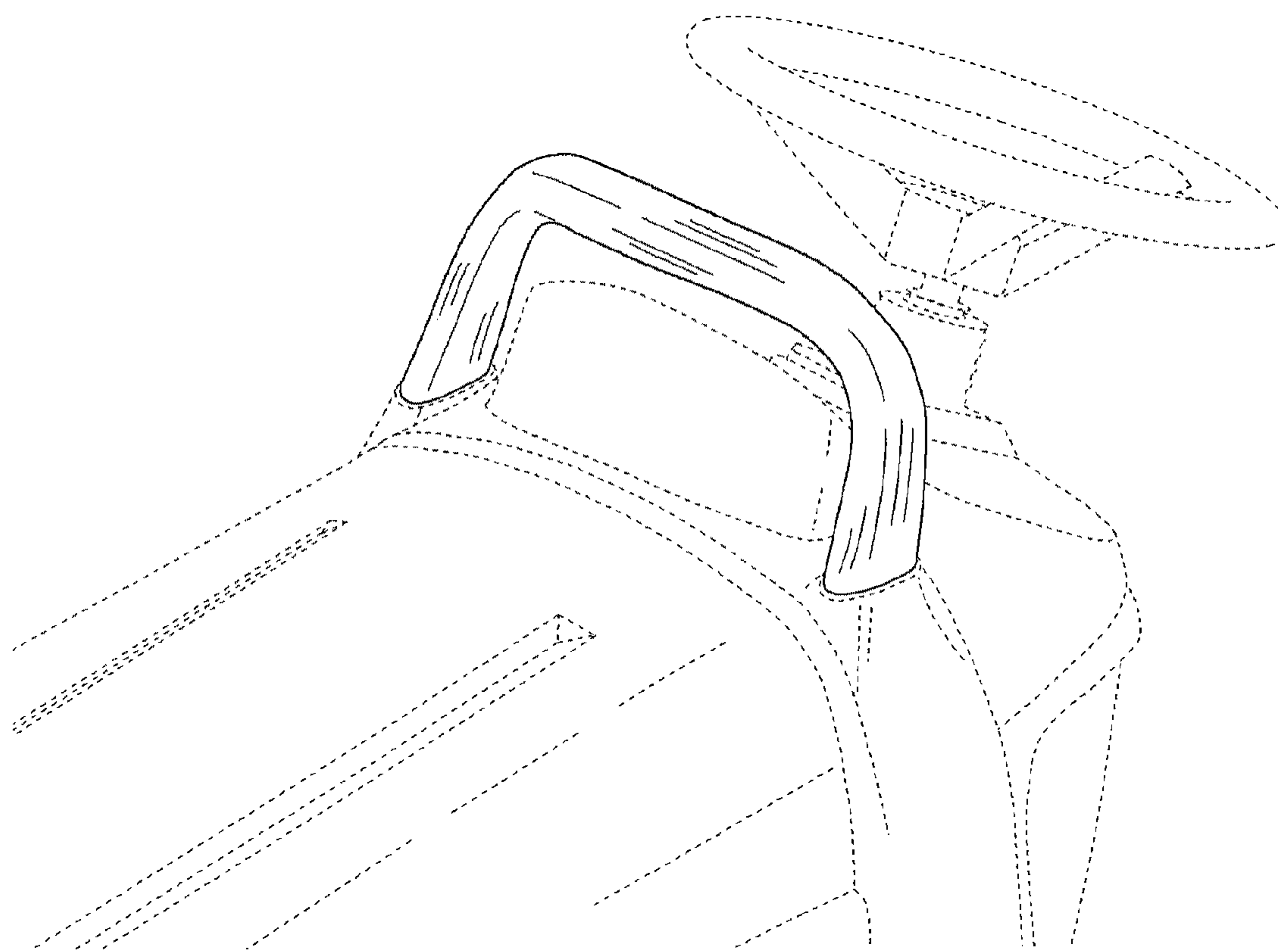


FIG. 8

UNITED STATES PATENT AND TRADEMARK OFFICE
CERTIFICATE OF CORRECTION

PATENT NO. : Des. 581,954 S
APPLICATION NO. : 29/299859
DATED : December 2, 2008
INVENTOR(S) : Matsumoto et al.

Page 1 of 1

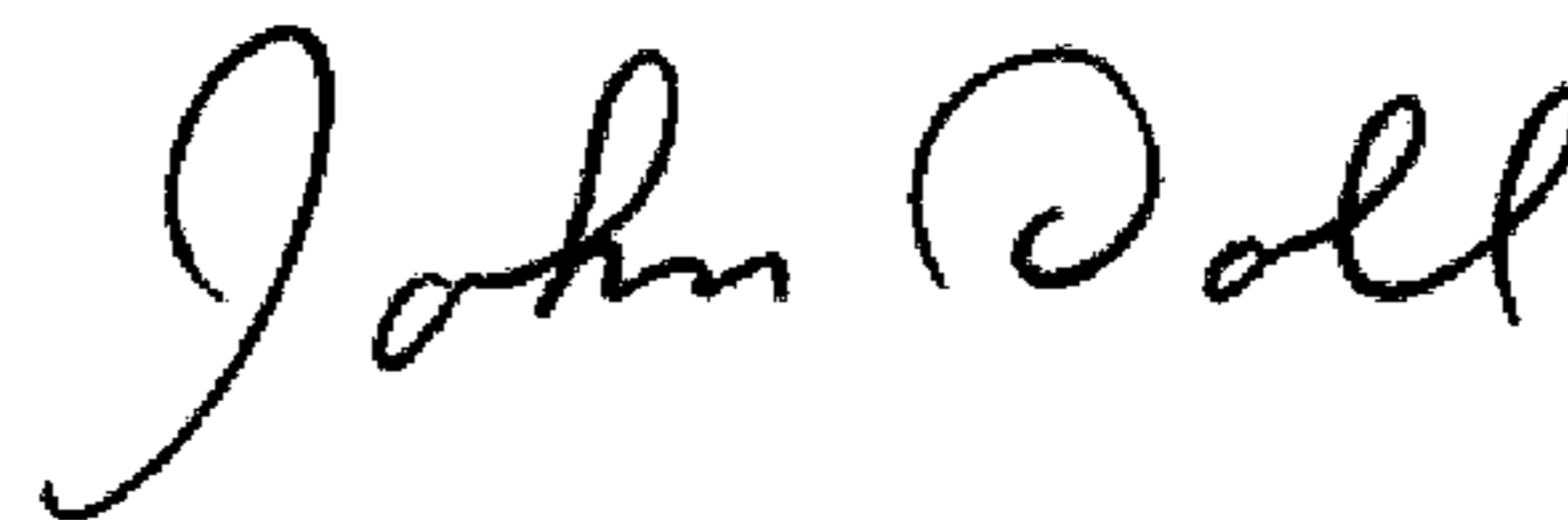
It is certified that error appears in the above-identified patent and that said Letters Patent is hereby corrected as shown below:

On the Title page of the patent, please insert

Item --(30) Foreign Application Priority Data
July 4, 2007 (JP) 2007-18054--.

Signed and Sealed this

Tenth Day of March, 2009



JOHN DOLL
Acting Director of the United States Patent and Trademark Office