



US00D581951S

(12) **United States Design Patent**
Bochmann et al.

(10) **Patent No.:** **US D581,951 S**
(45) **Date of Patent:** **** Dec. 2, 2008**

(54) **HYBRID ELECTRIC LAWNMOWER**

(75) Inventors: **Cherry A. Bochmann**, Bay Village, OH (US); **Erin Q. Riddell**, Bay Village, OH (US)

(73) Assignee: **Desa IP, LLC**, Miami, FL (US)

(**) Term: **14 Years**

(21) Appl. No.: **29/292,207**

(22) Filed: **Oct. 1, 2007**

(51) **LOC (8) Cl.** **15-03**

(52) **U.S. Cl.** **D15/14**

(58) **Field of Classification Search** D15/10,
D15/14-18; 56/6, 11.9, 16.7, 17.1, 17.4,
56/17.5, 202, 255, 320.1, 320.2, 295, 294,
56/12.8

See application file for complete search history.

(56) **References Cited**

U.S. PATENT DOCUMENTS

3,757,503	A *	9/1973	Soldavini	56/202
D294,031	S *	2/1988	Hosonuma	D15/14
D310,085	S *	8/1990	Uemura	D15/14
D317,165	S *	5/1991	Schweitz et al.	D15/14
D346,810	S *	5/1994	Schulz et al.	D15/14
D356,581	S *	3/1995	Chunn et al.	D15/14
D361,771	S *	8/1995	Ledingham	D15/14
5,493,851	A *	2/1996	Katzer et al.	56/13.7
D374,017	S *	9/1996	Chunn et al.	D15/14
D381,665	S *	7/1997	Hinklin et al.	D15/14
D390,576	S *	2/1998	Shimamura	D15/14
5,910,091	A *	6/1999	Iida et al.	56/16.7
D419,163	S *	1/2000	Sirois et al.	D15/14
D421,265	S *	2/2000	Ohsumi et al.	D15/14
D424,070	S *	5/2000	Danthois	D15/14
D426,836	S *	6/2000	Sirois et al.	D15/14
D449,840	S *	10/2001	Concari et al.	D15/14
D450,064	S *	11/2001	Concari et al.	D15/14
D456,030	S *	4/2002	Maeda	D15/14
D457,533	S *	5/2002	Concari et al.	D15/14

D457,897	S *	5/2002	Jong	D15/14
6,434,918	B1 *	8/2002	Csonka et al.	56/13.4
6,666,008	B2 *	12/2003	Iida et al.	56/11.9
D497,918	S *	11/2004	Osborne et al.	D15/14
D500,054	S *	12/2004	Jager	D15/14
6,826,895	B2 *	12/2004	Iida et al.	56/11.9
D508,923	S *	8/2005	Henssler et al.	D15/14
D508,924	S *	8/2005	Henssler et al.	D15/14
D544,501	S *	6/2007	Chung Lee	D15/14
2002/0069631	A1 *	6/2002	Dyke et al.	56/17.5
2002/0144495	A1 *	10/2002	Sugiyama et al.	56/202
2003/0037522	A1 *	2/2003	Kobayashi et al.	56/10.8
2003/0037523	A1 *	2/2003	Shimada et al.	56/11.9
2003/0037524	A1 *	2/2003	Iida et al.	56/11.9
2003/0037525	A1 *	2/2003	Iida et al.	56/11.9
2007/0294991	A1 *	12/2007	Medina et al.	56/11.9

* cited by examiner

Primary Examiner—Mitchell I. Siegel

Assistant Examiner—Mark A Goodwin

(74) *Attorney, Agent, or Firm*—Suiter Swantz pc llo

(57) **CLAIM**

I claim the ornamental design for a hybrid electric lawnmower, as shown and described.

DESCRIPTION

FIG. 1 is a perspective view of a hybrid electric lawnmower showing our new design;

FIG. 2 is a top view thereof;

FIG. 3 is a front view thereof;

FIG. 4 is a left side view thereof;

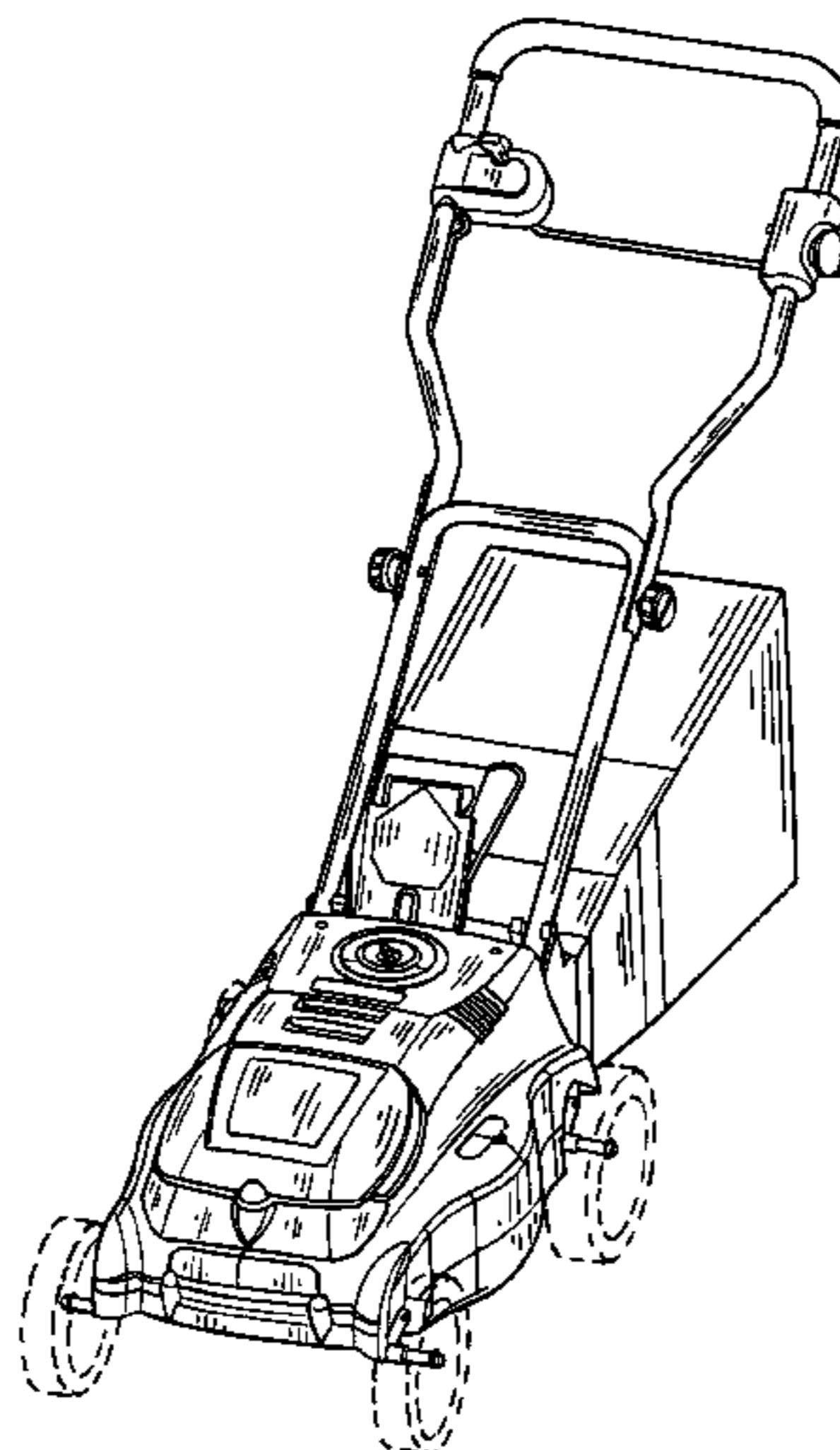
FIG. 5 is a rear view thereof;

FIG. 6 is a right side view thereof; and,

FIG. 7 is a bottom view thereof.

The broken line showing of the lawnmower wheels in FIG. 1, the blade in FIG. 7, and the blade housing in FIG. 7 are included for the purpose of illustrating portions of the hybrid electric lawnmower and forms no part of the claimed design.

1 Claim, 7 Drawing Sheets



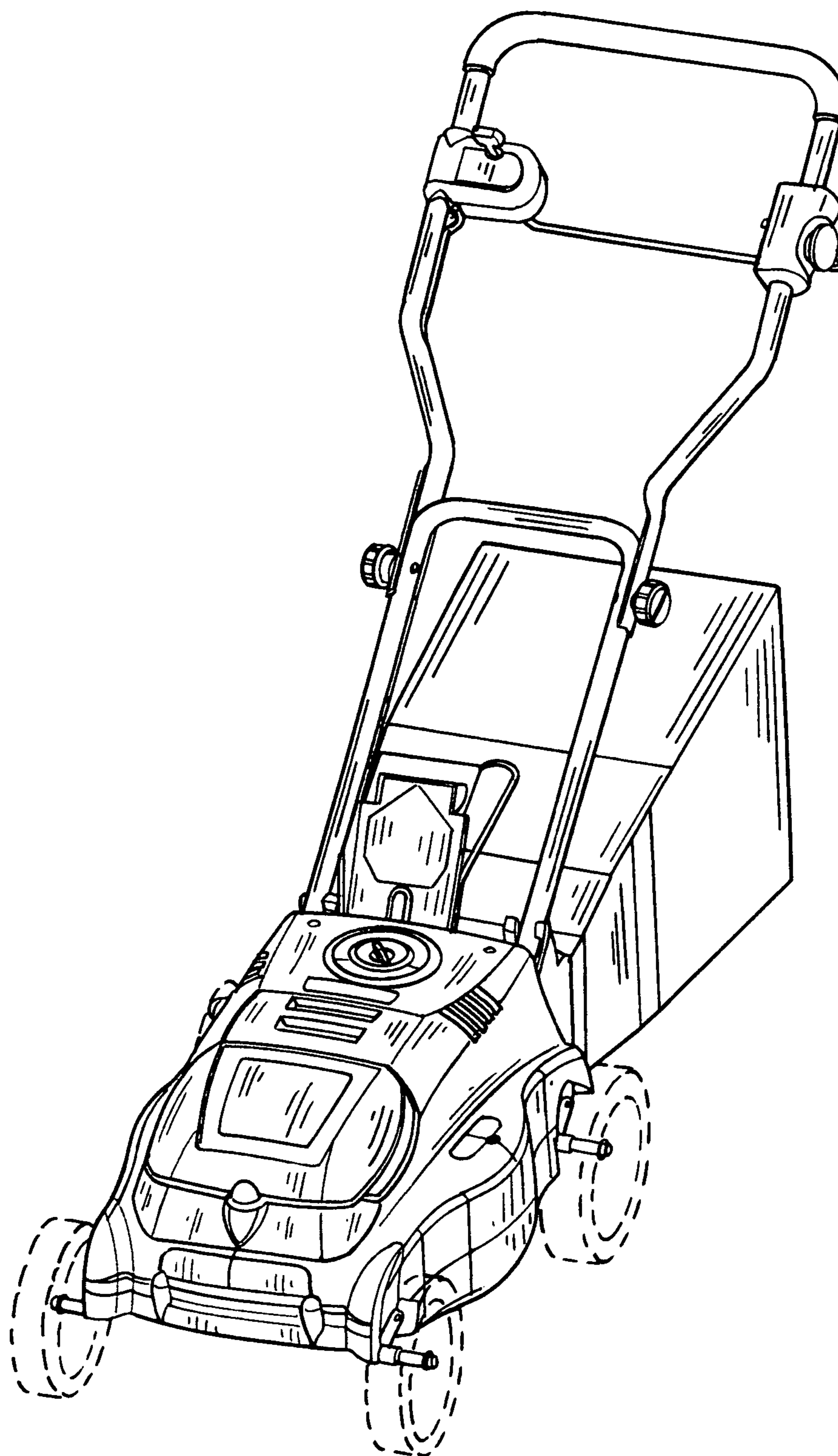


FIG. 1

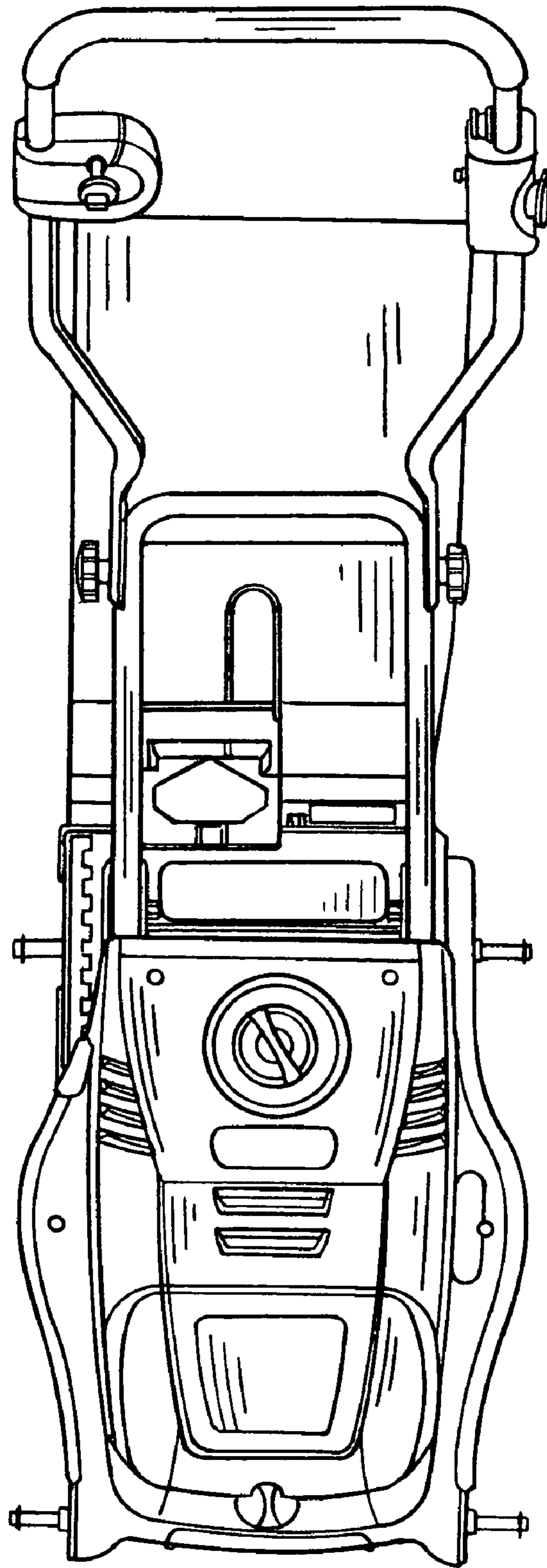


FIG. 2

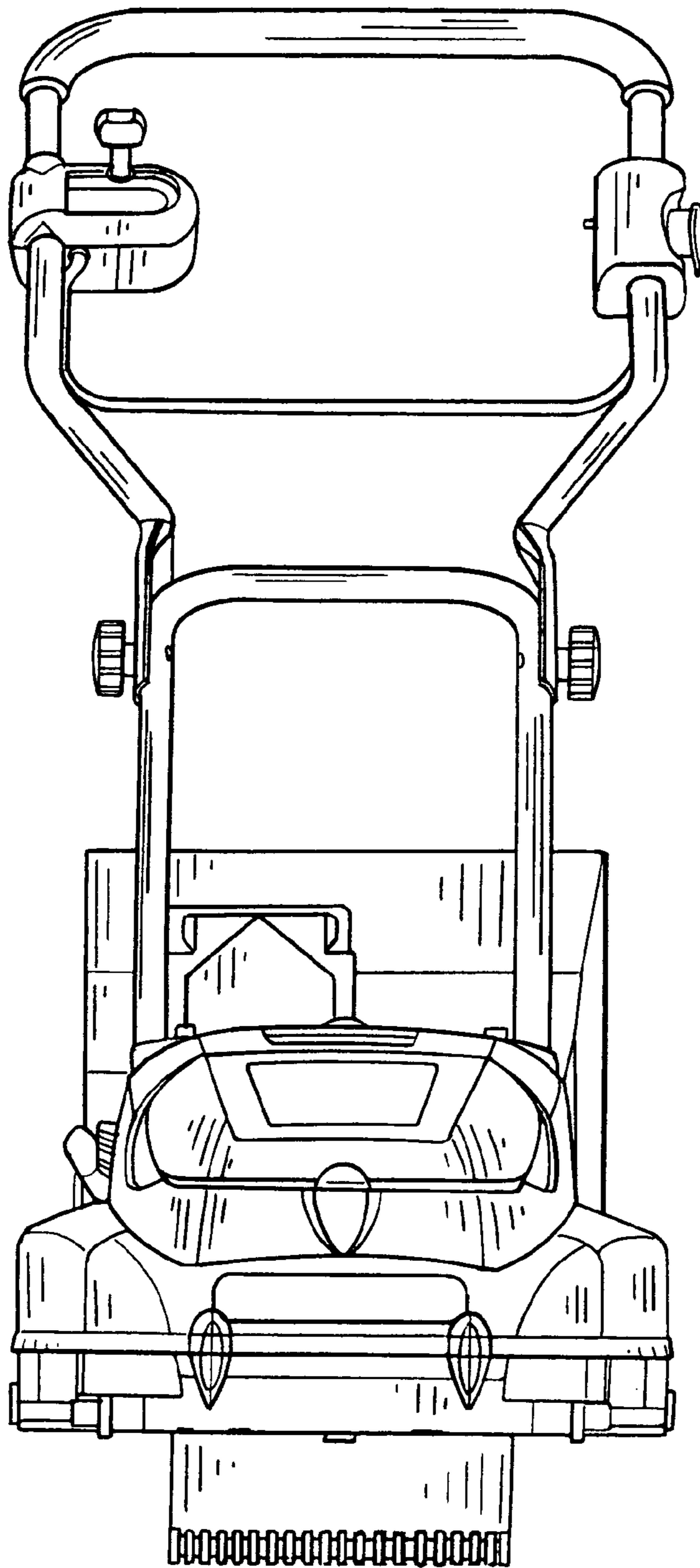


FIG. 3

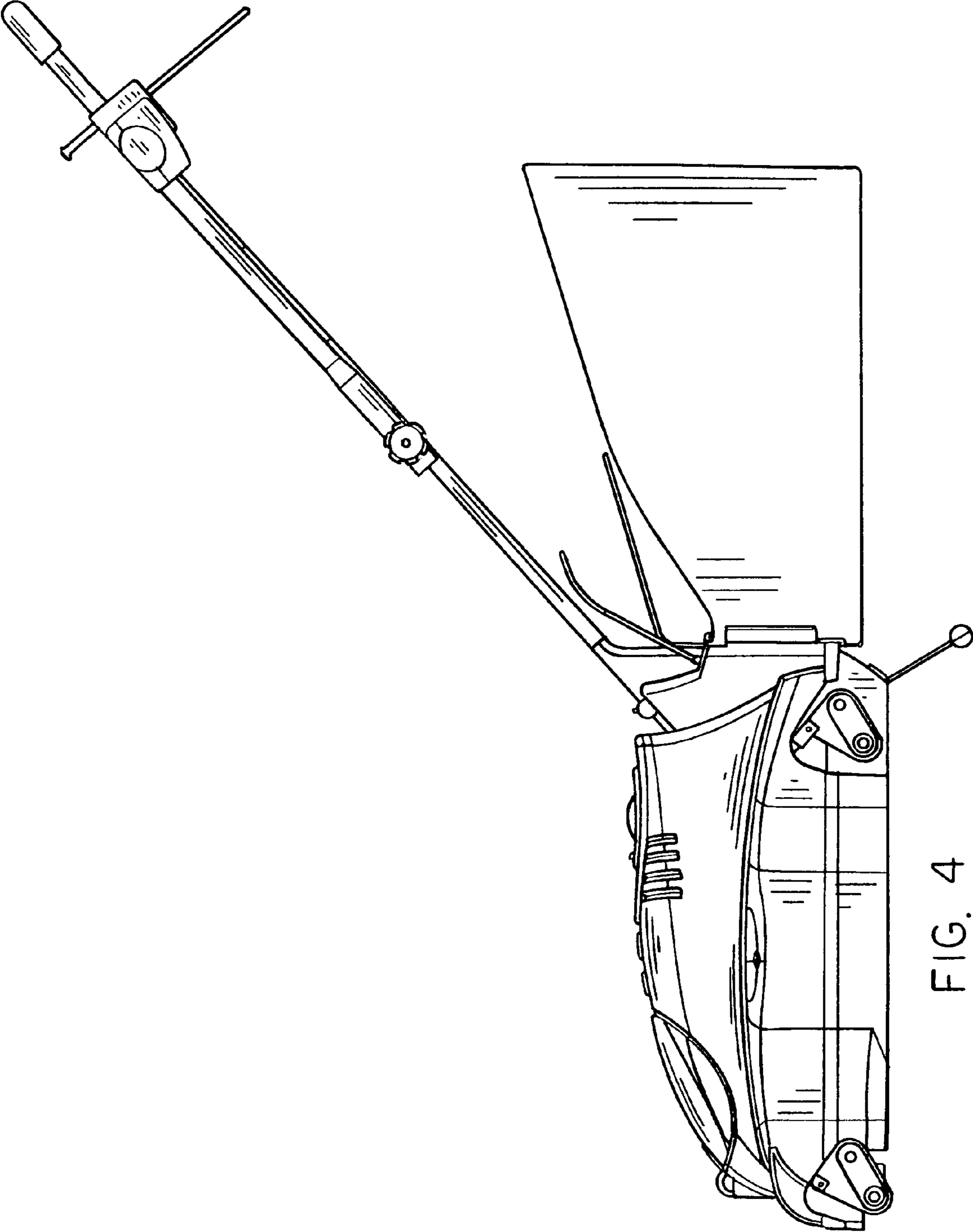


FIG. 4

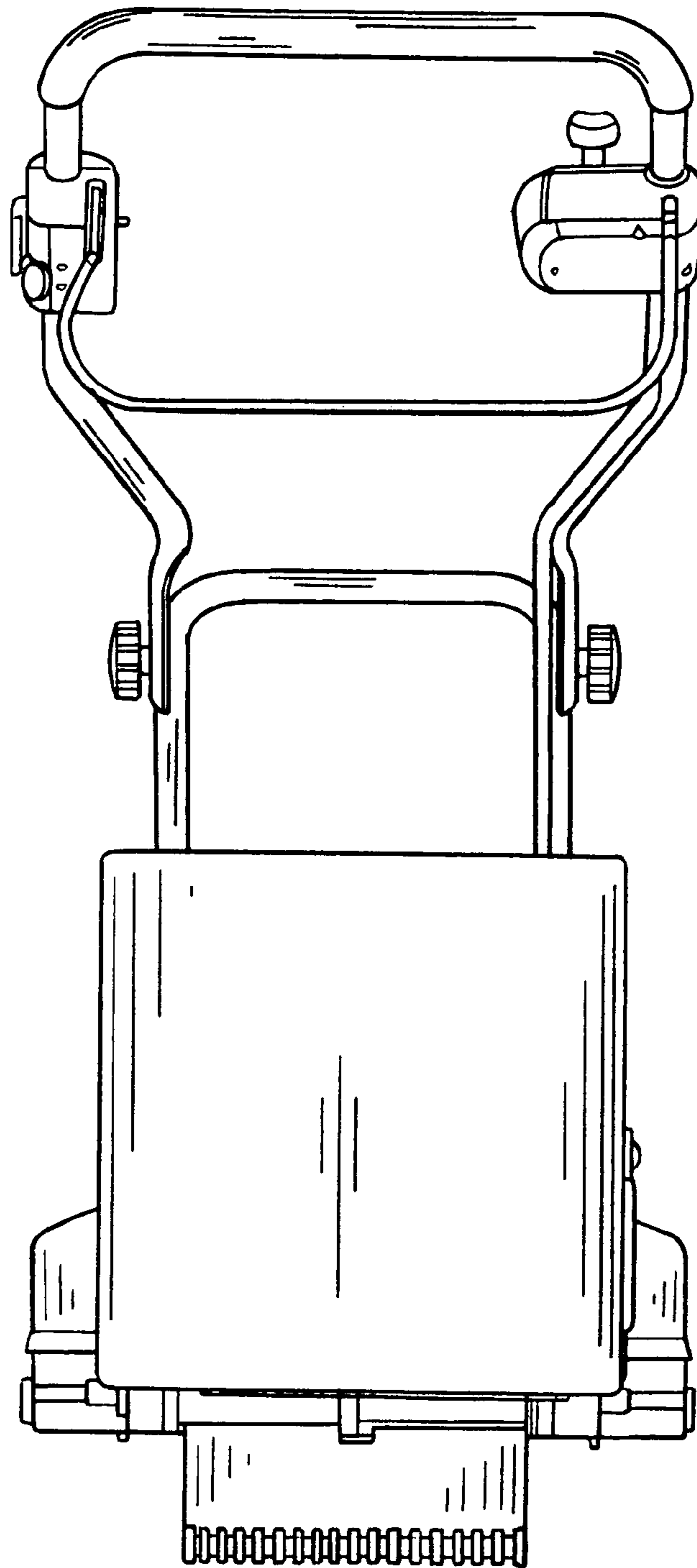


FIG. 5

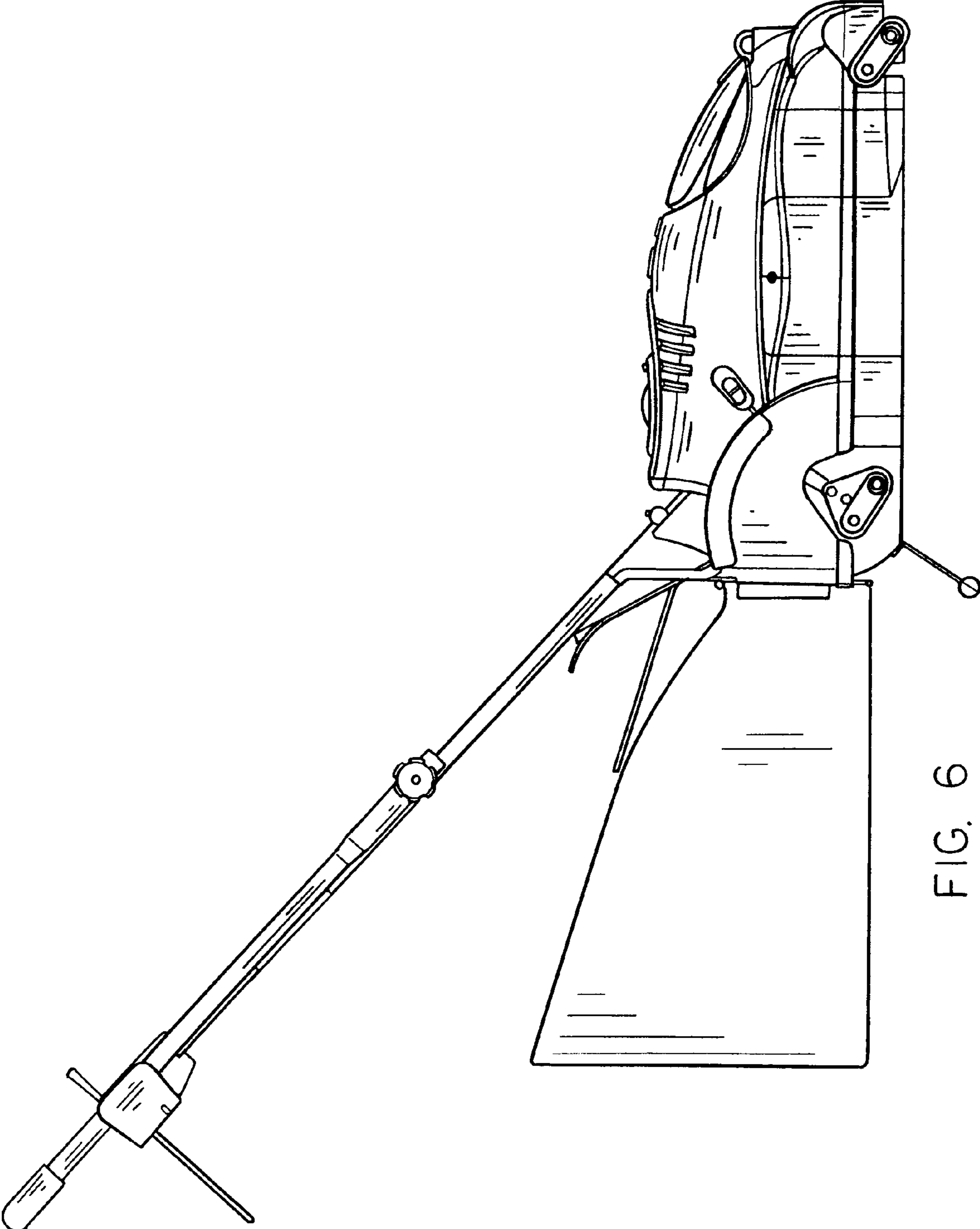


FIG. 6

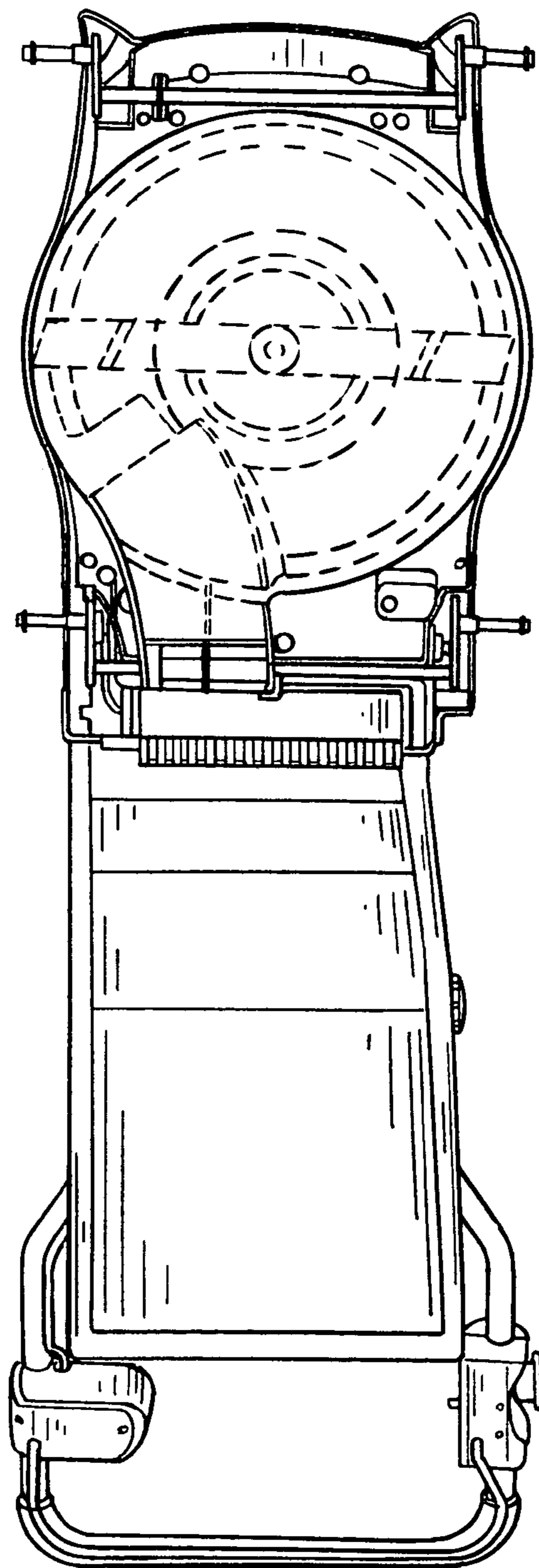


FIG. 7